



LIFE, AND ACCIDENT AND HEALTH COMPANIES/FRATERNAL BENEFIT SOCIETIES - ASSOCIATION EDITION

ANNUAL STATEMENT

FOR THE YEAR ENDED DECEMBER 31, 2023
OF THE CONDITION AND AFFAIRS OF

AUGUSTAR LIFE ASSURANCE CORPORATION

NAIC Group Code 0704 (Current) 0704 (Prior) NAIC Company Code 89206 Employer's ID Number 31-0962495

Organized under the Laws of Ohio, State of Domicile or Port of Entry OH

Country of Domicile United States of America

Licensed as business type: Life, Accident and Health [X] Fraternal Benefit Societies []

Incorporated/Organized 06/26/1979 Commenced Business 08/22/1979

Statutory Home Office One Financial Way, Cincinnati, OH, US 45242

Main Administrative Office One Financial Way, Cincinnati, OH, US 45242

Mail Address Post Office Box 237, Cincinnati, OH, US 45201

Primary Location of Books and Records One Financial Way, Cincinnati, OH, US 45242

Internet Website Address N/A

Statutory Statement Contact Amber Dawn Roberts, 513-794-6100-6015

OFFICERS

President & Chief Executive Officer Anurag Chandra Vice President & Treasurer Doris Lee Paul
Senior Vice President, Corporate Secretary & LATAM Regional Counsel and Compliance Carlos Fernando da Costa Almeida de Paiva Nascimento # Senior Vice President & Chief Risk Officer Scott Niel Shepherd

OTHER

Lori Dianne Dashewich #, Senior Vice President, Chief Accounting Officer & Controller, Interim CFO Sachin Jain #, Senior Vice President, Investments Patrick Henry McEvoy, Senior Vice President, Chief Distribution and Sales - Traditional
Gary Russell Rodmaker, Senior Vice President & Chief Investment Officer

DIRECTORS OR TRUSTEES

Michael Akker Anurag Chandra Philippe Francois Charette
Patricia Lynn Guinn # Gregory Svend Nielsen Westley Vander Thompson #
Steven Carl Verney

State of Ohio SS
County of Butler

The officers of this reporting entity being duly sworn, each depose and say that they are the described officers of said reporting entity, and that on the reporting period stated above, all of the herein described assets were the absolute property of the said reporting entity, free and clear from any liens or claims thereon, except as herein stated, and that this statement, together with related exhibits, schedules and explanations therein contained, annexed or referred to, is a full and true statement of all the assets and liabilities and of the condition and affairs of the said reporting entity as of the reporting period stated above, and of its income and deductions therefrom for the period ended, and have been completed in accordance with the NAIC Annual Statement Instructions and Accounting Practices and Procedures manual except to the extent that: (1) state law may differ; or, (2) that state rules or regulations require differences in reporting not related to accounting practices and procedures, according to the best of their information, knowledge and belief, respectively. Furthermore, the scope of this attestation by the described officers also includes the related corresponding electronic filing with the NAIC, when required, that is an exact copy (except for formatting differences due to electronic filing) of the enclosed statement. The electronic filing may be requested by various regulators in lieu of or in addition to the enclosed statement.

Lori Dashewich
Signed on 2024/02/19 07:33:03 -8:00

Carlos Fernando Paiva
Signed on 2024/02/19 07:33:03 -8:00

Scott Shepherd
Signed on 2024/02/19 07:33:03 -8:00

Lori Dianne Dashewich
Senior Vice President, Chief Accounting Officer & Controller, Interim CFO

Carlos Fernando da Costa Almeida de Paiva Nascimento
Senior Vice President, Corporate Secretary & LATAM Regional Counsel and Compliance


Scott Niel Shepherd
Senior Vice President & Chief Risk Officer

Subscribed and sworn to before me this 19th day of February, 2024

- a. Is this an original filing? Yes [X] No []
b. If no,
1. State the amendment number
2. Date filed
3. Number of pages attached

Stephanie Coleman
Signed on 2024/02/19 07:33:03 -8:00

Stephanie Coleman
Notary Public
Expires November 24, 2025



ANNUAL STATEMENT FOR THE YEAR 2023 OF AUGUSTAR LIFE ASSURANCE CORPORATION

ASSETS

	Current Year			Prior Year
	1 Assets	2 Nonadmitted Assets	3 Net Admitted Assets (Cols. 1 - 2)	4 Net Admitted Assets
1. Bonds (Schedule D)	2,045,807,828	0	2,045,807,828	2,002,470,960
2. Stocks (Schedule D):				
2.1 Preferred stocks	16,711,200	0	16,711,200	16,528,800
2.2 Common stocks	18,325,933	0	18,325,933	15,303,533
3. Mortgage loans on real estate (Schedule B):				
3.1 First liens	463,087,264	0	463,087,264	452,169,616
3.2 Other than first liens	0	0	0	0
4. Real estate (Schedule A):				
4.1 Properties occupied by the company (less \$0 encumbrances)	0	0	0	0
4.2 Properties held for the production of income (less \$0 encumbrances)	0	0	0	0
4.3 Properties held for sale (less \$0 encumbrances)	0	0	0	0
5. Cash (\$ 16,000,326 , Schedule E - Part 1), cash equivalents (\$0 , Schedule E - Part 2) and short-term investments (\$0 , Schedule DA)	16,000,326	0	16,000,326	9,092,311
6. Contract loans (including \$0 premium notes)	129,952,984	0	129,952,984	123,150,025
7. Derivatives (Schedule DB)	6,521,487	0	6,521,487	2,211,914
8. Other invested assets (Schedule BA)	42,770,524	0	42,770,524	37,712,763
9. Receivables for securities	756,910	0	756,910	212,749
10. Securities lending reinvested collateral assets (Schedule DL)	66,539,878	0	66,539,878	39,869,625
11. Aggregate write-ins for invested assets	0	0	0	0
12. Subtotals, cash and invested assets (Lines 1 to 11)	2,806,474,334	0	2,806,474,334	2,698,722,296
13. Title plants less \$0 charged off (for Title insurers only)	0	0	0	0
14. Investment income due and accrued	19,888,722	0	19,888,722	19,696,605
15. Premiums and considerations:				
15.1 Uncollected premiums and agents' balances in the course of collection	13,267,841	0	13,267,841	11,627,108
15.2 Deferred premiums, agents' balances and installments booked but deferred and not yet due (including \$0 earned but unbilled premiums)	103,914,834	0	103,914,834	109,946,984
15.3 Accrued retrospective premiums (\$0) and contracts subject to redetermination (\$0)	0	0	0	0
16. Reinsurance:				
16.1 Amounts recoverable from reinsurers	20,024,736	22,018	20,002,718	6,404,789
16.2 Funds held by or deposited with reinsured companies	0	0	0	0
16.3 Other amounts receivable under reinsurance contracts	18,229,969	0	18,229,969	570,371
17. Amounts receivable relating to uninsured plans	0	0	0	0
18.1 Current federal and foreign income tax recoverable and interest thereon	0	0	0	0
18.2 Net deferred tax asset	77,352,319	46,372,925	30,979,394	29,219,154
19. Guaranty funds receivable or on deposit	1,821,055	0	1,821,055	1,610,134
20. Electronic data processing equipment and software	0	0	0	0
21. Furniture and equipment, including health care delivery assets (\$0)	0	0	0	0
22. Net adjustment in assets and liabilities due to foreign exchange rates	0	0	0	0
23. Receivables from parent, subsidiaries and affiliates	14,867,554	0	14,867,554	30,058,141
24. Health care (\$0) and other amounts receivable	0	0	0	0
25. Aggregate write-ins for other than invested assets	1,389,769	0	1,389,769	1,623,383
26. Total assets excluding Separate Accounts, Segregated Accounts and Protected Cell Accounts (Lines 12 to 25)	3,077,231,133	46,394,943	3,030,836,190	2,909,478,965
27. From Separate Accounts, Segregated Accounts and Protected Cell Accounts	271,215,599	0	271,215,599	246,894,999
28. Total (Lines 26 and 27)	3,348,446,732	46,394,943	3,302,051,789	3,156,373,964
DETAILS OF WRITE-INS				
1101.				
1102.				
1103.				
1198. Summary of remaining write-ins for Line 11 from overflow page	0	0	0	0
1199. Totals (Lines 1101 thru 1103 plus 1198)(Line 11 above)	0	0	0	0
2501. State taxes recoverable	1,321,739	0	1,321,739	1,556,061
2502. Fund revenue receivable	68,030	0	68,030	67,322
2503.				
2598. Summary of remaining write-ins for Line 25 from overflow page	0	0	0	0
2599. Totals (Lines 2501 thru 2503 plus 2598)(Line 25 above)	1,389,769	0	1,389,769	1,623,383

ANNUAL STATEMENT FOR THE YEAR 2023 OF AUGUSTAR LIFE ASSURANCE CORPORATION

LIABILITIES, SURPLUS AND OTHER FUNDS

	1 Current Year	2 Prior Year
1. Aggregate reserve for life contracts \$ 2,150,514,278 (Exh. 5, Line 9999999) less \$ 0 included in Line 6.3 (including \$ 0 Modco Reserve)	2,150,514,278	2,139,353,662
2. Aggregate reserve for accident and health contracts (including \$ 0 Modco Reserve)	110,432,868	105,065,773
3. Liability for deposit-type contracts (Exhibit 7, Line 14, Col. 1) (including \$ 0 Modco Reserve)	353,489,743	284,684,677
4. Contract claims:		
4.1 Life (Exhibit 8, Part 1, Line 4.4, Col. 1 less Col. 6)	16,586,646	12,544,773
4.2 Accident and health (Exhibit 8, Part 1, Line 4.4, Col. 6)	670,399	821,714
5. Policyholders' dividends/refunds to members \$ 0 and coupons \$ 0 due and unpaid (Exhibit 4, Line 10)	0	0
6. Provision for policyholders' dividends, refunds to members and coupons payable in following calendar year - estimated amounts:		
6.1 Policyholders' dividends and refunds to members apportioned for payment (including \$ 0 Modco)	0	0
6.2 Policyholders' dividends and refunds to members not yet apportioned (including \$ 0 Modco)	0	0
6.3 Coupons and similar benefits (including \$ 0 Modco)	0	0
7. Amount provisionally held for deferred dividend policies not included in Line 6	0	0
8. Premiums and annuity considerations for life and accident and health contracts received in advance less \$ 0 discount; including \$ 643,538 accident and health premiums (Exhibit 1, Part 1, Col. 1, sum of lines 4 and 14)	1,082,588	987,348
9. Contract liabilities not included elsewhere:		
9.1 Surrender values on canceled contracts	0	0
9.2 Provision for experience rating refunds, including the liability of \$ 0 accident and health experience rating refunds of which \$ 0 is for medical loss ratio rebate per the Public Health Service Act	0	0
9.3 Other amounts payable on reinsurance, including \$ 7,872,618 assumed and \$ 5,252,399 ceded	13,125,017	13,791,032
9.4 Interest maintenance reserve (IMR, Line 6)	8,760,132	14,393,649
10. Commissions to agents due or accrued-life and annuity contracts \$ 3,389,774 accident and health \$ 216,369 and deposit-type contract funds \$ 0	3,606,143	4,156,813
11. Commissions and expense allowances payable on reinsurance assumed	0	0
12. General expenses due or accrued (Exhibit 2, Line 12, Col. 7)	1,881,717	4,338,468
13. Transfers to Separate Accounts due or accrued (net) (including \$ 2,229,272 accrued for expense allowances recognized in reserves, net of reinsured allowances)	2,229,272	1,694,466
14. Taxes, licenses and fees due or accrued, excluding federal income taxes (Exhibit 3, Line 9, Col. 6)	2,017,848	2,794,514
15.1 Current federal and foreign income taxes, including \$ (1,300,887) on realized capital gains (losses)	4,086,850	11,784,585
15.2 Net deferred tax liability	0	0
16. Unearned investment income	3,287,870	3,180,504
17. Amounts withheld or retained by reporting entity as agent or trustee	4,154,007	2,940,327
18. Amounts held for agents' account, including \$ 0 agents' credit balances	0	0
19. Remittances and items not allocated	63,632	464,504
20. Net adjustment in assets and liabilities due to foreign exchange rates	0	0
21. Liability for benefits for employees and agents if not included above	0	0
22. Borrowed money \$ 0 and interest thereon \$ 0	0	0
23. Dividends to stockholders declared and unpaid	0	0
24. Miscellaneous liabilities:		
24.01 Asset valuation reserve (AVR, Line 16, Col. 7)	24,061,172	19,149,547
24.02 Reinsurance in unauthorized and certified (\$ 0) companies	0	0
24.03 Funds held under reinsurance treaties with unauthorized and certified (\$ 316,167) reinsurers	316,167	399,493
24.04 Payable to parent, subsidiaries and affiliates	5,860,559	4,039,308
24.05 Drafts outstanding	0	0
24.06 Liability for amounts held under uninsured plans	0	0
24.07 Funds held under coinsurance	0	0
24.08 Derivatives	0	0
24.09 Payable for securities	0	4,000,000
24.10 Payable for securities lending	66,539,878	39,869,624
24.11 Capital notes \$ 0 and interest thereon \$ 0	0	0
25. Aggregate write-ins for liabilities	1,377,521	1,287,001
26. Total liabilities excluding Separate Accounts business (Lines 1 to 25)	2,774,144,307	2,671,741,782
27. From Separate Accounts Statement	271,215,599	246,894,998
28. Total liabilities (Lines 26 and 27)	3,045,359,906	2,918,636,780
29. Common capital stock	9,600,005	9,600,005
30. Preferred capital stock	0	0
31. Aggregate write-ins for other than special surplus funds	0	0
32. Surplus notes	0	0
33. Gross paid in and contributed surplus (Page 3, Line 33, Col. 2 plus Page 4, Line 51.1, Col. 1)	87,976,286	87,976,286
34. Aggregate write-ins for special surplus funds	0	0
35. Unassigned funds (surplus)	159,115,593	140,160,894
36. Less treasury stock, at cost:		
36.1 0 shares common (value included in Line 29 \$ 0)	0	0
36.2 0 shares preferred (value included in Line 30 \$ 0)	0	0
37. Surplus (Total Lines 31+32+33+34+35-36) (including \$ 0 in Separate Accounts Statement)	247,091,879	228,137,180
38. Totals of Lines 29, 30 and 37 (Page 4, Line 55)	256,691,884	237,737,185
39. Totals of Lines 28 and 38 (Page 2, Line 28, Col. 3)	3,302,051,790	3,156,373,965
DETAILS OF WRITE-INS		
2501. Unclaimed funds	1,377,521	1,287,001
2502.	0	0
2503.	0	0
2598. Summary of remaining write-ins for Line 25 from overflow page	0	0
2599. Totals (Lines 2501 thru 2503 plus 2598)(Line 25 above)	1,377,521	1,287,001
3101.	0	0
3102.	0	0
3103.	0	0
3198. Summary of remaining write-ins for Line 31 from overflow page	0	0
3199. Totals (Lines 3101 thru 3103 plus 3198)(Line 31 above)	0	0
3401.	0	0
3402.	0	0
3403.	0	0
3498. Summary of remaining write-ins for Line 34 from overflow page	0	0
3499. Totals (Lines 3401 thru 3403 plus 3498)(Line 34 above)	0	0

ANNUAL STATEMENT FOR THE YEAR 2023 OF AUGUSTAR LIFE ASSURANCE CORPORATION

SUMMARY OF OPERATIONS

	1 Current Year	2 Prior Year
1. Premiums and annuity considerations for life and accident and health contracts (Exhibit 1, Part 1, Line 20.4, Col. 1 less Col. 8)	199,883,462	163,715,047
2. Considerations for supplementary contracts with life contingencies	0	0
3. Net investment income (Exhibit of Net Investment Income, Line 17)	109,353,537	102,043,909
4. Amortization of Interest Maintenance Reserve (IMR, Line 5)	4,306,367	5,445,917
5. Separate Accounts net gain from operations excluding unrealized gains or losses	0	0
6. Commissions and expense allowances on reinsurance ceded (Exhibit 1, Part 2, Line 26.1, Col. 1)	46,085,488	47,469,613
7. Reserve adjustments on reinsurance ceded	0	0
8. Miscellaneous Income:		
8.1 Income from fees associated with investment management, administration and contract guarantees from Separate Accounts	1,289,982	1,395,003
8.2 Charges and fees for deposit-type contracts	0	0
8.3 Aggregate write-ins for miscellaneous income	21,957,398	20,868,105
9. Total (Lines 1 to 8.3)	382,876,234	340,937,594
10. Death benefits	119,726,618	91,369,663
11. Matured endowments (excluding guaranteed annual pure endowments)	8,097	0
12. Annuity benefits (Exhibit 8, Part 2, Line 6.4, Cols. 4 + 5 minus Analysis of Operations Summary, Line 18, Col. 1)	2,768,451	2,220,733
13. Disability benefits and benefits under accident and health contracts	11,895,804	11,865,585
14. Coupons, guaranteed annual pure endowments and similar benefits	0	0
15. Surrender benefits and withdrawals for life contracts	88,744,231	59,582,915
16. Group conversions	0	0
17. Interest and adjustments on contract or deposit-type contract funds	8,529,464	6,963,547
18. Payments on supplementary contracts with life contingencies	63,039	68,643
19. Increase in aggregate reserves for life and accident and health contracts	16,773,822	25,254,441
20. Totals (Lines 10 to 19)	248,509,526	197,325,527
21. Commissions on premiums, annuity considerations, and deposit-type contract funds (direct business only) (Exhibit 1, Part 2, Line 31, Col. 1)	30,502,063	38,111,178
22. Commissions and expense allowances on reinsurance assumed (Exhibit 1, Part 2, Line 26.2, Col. 1)	7,664	10,701
23. General insurance expenses and fraternal expenses (Exhibit 2, Line 10, Cols. 1, 2, 3, 4 and 6)	56,459,468	55,336,699
24. Insurance taxes, licenses and fees, excluding federal income taxes (Exhibit 3, Line 7, Cols. 1 + 2 + 3 + 5)	10,056,042	10,618,560
25. Increase in loading on deferred and uncollected premiums	3,377,781	1,027,511
26. Net transfers to or (from) Separate Accounts net of reinsurance	(17,264,356)	(5,687,258)
27. Aggregate write-ins for deductions	4,606,522	4,810,174
28. Totals (Lines 20 to 27)	336,254,710	301,553,092
29. Net gain from operations before dividends to policyholders, refunds to members and federal income taxes (Line 9 minus Line 28)	46,621,524	39,384,502
30. Dividends to policyholders and refunds to members	0	0
31. Net gain from operations after dividends to policyholders, refunds to members and before federal income taxes (Line 29 minus Line 30)	46,621,524	39,384,502
32. Federal and foreign income taxes incurred (excluding tax on capital gains)	9,286,200	(348,023)
33. Net gain from operations after dividends to policyholders, refunds to members and federal income taxes and before realized capital gains or (losses) (Line 31 minus Line 32)	37,335,324	39,732,525
34. Net realized capital gains (losses) (excluding gains (losses) transferred to the IMR) less capital gains tax of \$ (948,100) (excluding taxes of \$ (352,787) transferred to the IMR)	219,662	(5,602,906)
35. Net income (Line 33 plus Line 34)	37,554,986	34,129,619
CAPITAL AND SURPLUS ACCOUNT		
36. Capital and surplus, December 31, prior year (Page 3, Line 38, Col. 2)	237,737,185	246,811,545
37. Net income (Line 35)	37,554,986	34,129,619
38. Change in net unrealized capital gains (losses) less capital gains tax of \$ 656,556	2,557,558	(4,688,784)
39. Change in net unrealized foreign exchange capital gain (loss)	0	0
40. Change in net deferred income tax	5,785,191	1,688,964
41. Change in nonadmitted assets	(3,390,413)	(3,687,765)
42. Change in liability for reinsurance in unauthorized and certified companies	0	0
43. Change in reserve on account of change in valuation basis, (increase) or decrease	0	(3,589,371)
44. Change in asset valuation reserve	(4,911,626)	4,372,893
45. Change in treasury stock (Page 3, Lines 36.1 and 36.2, Col. 2 minus Col. 1)	0	0
46. Surplus (contributed to) withdrawn from Separate Accounts during period	0	0
47. Other changes in surplus in Separate Accounts Statement	0	0
48. Change in surplus notes	0	0
49. Cumulative effect of changes in accounting principles	0	0
50. Capital changes:		
50.1 Paid in	0	0
50.2 Transferred from surplus (Stock Dividend)	0	0
50.3 Transferred to surplus	0	0
51. Surplus adjustment:		
51.1 Paid in	0	0
51.2 Transferred to capital (Stock Dividend)	0	0
51.3 Transferred from capital	0	0
51.4 Change in surplus as a result of reinsurance	0	0
52. Dividends to stockholders	0	(20,000,000)
53. Aggregate write-ins for gains and losses in surplus	(18,640,998)	(17,299,916)
54. Net change in capital and surplus for the year (Lines 37 through 53)	18,954,698	(9,074,360)
55. Capital and surplus, December 31, current year (Lines 36 + 54) (Page 3, Line 38)	256,691,883	237,737,185
DETAILS OF WRITE-INS		
08.301. COI Charges	9,693,414	10,213,791
08.302. Surrender Charges	6,910,124	5,484,908
08.303. Reinsurance Ceded Trails	4,590,409	4,658,541
08.398. Summary of remaining write-ins for Line 8.3 from overflow page	763,451	510,865
08.399. Totals (Lines 08.301 thru 08.303 plus 08.398)(Line 8.3 above)	21,957,398	20,868,105
2701. Health Surrender Benefits	3,095,982	3,034,975
2702. Miscellaneous Expense	1,421,936	1,722,987
2703. Funds withheld miscellaneous expense	82,604	52,212
2798. Summary of remaining write-ins for Line 27 from overflow page	6,000	0
2799. Totals (Lines 2701 thru 2703 plus 2798)(Line 27 above)	4,606,522	4,810,174
5301. Prior period adjustment	191,019	1,992,268
5302. Deferred Coinsurance Gain	(18,832,017)	(19,292,184)
5303.	0	0
5398. Summary of remaining write-ins for Line 53 from overflow page	0	0
5399. Totals (Lines 5301 thru 5303 plus 5398)(Line 53 above)	(18,640,998)	(17,299,916)

ANNUAL STATEMENT FOR THE YEAR 2023 OF AUGUSTAR LIFE ASSURANCE CORPORATION

CASH FLOW

	1	2
	Current Year	Prior Year
Cash from Operations		
1. Premiums collected net of reinsurance	199,456,198	166,397,986
2. Net investment income	109,984,220	101,831,215
3. Miscellaneous income	33,420,139	34,256,847
4. Total (Lines 1 through 3)	342,860,557	302,486,048
5. Benefit and loss related payments	232,649,185	157,850,517
6. Net transfers to Separate Accounts, Segregated Accounts and Protected Cell Accounts	(17,799,162)	(5,741,203)
7. Commissions, expenses paid and aggregate write-ins for deductions	105,736,446	108,563,094
8. Dividends paid to policyholders	0	0
9. Federal and foreign income taxes paid (recovered) net of \$ (5) tax on capital gains (losses)	15,733,825	(11,755,961)
10. Total (Lines 5 through 9)	336,320,294	248,916,447
11. Net cash from operations (Line 4 minus Line 10)	6,540,263	53,569,601
Cash from Investments		
12. Proceeds from investments sold, matured or repaid:		
12.1 Bonds	137,347,505	165,343,363
12.2 Stocks	144,444	10,066,215
12.3 Mortgage loans	42,402,355	41,160,338
12.4 Real estate	0	0
12.5 Other invested assets	900,414	331,122
12.6 Net gains or (losses) on cash, cash equivalents and short-term investments	0	0
12.7 Miscellaneous proceeds	0	0
12.8 Total investment proceeds (Lines 12.1 to 12.7)	180,794,718	216,901,038
13. Cost of investments acquired (long-term only):		
13.1 Bonds	184,233,274	280,616,475
13.2 Stocks	3,354,900	6,831,076
13.3 Mortgage loans	53,320,000	71,902,500
13.4 Real estate	0	0
13.5 Other invested assets	5,898,616	4,861,764
13.6 Miscellaneous applications	5,268,429	1,752,567
13.7 Total investments acquired (Lines 13.1 to 13.6)	252,075,219	365,964,382
14. Net increase/(decrease) in contract loans and premium notes	6,802,959	(562,995)
15. Net cash from investments (Line 12.8 minus Line 13.7 minus Line 14)	(78,083,460)	(148,500,349)
Cash from Financing and Miscellaneous Sources		
16. Cash provided (applied):		
16.1 Surplus notes, capital notes	0	0
16.2 Capital and paid in surplus, less treasury stock	0	0
16.3 Borrowed funds	0	0
16.4 Net deposits on deposit-type contracts and other insurance liabilities	61,705,866	99,114,031
16.5 Dividends to stockholders	0	20,000,000
16.6 Other cash provided (applied)	16,745,346	(23,783,461)
17. Net cash from financing and miscellaneous sources (Lines 16.1 to 16.4 minus Line 16.5 plus Line 16.6)	78,451,212	55,330,570
RECONCILIATION OF CASH, CASH EQUIVALENTS AND SHORT-TERM INVESTMENTS		
18. Net change in cash, cash equivalents and short-term investments (Line 11, plus Lines 15 and 17)	6,908,015	(39,600,178)
19. Cash, cash equivalents and short-term investments:		
19.1 Beginning of year	9,092,311	48,692,489
19.2 End of year (Line 18 plus Line 19.1)	16,000,326	9,092,311
Note: Supplemental disclosures of cash flow information for non-cash transactions:		
20.0001. Change in securities lending collateral	(26,670,254)	46,603,390
20.0002. Amortization of deferred gain on reinsurance agreements	(18,832,017)	(19,292,184)
20.0003. Interest credited on deposit-type contracts	(7,099,200)	(5,454,873)

ANNUAL STATEMENT FOR THE YEAR 2023 OF AUGUSTAR LIFE ASSURANCE CORPORATION
ANALYSIS OF OPERATIONS BY LINES OF BUSINESS - SUMMARY

	1	2	3	4	5	6	7	8	9
	Total	Individual Life	Group Life	Individual Annuities	Group Annuities	Accident and Health	Fraternal	Other Lines of Business	YRT Mortality Risk Only
1. Premiums and annuity considerations for life and accident and health contracts	199,883,462	170,217,058	0	65,036	0	29,601,368	0	0	0
2. Considerations for supplementary contracts with life contingencies	0	XXX	XXX	0	0	XXX	XXX	0	XXX
3. Net investment income	109,353,538	87,878,275	0	861,391	13,291,354	5,944,000	0	1,378,518	0
4. Amortization of Interest Maintenance Reserve (IMR)	4,306,367	4,283,888	0	35,959	(17,671)	0	0	4,191	0
5. Separate Accounts net gain from operations excluding unrealized gains or losses	0	0	0	0	0	0	XXX	0	0
6. Commissions and expense allowances on reinsurance ceded	46,085,488	41,362,581	0	13,983	0	4,708,924	XXX	0	0
7. Reserve adjustments on reinsurance ceded	0	0	0	0	0	0	XXX	0	0
8. Miscellaneous Income:									
8.1 Income from fees associated with investment management, administration and contract guarantees from Separate Accounts	1,289,982	1,289,982	0	0	0	0	XXX	0	0
8.2 Charges and fees for deposit-type contracts	0	0	0	0	0	XXX	XXX	0	0
8.3 Aggregate write-ins for miscellaneous income	21,957,398	21,895,860	0	63,662	0	(2,124)	0	0	0
9. Totals (Lines 1 to 8.3)	382,876,235	326,927,644	0	1,040,031	13,273,683	40,252,168	0	1,382,709	0
10. Death benefits	119,726,619	119,726,619	0	0	0	XXX	XXX	0	0
11. Matured endowments (excluding guaranteed annual pure endowments)	8,097	0	0	0	0	XXX	XXX	0	0
12. Annuity benefits	2,768,451	XXX	XXX	2,768,451	0	XXX	XXX	0	XXX
13. Disability benefits and benefits under accident and health contracts	11,895,804	518,159	0	0	0	11,377,645	XXX	0	0
14. Coupons, guaranteed annual pure endowments and similar benefits	0	0	0	0	0	0	XXX	0	0
15. Surrender benefits and withdrawals for life contracts	88,744,230	89,240,429	0	(496,199)	0	XXX	XXX	0	0
16. Group conversions	0	0	0	0	0	0	XXX	0	0
17. Interest and adjustments on contract or deposit-type contract funds	8,529,463	1,430,263	0	(125,210)	7,224,410	0	XXX	0	0
18. Payments on supplementary contracts with life contingencies	63,039	0	0	63,039	0	XXX	XXX	0	0
19. Increase in aggregate reserves for life and accident and health contracts	16,773,823	12,378,852	0	(1,213,920)	0	5,608,891	XXX	0	0
20. Totals (Lines 10 to 19)	248,509,526	223,302,419	0	996,161	7,224,410	16,986,536	XXX	0	0
21. Commissions on premiums, annuity considerations and deposit-type contract funds (direct business only)	30,502,063	22,429,590	0	2,740	0	8,069,733	0	0	XXX
22. Commissions and expense allowances on reinsurance assumed	7,664	0	0	0	0	7,664	XXX	0	0
23. General insurance expenses and fraternal expenses	56,459,468	47,345,552	0	142,669	1,043	6,305,592	0	2,664,612	0
24. Insurance taxes, licenses and fees, excluding federal income taxes	10,056,041	9,755,744	0	7,573	4	1,042,814	0	(750,094)	0
25. Increase in loading on deferred and uncollected premiums	3,377,781	3,377,781	0	0	0	0	XXX	0	0
26. Net transfers to or (from) Separate Accounts net of reinsurance	(17,264,356)	(17,264,356)	0	0	0	0	XXX	0	0
27. Aggregate write-ins for deductions	4,606,522	82,604	0	0	0	3,095,982	0	1,427,936	0
28. Totals (Lines 20 to 27)	336,254,709	289,029,334	0	1,149,143	7,225,457	35,508,321	0	3,342,454	0
29. Net gain from operations before dividends to policyholders, refunds to members and federal income taxes (Line 9 minus Line 28)	46,621,526	37,898,310	0	(109,112)	6,048,226	4,743,847	0	(1,959,745)	0
30. Dividends to policyholders and refunds to members	0	0	0	0	0	0	XXX	0	0
31. Net gain from operations after dividends to policyholders, refunds to members and before federal income taxes (Line 29 minus Line 30)	46,621,526	37,898,310	0	(109,112)	6,048,226	4,743,847	0	(1,959,745)	0
32. Federal income taxes incurred (excluding tax on capital gains)	9,286,200	7,548,686	0	(21,734)	1,204,702	944,892	0	(390,346)	0
33. Net gain from operations after dividends to policyholders, refunds to members and federal income taxes and before realized capital gains or (losses) (Line 31 minus Line 32)	37,335,326	30,349,624	0	(87,378)	4,843,524	3,798,955	0	(1,569,399)	0
34. Policies/certificates in force end of year	244,683	224,885	0	695	0	19,103	XXX	0	0
DETAILS OF WRITE-INS									
08.301. COI Charges	9,693,414	9,693,249	0	165	0	0	0	0	0
08.302. Surrender Charges	6,910,124	6,910,124	0	0	0	0	0	0	0
08.303. Reinsurance Ceded Trails	4,590,409	4,526,841	0	63,568	0	0	0	0	0
08.398. Summary of remaining write-ins for Line 8.3 from overflow page	763,451	765,646	0	(71)	0	(2,124)	0	0	0
08.399. Totals (Lines 08.301 thru 08.303 plus 08.398) (Line 8.3 above)	21,957,398	21,895,860	0	63,662	0	(2,124)	0	0	0
2701. Health Surrender Benefits	3,095,982	0	0	0	0	3,095,982	0	0	0
2702. Miscellaneous Expense	1,421,936	0	0	0	0	0	0	1,421,936	0
2703. Funds Withheld Miscellaneous Expense	82,604	82,604	0	0	0	0	0	0	0
2798. Summary of remaining write-ins for Line 27 from overflow page	6,000	0	0	0	0	0	0	6,000	0
2799. Totals (Lines 2701 thru 2703 plus 2798) (Line 27 above)	4,606,522	82,604	0	0	0	3,095,982	0	1,427,936	0

ANNUAL STATEMENT FOR THE YEAR 2023 OF AUGUSTAR LIFE ASSURANCE CORPORATION
ANALYSIS OF OPERATIONS BY LINES OF BUSINESS - INDIVIDUAL LIFE INSURANCE (b)

	1	2	3	4	5	6	7	8	9	10	11	12
	Total	Industrial Life	Whole Life	Term Life	Indexed Life	Universal Life	Universal Life With Secondary Guarantees	Variable Life	Variable Universal Life	Credit Life (c)	Other Individual Life	YRT Mortality Risk Only
1. Premiums for life contracts (a)	170,217,058	0	351,070	37,667,817	41,440,692	81,849,471	1,764,866	0	7,143,142	0	0	0
2. Considerations for supplementary contracts with life contingencies	XXX	XXX	XXX	XXX	XXX	XXX	XXX	XXX	XXX	XXX	XXX	XXX
3. Net investment income	87,878,275	0	256,197	249,067	5,607,993	78,549,057	640,338	0	2,575,623	0	0	0
4. Amortization of Interest Maintenance Reserve (IMR)	4,283,888	0	0	0	12,446	4,271,442	0	0	0	0	0	0
5. Separate Accounts net gain from operations excluding unrealized gains or losses	0	0	0	0	0	0	0	0	0	0	0	0
6. Commissions and expense allowances on reinsurance ceded	41,362,581	0	0	34,936,106	32,568	6,223,202	170,622	0	83	0	0	0
7. Reserve adjustments on reinsurance ceded	0	0	0	0	0	0	0	0	0	0	0	0
8. Miscellaneous Income:												
8.1 Income from fees associated with investment management, administration and contract guarantees from Separate Accounts	1,289,982	0	0	0	0	0	0	0	1,289,982	0	0	0
8.2 Charges and fees for deposit-type contracts	0	0	0	0	0	0	0	0	0	0	0	0
8.3 Aggregate write-ins for miscellaneous income	21,895,860	0	3,431	87,333	1,976,046	9,130,851	164,244	0	10,533,955	0	0	0
9. Totals (Lines 1 to 8.3)	326,927,644	0	610,698	72,940,323	49,069,745	180,024,023	2,740,070	0	21,542,785	0	0	0
10. Death benefits	119,726,619	0	513,243	10,233,182	(45,569)	91,938,055	5,983,004	0	11,104,704	0	0	0
11. Matured endowments (excluding guaranteed annual pure endowments)	8,097	0	8,097	0	0	0	0	0	0	0	0	0
12. Annuity benefits	XXX	XXX	XXX	XXX	XXX	XXX	XXX	XXX	XXX	XXX	XXX	XXX
13. Disability benefits and benefits under accident and health contracts	518,159	0	102,317	59,604	0	265,850	4,685	0	85,703	0	0	0
14. Coupons, guaranteed annual pure endowments and similar benefits	0	0	0	0	0	0	0	0	0	0	0	0
15. Surrender benefits and withdrawals for life contracts	89,240,429	0	123,629	597,725	4,412,263	51,781,742	8,663,382	0	23,661,688	0	0	0
16. Group conversions	0	0	0	0	0	0	0	0	0	0	0	0
17. Interest and adjustments on contract or deposit-type contract funds	1,430,263	0	0	277	110	92	0	0	1,429,784	0	0	0
18. Payments on supplementary contracts with life contingencies	0	0	0	0	0	0	0	0	0	0	0	0
19. Increase in aggregate reserves for life and accident and health contracts	12,378,852	0	(906,157)	(6,211,925)	28,887,202	(869,062)	(6,469,472)	0	(2,051,734)	0	0	0
20. Totals (Lines 10 to 19)	223,302,419	0	(158,871)	4,678,863	33,254,006	143,116,677	8,181,599	0	34,230,145	0	0	0
21. Commissions on premiums, annuity considerations and deposit-type contract funds (direct business only)	22,429,590	0	(197)	3,567,649	7,991,097	10,171,801	163,359	0	535,881	0	0	XXX
22. Commissions and expense allowances on reinsurance assumed	0	0	0	0	0	0	0	0	0	0	0	0
23. General insurance expenses	47,345,552	0	7,172	19,511,761	22,504,090	3,473,130	930,796	0	918,603	0	0	0
24. Insurance taxes, licenses and fees, excluding federal income taxes	9,755,744	0	61,140	4,270,301	1,872,064	3,376,147	7,101	0	168,991	0	0	0
25. Increase in loading on deferred and uncollected premiums	3,377,781	0	494	3,377,287	0	0	0	0	0	0	0	0
26. Net transfers to or (from) Separate Accounts net of reinsurance	(17,264,356)	0	0	0	0	0	0	0	(17,264,356)	0	0	0
27. Aggregate write-ins for deductions	82,604	0	0	82,604	0	0	0	0	0	0	0	0
28. Totals (Lines 20 to 27)	289,029,334	0	(90,262)	35,488,465	65,621,257	160,137,755	9,282,855	0	18,589,264	0	0	0
29. Net gain from operations before dividends to policyholders, refunds to members and federal income taxes (Line 9 minus Line 28)	37,898,310	0	700,960	37,451,858	(16,551,512)	19,886,268	(6,542,785)	0	2,953,521	0	0	0
30. Dividends to policyholders and refunds to members	0	0	0	0	0	0	0	0	0	0	0	0
31. Net gain from operations after dividends to policyholders, refunds to members and before federal income taxes (Line 29 minus Line 30)	37,898,310	0	700,960	37,451,858	(16,551,512)	19,886,268	(6,542,785)	0	2,953,521	0	0	0
32. Federal income taxes incurred (excluding tax on capital gains)	7,548,686	0	139,619	7,459,761	(3,296,775)	3,961,001	(1,303,210)	0	588,290	0	0	0
33. Net gain from operations after dividends to policyholders, refunds to members and federal income taxes and before realized capital gains or (losses) (Line 31 minus Line 32)	30,349,624	0	561,341	29,992,097	(13,254,737)	15,925,267	(5,239,575)	0	2,365,231	0	0	0
34. Policies/certificates in force end of year	224,885	0	1,433	164,674	5,452	45,442	2,806	0	5,078	0	0	0
DETAILS OF WRITE-INS												
08.301. C01 Charges	9,693,249	0	0	52,439	0	4,228	5,167	0	9,631,415	0	0	0
08.302. Surrender Charges	6,910,124	0	0	0	1,980,985	4,595,984	195,580	0	137,575	0	0	0
08.303. Reinsurance Ceded Trails	4,526,841	0	0	0	0	4,526,841	0	0	0	0	0	0
08.398. Summary of remaining write-ins for Line 8.3 from overflow page	765,646	0	3,431	34,894	(4,939)	3,798	(36,503)	0	764,965	0	0	0
08.399. Totals (Lines 08.301 thru 08.303 plus 08.398) (Line 8.3 above)	21,895,860	0	3,431	87,333	1,976,046	9,130,851	164,244	0	10,533,955	0	0	0
2701. Funds Withheld Miscellaneous Expense	82,604	0	0	82,604	0	0	0	0	0	0	0	0
2702.	0	0	0	0	0	0	0	0	0	0	0	0
2703.	0	0	0	0	0	0	0	0	0	0	0	0
2798. Summary of remaining write-ins for Line 27 from overflow page	0	0	0	0	0	0	0	0	0	0	0	0
2799. Totals (Lines 2701 thru 2703 plus 2798) (Line 27 above)	82,604	0	0	82,604	0	0	0	0	0	0	0	0

(a) Include premium amounts for preneed plans included in Line 1

(b) Indicate if blocks of business in run-off that comprise less than 5% of premiums and less than 5% of reserve and loans liability are aggregated with material blocks of business and which columns are affected.

(c) Individual and Group Credit Life are combined and included on page. (Indicate whether included with Individual or Group.)

**ANNUAL STATEMENT FOR THE YEAR 2023 OF AUGUSTAR LIFE ASSURANCE CORPORATION
ANALYSIS OF OPERATIONS BY LINES OF BUSINESS - GROUP LIFE INSURANCE (c)**

	1	2	3	4	5	6	7	8	9
	Total	Whole Life	Term Life	Universal Life	Variable Life	Variable Universal Life	Credit Life (d)	Other Group Life (a)	YRT Mortality Risk Only
1. Premiums for life contracts (b)	XXX	XXX	XXX	XXX	XXX	XXX	XXX	XXX	XXX
2. Considerations for supplementary contracts with life contingencies									
3. Net investment income									
4. Amortization of Interest Maintenance Reserve (IMR)									
5. Separate Accounts net gain from operations excluding unrealized gains or losses									
6. Commissions and expense allowances on reinsurance ceded									
7. Reserve adjustments on reinsurance ceded									
8. Miscellaneous Income:									
8.1 Income from fees associated with investment management, administration and contract guarantees from Separate Accounts									
8.2 Charges and fees for deposit-type contracts									
8.3 Aggregate write-ins for miscellaneous income									
9. Totals (Lines 1 to 8.3)									
10. Death benefits									
11. Matured endowments (excluding guaranteed annual pure endowments)									
12. Annuity benefits	XXX	XXX	XXX	XXX	XXX	XXX	XXX	XXX	XXX
13. Disability benefits and benefits under accident and health contracts									
14. Coupons, guaranteed annual pure endowments and similar benefits									
15. Surrender benefits and withdrawals for life contracts									
16. Group conversions									
17. Interest and adjustments on contract or deposit-type contract funds									
18. Payments on supplementary contracts with life contingencies									
19. Increase in aggregate reserves for life and accident and health contracts									
20. Totals (Lines 10 to 19)									
21. Commissions on premiums, annuity considerations and deposit-type contract funds (direct business only)									XXX
22. Commissions and expense allowances on reinsurance assumed									
23. General insurance expenses									
24. Insurance taxes, licenses and fees, excluding federal income taxes									
25. Increase in loading on deferred and uncollected premiums									
26. Net transfers to or (from) Separate Accounts net of reinsurance									
27. Aggregate write-ins for deductions									
28. Totals (Lines 20 to 27)									
29. Net gain from operations before dividends to policyholders, refunds to members and federal income taxes (Line 9 minus Line 28)									
30. Dividends to policyholders and refunds to members									
31. Net gain from operations after dividends to policyholders, refunds to members and before federal income taxes (Line 29 minus Line 30)									
32. Federal income taxes incurred (excluding tax on capital gains)									
33. Net gain from operations after dividends to policyholders, refunds to members and federal income taxes and before realized capital gains or (losses) (Line 31 minus Line 32)									
34. Policies/certificates in force end of year									
DETAILS OF WRITE-INS									
08.301.									
08.302.									
08.303.									
08.398. Summary of remaining write-ins for Line 8.3 from overflow page									
08.399. Totals (Lines 08.301 thru 08.303 plus 08.398) (Line 8.3 above)									
2701.									
2702.									
2703.									
2798. Summary of remaining write-ins for Line 27 from overflow page									
2799. Totals (Lines 2701 thru 2703 plus 2798) (Line 27 above)									

NONE

6.2

(a) Includes the following amounts for FEGLI/SGLI: Line 1 , Line 10 , Line 16 , Line 23 , Line 24

(b) Include premium amounts for preneed plans included in Line 1

(c) Indicate if blocks of business in run-off that comprise less than 5% of premiums and less than 5% of reserve and loans liability are aggregated with material blocks of business and which columns are affected.

(d) Individual and Group Credit Life are combined and included on page. (Indicate whether included with Individual or Group.)

**ANNUAL STATEMENT FOR THE YEAR 2023 OF AUGUSTAR LIFE ASSURANCE CORPORATION
ANALYSIS OF OPERATIONS BY LINES OF BUSINESS - INDIVIDUAL ANNUITIES (a)**

	1 Total	Deferred				6 Life Contingent Payout (Immediate and Annuityizations)	7 Other Annuities
		2 Fixed Annuities	3 Indexed Annuities	4 Variable Annuities with Guarantees	5 Variable Annuities Without Guarantees		
1. Premiums for individual annuity contracts	65,036	65,036	0	0	0	0	0
2. Considerations for supplementary contracts with life contingencies	0	XXX	XXX	XXX	XXX	0	XXX
3. Net investment income	861,391	481,000	0	0	0	380,391	0
4. Amortization of Interest Maintenance Reserve (IMR)	35,959	0	0	0	0	35,959	0
5. Separate Accounts net gain from operations excluding unrealized gains or losses	0	0	0	0	0	0	0
6. Commissions and expense allowances on reinsurance ceded	13,983	13,983	0	0	0	0	0
7. Reserve adjustments on reinsurance ceded	0	0	0	0	0	0	0
8. Miscellaneous Income:							
8.1 Income from fees associated with investment management, administration and contract guarantees from Separate Accounts	0	0	0	0	0	0	0
8.2 Charges and fees for deposit-type contracts	0	0	0	0	0	0	0
8.3 Aggregate write-ins for miscellaneous income	63,662	63,588	0	0	0	74	0
9. Totals (Lines 1 to 8.3)	1,040,031	623,607	0	0	0	416,424	0
10. Death benefits	0	0	0	0	0	0	0
11. Matured endowments (excluding guaranteed annual pure endowments)	0	0	0	0	0	0	0
12. Annuity benefits	2,768,451	1,959,928	0	0	0	808,523	0
13. Disability benefits and benefits under accident and health contracts	0	0	0	0	0	0	0
14. Coupons, guaranteed annual pure endowments and similar benefits	0	0	0	0	0	0	0
15. Surrender benefits and withdrawals for life contracts	(496,199)	(498,793)	0	0	0	2,594	0
16. Group conversions	0	0	0	0	0	0	0
17. Interest and adjustments on contract or deposit-type contract funds	(125,210)	0	0	0	0	(125,210)	0
18. Payments on supplementary contracts with life contingencies	63,039	0	0	0	0	63,039	0
19. Increase in aggregate reserves for life and accident and health contracts	(1,213,920)	(1,025,413)	0	0	0	(188,507)	0
20. Totals (Lines 10 to 19)	996,161	435,722	0	0	0	560,439	0
21. Commissions on premiums, annuity considerations and deposit-type contract funds (direct business only)	2,740	2,740	0	0	0	0	0
22. Commissions and expense allowances on reinsurance assumed	0	0	0	0	0	0	0
23. General insurance expenses	142,669	125,169	0	0	0	17,500	0
24. Insurance taxes, licenses and fees, excluding federal income taxes	7,573	6,745	0	0	0	828	0
25. Increase in loading on deferred and uncollected premiums	0	0	0	0	0	0	0
26. Net transfers to or (from) Separate Accounts net of reinsurance	0	0	0	0	0	0	0
27. Aggregate write-ins for deductions	0	0	0	0	0	0	0
28. Totals (Lines 20 to 27)	1,149,143	570,376	0	0	0	578,767	0
29. Net gain from operations before dividends to policyholders, refunds to members and federal income taxes (Line 9 minus Line 28)	(109,112)	53,231	0	0	0	(162,343)	0
30. Dividends to policyholders and refunds to members	0	0	0	0	0	0	0
31. Net gain from operations after dividends to policyholders, refunds to members and before federal income taxes (Line 29 minus Line 30)	(109,112)	53,231	0	0	0	(162,343)	0
32. Federal income taxes incurred (excluding tax on capital gains)	(21,734)	10,602	0	0	0	(32,336)	0
33. Net gain from operations after dividends to policyholders, refunds to members and federal income taxes and before realized capital gains or (losses) (Line 31 minus Line 32)	(87,378)	42,629	0	0	0	(130,007)	0
34. Policies/certificates in force end of year	695	611	0	0	0	84	0
DETAILS OF WRITE-INS							
08.301. Reinsurance Ceded Trails	63,568	63,568	0	0	0	0	0
08.302. COI Charges	165	0	0	0	0	165	0
08.303. Administrative Charges	(71)	20	0	0	0	(91)	0
08.398. Summary of remaining write-ins for Line 8.3 from overflow page	0	0	0	0	0	0	0
08.399. Totals (Lines 08.301 thru 08.303 plus 08.398) (Line 8.3 above)	63,662	63,588	0	0	0	74	0
2701.							
2702.							
2703.							
2798. Summary of remaining write-ins for Line 27 from overflow page	0	0	0	0	0	0	0
2799. Totals (Lines 2701 thru 2703 plus 2798) (Line 27 above)	0	0	0	0	0	0	0

(a) Indicate if blocks of business in run-off that comprise less than 5% of premiums and less than 5% of reserve and loans liability are aggregated with material blocks of business and which columns are affected.

ANNUAL STATEMENT FOR THE YEAR 2023 OF AUGUSTAR LIFE ASSURANCE CORPORATION
ANALYSIS OF OPERATIONS BY LINES OF BUSINESS - GROUP ANNUITIES (a)

	1 Total	Deferred				6 Life Contingent Payout (Immediate and Annuityizations)	7 Other Annuities
		2 Fixed Annuities	3 Indexed Annuities	4 Variable Annuities with Guarantees	5 Variable Annuities Without Guarantees		
1. Premiums for group annuity contracts	0	0	0	0	0	0	0
2. Considerations for supplementary contracts with life contingencies	0	XXX	XXX	XXX	XXX	0	XXX
3. Net investment income	13,291,354	0	0	0	0	0	13,291,354
4. Amortization of Interest Maintenance Reserve (IMR)	(17,671)	0	0	0	0	0	(17,671)
5. Separate Accounts net gain from operations excluding unrealized gains or losses	0	0	0	0	0	0	0
6. Commissions and expense allowances on reinsurance ceded	0	0	0	0	0	0	0
7. Reserve adjustments on reinsurance ceded	0	0	0	0	0	0	0
8. Miscellaneous Income:							
8.1 Income from fees associated with investment management, administration and contract guarantees from Separate Accounts	0	0	0	0	0	0	0
8.2 Charges and fees for deposit-type contracts	0	0	0	0	0	0	0
8.3 Aggregate write-ins for miscellaneous income	0	0	0	0	0	0	0
9. Totals (Lines 1 to 8.3)	13,273,683	0	0	0	0	0	13,273,683
10. Death benefits	0	0	0	0	0	0	0
11. Matured endowments (excluding guaranteed annual pure endowments)	0	0	0	0	0	0	0
12. Annuity benefits	0	0	0	0	0	0	0
13. Disability benefits and benefits under accident and health contracts	0	0	0	0	0	0	0
14. Coupons, guaranteed annual pure endowments and similar benefits	0	0	0	0	0	0	0
15. Surrender benefits and withdrawals for life contracts	0	0	0	0	0	0	0
16. Group conversions	0	0	0	0	0	0	0
17. Interest and adjustments on contract or deposit-type contract funds	7,224,410	0	0	0	0	0	7,224,410
18. Payments on supplementary contracts with life contingencies	0	0	0	0	0	0	0
19. Increase in aggregate reserves for life and accident and health contracts	0	0	0	0	0	0	0
20. Totals (Lines 10 to 19)	7,224,410	0	0	0	0	0	7,224,410
21. Commissions on premiums, annuity considerations and deposit-type contract funds (direct business only)	0	0	0	0	0	0	0
22. Commissions and expense allowances on reinsurance assumed	0	0	0	0	0	0	0
23. General insurance expenses	1,043	0	0	0	0	0	1,043
24. Insurance taxes, licenses and fees, excluding federal income taxes	4	0	0	0	0	0	4
25. Increase in loading on deferred and uncollected premiums	0	0	0	0	0	0	0
26. Net transfers to or (from) Separate Accounts net of reinsurance	0	0	0	0	0	0	0
27. Aggregate write-ins for deductions	0	0	0	0	0	0	0
28. Totals (Lines 20 to 27)	7,225,457	0	0	0	0	0	7,225,457
29. Net gain from operations before dividends to policyholders, refunds to members and federal income taxes (Line 9 minus Line 28)	6,048,226	0	0	0	0	0	6,048,226
30. Dividends to policyholders and refunds to members	0	0	0	0	0	0	0
31. Net gain from operations after dividends to policyholders, refunds to members and before federal income taxes (Line 29 minus Line 30)	6,048,226	0	0	0	0	0	6,048,226
32. Federal income taxes incurred (excluding tax on capital gains)	1,204,702	0	0	0	0	0	1,204,702
33. Net gain from operations after dividends to policyholders, refunds to members and federal income taxes and before realized capital gains or (losses) (Line 31 minus Line 32)	4,843,524	0	0	0	0	0	4,843,524
34. Policies/certificates in force end of year	0	0	0	0	0	0	0
DETAILS OF WRITE-INS							
08.301.							
08.302.							
08.303.							
08.398. Summary of remaining write-ins for Line 8.3 from overflow page	0	0	0	0	0	0	0
08.399. Totals (Lines 08.301 thru 08.303 plus 08.398) (Line 8.3 above)	0	0	0	0	0	0	0
2701.							
2702.							
2703.							
2798. Summary of remaining write-ins for Line 27 from overflow page	0	0	0	0	0	0	0
2799. Totals (Lines 2701 thru 2703 plus 2798) (Line 27 above)	0	0	0	0	0	0	0

(a) Indicate if blocks of business in run-off that comprise less than 5% of premiums and less than 5% of reserve and loans liability are aggregated with material blocks of business and which columns are affected.

**ANNUAL STATEMENT FOR THE YEAR 2023 OF AUGUSTAR LIFE ASSURANCE CORPORATION
ANALYSIS OF OPERATIONS BY LINES OF BUSINESS - ACCIDENT AND HEALTH (a)**

	1 Total	Comprehensive (Hospital & Medical)		4 Medicare Supplement	5 Vision Only	6 Dental Only	7 Federal Employees Health Benefits Plan	8 Title XVIII Medicare	9 Title XIX Medicaid	10 Credit A&H	11 Disability Income	12 Long-Term Care	13 Other Health
		2 Individual	3 Group										
1. Premiums for accident and health contracts	29,601,368	0	0	0	0	0	0	0	0	0	29,601,368	0	0
2. Considerations for supplementary contracts with life contingencies	XXX	XXX	XXX	XXX	XXX	XXX	XXX	XXX	XXX	XXX	XXX	XXX	XXX
3. Net investment income	5,944,000	0	0	0	0	0	0	0	0	0	5,944,000	0	0
4. Amortization of Interest Maintenance Reserve (IMR)	0	0	0	0	0	0	0	0	0	0	0	0	0
5. Separate Accounts net gain from operations excluding unrealized gains or losses	0	0	0	0	0	0	0	0	0	0	0	0	0
6. Commissions and expense allowances on reinsurance ceded	4,708,924	0	0	0	0	0	0	0	0	0	4,708,924	0	0
7. Reserve adjustments on reinsurance ceded	0	0	0	0	0	0	0	0	0	0	0	0	0
8. Miscellaneous Income:													
8.1 Income from fees associated with investment management, administration and contract guarantees from Separate Accounts	0	0	0	0	0	0	0	0	0	0	0	0	0
8.2 Charges and fees for deposit-type contracts	XXX	XXX	XXX	XXX	XXX	XXX	XXX	XXX	XXX	XXX	XXX	XXX	XXX
8.3 Aggregate write-ins for miscellaneous income	(2,124)	0	0	0	0	0	0	0	0	0	(2,124)	0	0
9. Totals (Lines 1 to 8.3)	40,252,168	0	0	0	0	0	0	0	0	0	40,252,168	0	0
10. Death benefits	XXX	XXX	XXX	XXX	XXX	XXX	XXX	XXX	XXX	XXX	XXX	XXX	XXX
11. Matured endowments (excluding guaranteed annual pure endowments)	XXX	XXX	XXX	XXX	XXX	XXX	XXX	XXX	XXX	XXX	XXX	XXX	XXX
12. Annuity benefits	XXX	XXX	XXX	XXX	XXX	XXX	XXX	XXX	XXX	XXX	XXX	XXX	XXX
13. Disability benefits and benefits under accident and health contracts	11,377,645	0	0	0	0	0	0	0	0	0	11,377,645	0	0
14. Coupons, guaranteed annual pure endowments and similar benefits	0	0	0	0	0	0	0	0	0	0	0	0	0
15. Surrender benefits and withdrawals for life contracts	XXX	XXX	XXX	XXX	XXX	XXX	XXX	XXX	XXX	XXX	XXX	XXX	XXX
16. Group conversions	0	0	0	0	0	0	0	0	0	0	0	0	0
17. Interest and adjustments on contract or deposit-type contract funds	0	0	0	0	0	0	0	0	0	0	0	0	0
18. Payments on supplementary contracts with life contingencies	XXX	XXX	XXX	XXX	XXX	XXX	XXX	XXX	XXX	XXX	XXX	XXX	XXX
19. Increase in aggregate reserves for life and accident and health contracts	5,608,891	0	0	0	0	0	0	0	0	0	5,608,891	0	0
20. Totals (Lines 10 to 19)	16,986,536	0	0	0	0	0	0	0	0	0	16,986,536	0	0
21. Commissions on premiums, annuity considerations and deposit-type contract funds (direct business only)	8,069,733	0	0	0	0	0	0	0	0	0	8,069,733	0	0
22. Commissions and expense allowances on reinsurance assumed	7,664	0	0	0	0	0	0	0	0	0	7,664	0	0
23. General insurance expenses	6,305,592	0	0	0	0	0	0	0	0	0	6,305,592	0	0
24. Insurance taxes, licenses and fees, excluding federal income taxes	1,042,814	0	0	0	0	0	0	0	0	0	1,042,814	0	0
25. Increase in loading on deferred and uncollected premiums	0	0	0	0	0	0	0	0	0	0	0	0	0
26. Net transfers to or (from) Separate Accounts net of reinsurance	0	0	0	0	0	0	0	0	0	0	0	0	0
27. Aggregate write-ins for deductions	3,095,982	0	0	0	0	0	0	0	0	0	3,095,982	0	0
28. Totals (Lines 20 to 27)	35,508,321	0	0	0	0	0	0	0	0	0	35,508,321	0	0
29. Net gain from operations before dividends to policyholders, and refunds to members and federal income taxes (Line 9 minus Line 28)	4,743,847	0	0	0	0	0	0	0	0	0	4,743,847	0	0
30. Dividends to policyholders and refunds to members	0	0	0	0	0	0	0	0	0	0	0	0	0
31. Net gain from operations after dividends to policyholders, refunds to members and before federal income taxes (Line 29 minus Line 30)	4,743,847	0	0	0	0	0	0	0	0	0	4,743,847	0	0
32. Federal income taxes incurred (excluding tax on capital gains)	944,892	0	0	0	0	0	0	0	0	0	944,892	0	0
33. Net gain from operations after dividends to policyholders, refunds to members and federal income taxes and before realized capital gains or (losses) (Line 31 minus Line 32)	3,798,955	0	0	0	0	0	0	0	0	0	3,798,955	0	0
34. Policies/certificates in force end of year	19,103	0	0	0	0	0	0	0	0	0	19,103	0	0
DETAILS OF WRITE-INS													
08.301. Administrative Charges	(2,124)	0	0	0	0	0	0	0	0	0	(2,124)	0	0
08.302.													
08.303.													
08.398. Summary of remaining write-ins for Line 8.3 from overflow page	0	0	0	0	0	0	0	0	0	0	0	0	0
08.399. Totals (Lines 08.301 thru 08.303 plus 08.398) (Line 8.3 above)	(2,124)	0	0	0	0	0	0	0	0	0	(2,124)	0	0
2701. Health Surrender Benefits	3,095,982	0	0	0	0	0	0	0	0	0	3,095,982	0	0
2702.													
2703.													
2798. Summary of remaining write-ins for Line 27 from overflow page	0	0	0	0	0	0	0	0	0	0	0	0	0
2799. Totals (Lines 2701 thru 2703 plus 2798) (Line 27 above)	3,095,982	0	0	0	0	0	0	0	0	0	3,095,982	0	0

(a) Indicate if blocks of business in run-off that comprise less than 5% of premiums and less than 5% of reserve and loans liability are aggregated with material blocks of business and which columns are affected.

ANNUAL STATEMENT FOR THE YEAR 2023 OF AUGUSTAR LIFE ASSURANCE CORPORATION
ANALYSIS OF INCREASE IN RESERVES DURING THE YEAR - INDIVIDUAL LIFE INSURANCE (a)

	1	2	3	4	5	6	7	8	9	10	11	12
	Total	Industrial Life	Whole Life	Term Life	Indexed Life	Universal Life	Universal Life With Secondary Guarantees	Variable Life	Variable Universal Life	Credit Life ^(b) (N/A Fraternal)	Other Individual Life	YRT Mortality Risk Only
Involving Life or Disability Contingencies (Reserves) (Net of Reinsurance Ceded)												
1. Reserve December 31 of prior year	2,121,376,277	0	8,352,523	79,152,406	85,879,194	1,759,823,552	143,561,407	0	44,607,195	0	0	0
2. Tabular net premiums or considerations	337,248,070	0	320,669	201,754,876	41,473,260	80,293,925	6,243,583	0	7,161,757	0	0	0
3. Present value of disability claims incurred	987,969	0	0	881,816	0	106,153	0	0	0	0	0	0
4. Tabular interest	80,288,793	0	270,510	6,454,992	3,122,554	62,885,077	5,762,927	0	1,792,733	0	0	0
5. Tabular less actual reserve released	(423,606)	0	92,439	(590,898)	0	91,021	(532,416)	0	516,248	0	0	0
6. Increase in reserve on account of change in valuation basis	0	0	0	0	0	0	0	0	0	0	0	0
6.1 Change in excess of VM-20 deterministic/stochastic reserve over net premium reserve	6,810,630	XXX	0	6,267,744	656,376	(113,490)	0	0	0	XXX	0	0
7. Other increases (net)	1,105,106	0	0	1,296,539	0	(108,769)	(96,059)	0	13,395	0	0	0
8. Totals (Lines 1 to 7)	2,547,393,239	0	9,036,141	295,217,475	131,131,384	1,902,977,469	154,939,442	0	54,091,328	0	0	0
9. Tabular cost	268,113,173	0	(1,025,708)	196,541,038	10,632,626	50,943,559	11,141,059	0	(119,401)	0	0	0
10. Reserves released by death	42,683,512	0	325,464	3,325,184	12,867	32,527,255	2,529,290	0	3,963,452	0	0	0
11. Reserves released by other terminations (net)	119,587,620	0	2,187,700	22,351,168	5,719,494	60,286,111	4,687,793	0	24,355,354	0	0	0
12. Annuity, supplementary contract and disability payments involving life contingencies	518,159	0	102,317	59,604	0	265,850	4,685	0	85,703	0	0	0
13. Net transfers to or (from) Separate Accounts	(17,264,356)	0	0	0	0	0	0	0	(17,264,356)	0	0	0
14. Total Deductions (Lines 9 to 13)	413,638,108	0	1,589,773	222,276,994	16,364,987	144,022,775	18,362,827	0	11,020,752	0	0	0
15. Reserve December 31 of current year	2,133,755,131	0	7,446,368	72,940,481	114,766,397	1,758,954,694	136,576,615	0	43,070,576	0	0	0
Cash Surrender Value and Policy Loans												
16. CSV Ending balance December 31, current year	1,680,546,546	0	5,592,024	0	88,471,336	1,452,278,078	121,352,708	0	12,852,400	0	0	0
17. Amount Available for Policy Loans Based upon Line 16 CSV	1,661,005,606	0	5,592,024	0	88,001,849	1,435,462,719	119,906,453	0	12,042,561	0	0	0

(a) Indicate if blocks of business in run-off that comprise less than 5% of premiums and less than 5% of reserve and loans liability are aggregated with material blocks of business and which columns are affected.
(b) Individual and Group Credit Life are combined and included on page. (Indicate whether included with Individual or Group.)

ANNUAL STATEMENT FOR THE YEAR 2023 OF AUGUSTAR LIFE ASSURANCE CORPORATION
ANALYSIS OF INCREASE IN RESERVES DURING THE YEAR - GROUP LIFE INSURANCE (a)
(N/A Fraternal)

	1	2	3	4	5	6	7	8	9
	Total	Whole Life	Term Life	Universal Life	Variable Life	Variable Universal Life	Credit Life ^(b)	Other Group Life	YRT Mortality Risk Only
Involving Life or Disability Contingencies (Reserves) (Net of Reinsurance Ceded)									
1. Reserve December 31 of prior year									
2. Tabular net premiums or considerations									
3. Present value of disability claims incurred									
4. Tabular interest									
5. Tabular less actual reserve released									
6. Increase in reserve on account of change in valuation basis									
7. Other increases (net)									
8. Totals (Lines 1 to 7)									
9. Tabular cost									
10. Reserves released by death									
11. Reserves released by other terminations (net)									
12. Annuity, supplementary contract and disability payments involving life contingencies									
13. Net transfers to or (from) Separate Accounts									
14. Total Deductions (Lines 9 to 13)									
15. Reserve December 31 of current year									
Cash Surrender Value and Policy Loans									
16. CSV Ending balance December 31, current year									
17. Amount Available for Policy Loans Based upon Line 16 CSV									

NONE

(a) Indicate if blocks of business in run-off that comprise less than 5% of premiums and less than 5% of reserve and loans liability are aggregated with material blocks of business and which columns are affected.
(b) Individual and Group Credit Life are combined and included on page. (Indicate whether included with Individual or Group.)

ANNUAL STATEMENT FOR THE YEAR 2023 OF AUGUSTAR LIFE ASSURANCE CORPORATION
ANALYSIS OF INCREASE IN RESERVES DURING THE YEAR - INDIVIDUAL ANNUITIES (a)

	1 Total	Deferred				6 Life Contingent Payout (Immediate and Annuityizations)	7 Other Annuities
		2 Fixed Annuities	3 Indexed Annuities	4 Variable Annuities with Guarantees	5 Variable Annuities without Guarantees		
Involving Life or Disability Contingencies (Reserves) (Net of Reinsurance Ceded)							
1. Reserve December 31 of prior year	17,977,384	11,095,075	0	0	0	6,882,309	0
2. Tabular net premiums or considerations	182,784	65,036	0	0	0	117,748	0
3. Present value of disability claims incurredXXX	.XXX	.XXX	.XXX	.XXX	.XXX	.XXX
4. Tabular interest	758,414	357,933	0	0	0	400,481	0
5. Tabular less actual reserve released	76,055	0	0	0	0	76,055	0
6. Increase in reserve on account of change in valuation basis	0	0	0	0	0	0	0
7. Other increases (net)	99,747	(109,283)	0	0	0	209,030	0
8. Totals (Lines 1 to 7)	19,094,384	11,408,761	0	0	0	7,685,623	0
9. Tabular cost	0	0	0	0	0	0	0
10. Reserves released by deathXXX	.XXX	.XXX	.XXX	.XXX	.XXX	.XXX
11. Reserves released by other terminations (net)	(496,253)	(496,253)	0	0	0	0	0
12. Annuity, supplementary contract and disability payments involving life contingencies	2,831,489	1,957,333	0	0	0	874,156	0
13. Net transfers to or (from) Separate Accounts	0	0	0	0	0	0	0
14. Total Deductions (Lines 9 to 13)	2,335,236	1,461,080	0	0	0	874,156	0
15. Reserve December 31 of current year	16,759,148	9,947,681	0	0	0	6,811,467	0
Cash Surrender Value and Policy Loans							
16. CSV Ending balance December 31, current year	9,947,682	9,947,682	0	0	0	0	0
17. Amount Available for Policy Loans Based upon Line 16 CSV	0	0	0	0	0	0	0

(a) Indicate if blocks of business in run-off that comprise less than 5% of premiums and less than 5% of reserve and loans liability are aggregated with material blocks of business and which columns are affected.

ANNUAL STATEMENT FOR THE YEAR 2023 OF AUGUSTAR LIFE ASSURANCE CORPORATION
ANALYSIS OF INCREASE IN RESERVES DURING THE YEAR - GROUP ANNUITIES (a)
(N/A Fraternal)

	1	Deferred				6	7
	Total	2 Fixed Annuities	3 Indexed Annuities	4 Variable Annuities with Guarantees	5 Variable Annuities without Guarantees	Life Contingent Payout (Immediate and Annuitizations)	Other Annuities
Involving Life or Disability Contingencies (Reserves) (Net of Reinsurance Ceded)							
1. Reserve December 31 of prior year							
2. Tabular net premiums or considerations							
3. Present value of disability claims incurredxxx	.xxx	.xxx	.xxx	.xxx	.xxx	.xxx
4. Tabular interest							
5. Tabular less actual reserve released							
6. Increase in reserve on account of change in valuation basis							
7. Other increases (net)							
8. Totals (Lines 1 to 7)							
9. Tabular cost							
10. Reserves released by deathxxx		.xxx	.xxx	.xxx	.xxx	.xxx
11. Reserves released by other terminations (net)							
12. Annuity, supplementary contract and disability payments involving life contingencies							
13. Net transfers to or (from) Separate Accounts							
14. Total Deductions (Lines 9 to 13)							
15. Reserve December 31 of current year							
Cash Surrender Value and Policy Loans							
16. CSV Ending balance December 31, current year							
17. Amount Available for Policy Loans Based upon Line 16 CSV							

NONE

(a) Indicate if blocks of business in run-off that comprise less than 5% of premiums and less than 5% of reserve and loans liability are aggregated with material blocks of business and which columns are affected.

ANNUAL STATEMENT FOR THE YEAR 2023 OF AUGUSTAR LIFE ASSURANCE CORPORATION

EXHIBIT OF NET INVESTMENT INCOME

	1	2
	Collected During Year	Earned During Year
1. U.S. Government bonds	(a) 810,743	962,064
1.1 Bonds exempt from U.S. tax	(a) 0	0
1.2 Other bonds (unaffiliated)	(a) 77,529,898	77,423,923
1.3 Bonds of affiliates	(a) 0	0
2.1 Preferred stocks (unaffiliated)	(b) 567,999	567,999
2.11 Preferred stocks of affiliates	(b) 0	0
2.2 Common stocks (unaffiliated)	1,115,497	1,115,497
2.21 Common stocks of affiliates	0	0
3. Mortgage loans	(c) 21,089,574	21,192,032
4. Real estate	(d) 0	0
5. Contract loans	6,734,775	6,734,775
6. Cash, cash equivalents and short-term investments	(e) 0	0
7. Derivative instruments	(f) 0	0
8. Other invested assets	1,569,835	1,911,670
9. Aggregate write-ins for investment income	1,531,647	1,531,647
10. Total gross investment income	110,949,968	111,439,607
11. Investment expenses		(g) 1,981,612
12. Investment taxes, licenses and fees, excluding federal income taxes		(g) 92,933
13. Interest expense		(h) 0
14. Depreciation on real estate and other invested assets		(i) 0
15. Aggregate write-ins for deductions from investment income		11,526
16. Total deductions (Lines 11 through 15)		2,086,071
17. Net investment income (Line 10 minus Line 16)		109,353,536
DETAILS OF WRITE-INS		
0901. Income on Securities Lending	172,815	172,815
0902. Other Income	1,358,832	1,358,832
0903.		
0998. Summary of remaining write-ins for Line 9 from overflow page	0	0
0999. Totals (Lines 0901 thru 0903 plus 0998) (Line 9, above)	1,531,647	1,531,647
1501. Other Expenses		11,526
1502.		
1503.		
1598. Summary of remaining write-ins for Line 15 from overflow page		0
1599. Totals (Lines 1501 thru 1503 plus 1598) (Line 15, above)		11,526

- (a) Includes \$ 1,006,761 accrual of discount less \$ 1,694,099 amortization of premium and less \$ 371,170 paid for accrued interest on purchases.
- (b) Includes \$ 0 accrual of discount less \$ 0 amortization of premium and less \$ 0 paid for accrued dividends on purchases.
- (c) Includes \$ 0 accrual of discount less \$ 0 amortization of premium and less \$ 0 paid for accrued interest on purchases.
- (d) Includes \$ 0 for company's occupancy of its own buildings; and excludes \$ 0 interest on encumbrances.
- (e) Includes \$ 0 accrual of discount less \$ 0 amortization of premium and less \$ 0 paid for accrued interest on purchases.
- (f) Includes \$ 0 accrual of discount less \$ 0 amortization of premium.
- (g) Includes \$ 0 investment expenses and \$ 0 investment taxes, licenses and fees, excluding federal income taxes, attributable to segregated and Separate Accounts.
- (h) Includes \$ 0 interest on surplus notes and \$ 0 interest on capital notes.
- (i) Includes \$ 0 depreciation on real estate and \$ 0 depreciation on other invested assets.

EXHIBIT OF CAPITAL GAINS (LOSSES)

	1	2	3	4	5
	Realized Gain (Loss) On Sales or Maturity	Other Realized Adjustments	Total Realized Capital Gain (Loss) (Columns 1 + 2)	Change in Unrealized Capital Gain (Loss)	Change in Unrealized Foreign Exchange Capital Gain (Loss)
1. U.S. Government bonds	0	0	0	0	0
1.1 Bonds exempt from U.S. tax	0	0	0	0	0
1.2 Other bonds (unaffiliated)	(2,815,536)	(23,603)	(2,839,139)	(22,425)	0
1.3 Bonds of affiliates	0	0	0	0	0
2.1 Preferred stocks (unaffiliated)	0	0	0	182,400	0
2.11 Preferred stocks of affiliates	0	0	0	0	0
2.2 Common stocks (unaffiliated)	0	0	0	(188,056)	0
2.21 Common stocks of affiliates	0	0	0	0	0
3. Mortgage loans	0	0	0	0	0
4. Real estate	0	0	0	0	0
5. Contract loans	0	0	0	0	0
6. Cash, cash equivalents and short-term investments	0	0	0	0	0
7. Derivative instruments	430,766	0	430,766	3,154,539	0
8. Other invested assets	0	0	0	87,656	0
9. Aggregate write-ins for capital gains (losses)	0	0	0	0	0
10. Total capital gains (losses)	(2,384,770)	(23,603)	(2,408,373)	3,214,114	0
DETAILS OF WRITE-INS					
0901.					
0902.					
0903.					
0998. Summary of remaining write-ins for Line 9 from overflow page	0	0	0	0	0
0999. Totals (Lines 0901 thru 0903 plus 0998) (Line 9, above)	0	0	0	0	0

ANNUAL STATEMENT FOR THE YEAR 2023 OF AUGUSTAR LIFE ASSURANCE CORPORATION
EXHIBIT - 1 PART 1 - PREMIUMS AND ANNUITY CONSIDERATIONS FOR LIFE AND ACCIDENT AND HEALTH CONTRACTS

	1	2	3	4	5	6	7	8
	Total	Individual Life	Group Life	Individual Annuities	Group Annuities	Accident & Health	Fraternal	Other Lines of Business
FIRST YEAR (other than single)								
1. Uncollected	18,958	4,847	0	0	0	14,111	0	0
2. Deferred and accrued	625,936	625,936	0	0	0	0	0	0
3. Deferred, accrued and uncollected:								
3.1 Direct	644,894	630,783	0	0	0	14,111	0	0
3.2 Reinsurance assumed	0	0	0	0	0	0	0	0
3.3 Reinsurance ceded	0	0	0	0	0	0	0	0
3.4 Net (Line 1 + Line 2)	644,894	630,783	0	0	0	14,111	0	0
4. Advance	33,012	10,190	0	0	0	22,822	0	0
5. Line 3.4 - Line 4	611,882	620,593	0	0	0	(8,711)	0	0
6. Collected during year:								
6.1 Direct	21,386,602	18,060,889	0	65,036	0	3,260,677	0	0
6.2 Reinsurance assumed	0	0	0	0	0	0	0	0
6.3 Reinsurance ceded	1,246,734	275,265	0	0	0	971,469	0	0
6.4 Net	20,139,868	17,785,624	0	65,036	0	2,289,208	0	0
7. Line 5 + Line 6.4	20,751,750	18,406,217	0	65,036	0	2,280,497	0	0
8. Prior year (uncollected + deferred and accrued - advance)	1,400,117	1,396,285	0	0	0	3,832	0	0
9. First year premiums and considerations:								
9.1 Direct	20,598,366	17,285,196	0	65,036	0	3,248,134	0	0
9.2 Reinsurance assumed	0	0	0	0	0	0	0	0
9.3 Reinsurance ceded	1,246,734	275,265	0	0	0	971,469	0	0
9.4 Net (Line 7 - Line 8)	19,351,632	17,009,931	0	65,036	0	2,276,665	0	0
SINGLE								
10. Single premiums and considerations:								
10.1 Direct	23,717,328	23,717,328	0	0	0	0	0	0
10.2 Reinsurance assumed	0	0	0	0	0	0	0	0
10.3 Reinsurance ceded	4,338,484	4,338,484	0	0	0	0	0	0
10.4 Net	19,378,844	19,378,844	0	0	0	0	0	0
RENEWAL								
11. Uncollected	5,558,904	4,149,338	0	0	0	1,409,566	0	0
12. Deferred and accrued	63,276,569	63,276,569	0	0	0	0	0	0
13. Deferred, accrued and uncollected:								
13.1 Direct	68,833,057	67,425,907	0	0	0	1,407,150	0	0
13.2 Reinsurance assumed	2,416	0	0	0	0	2,416	0	0
13.3 Reinsurance ceded	0	0	0	0	0	0	0	0
13.4 Net (Line 11 + Line 12)	68,835,473	67,425,907	0	0	0	1,409,566	0	0
14. Advance	1,049,576	428,860	0	0	0	620,716	0	0
15. Line 13.4 - Line 14	67,785,897	66,997,047	0	0	0	788,850	0	0
16. Collected during year:								
16.1 Direct	379,295,946	336,170,382	0	0	0	43,125,564	0	0
16.2 Reinsurance assumed	107,453	0	0	0	0	107,453	0	0
16.3 Reinsurance ceded	217,929,774	202,162,675	0	0	0	15,767,099	0	0
16.4 Net	161,473,625	134,007,707	0	0	0	27,465,918	0	0
17. Line 15 + Line 16.4	229,259,522	201,004,754	0	0	0	28,254,768	0	0
18. Prior year (uncollected + deferred and accrued - advance)	68,106,540	67,176,473	0	0	0	930,067	0	0
19. Renewal premiums and considerations:								
19.1 Direct	378,972,889	335,990,957	0	0	0	42,981,932	0	0
19.2 Reinsurance assumed	109,870	0	0	0	0	109,870	0	0
19.3 Reinsurance ceded	217,929,774	202,162,675	0	0	0	15,767,099	0	0
19.4 Net (Line 17 - Line 18)	161,152,985	133,828,282	0	0	0	27,324,703	0	0
TOTAL								
20. Total premiums and annuity considerations:								
20.1 Direct	423,288,583	376,993,481	0	65,036	0	46,230,066	0	0
20.2 Reinsurance assumed	109,870	0	0	0	0	109,870	0	0
20.3 Reinsurance ceded	223,514,992	206,776,424	0	0	0	16,738,568	0	0
20.4 Net (Lines 9.4 + 10.4 + 19.4)	199,883,461	170,217,057	0	65,036	0	29,601,368	0	0

ANNUAL STATEMENT FOR THE YEAR 2023 OF AUGUSTAR LIFE ASSURANCE CORPORATION

EXHIBIT - 1 PART 2 - POLICYHOLDERS' DIVIDENDS, REFUNDS TO MEMBERS AND COUPONS APPLIED, REINSURANCE COMMISSIONS AND EXPENSE ALLOWANCES AND COMMISSIONS INCURRED (Direct Business Only)

	1	2	3	4	5	6	7	8
	Total	Individual Life	Group Life	Individual Annuities	Group Annuities	Accident & Health	Fraternal	Other Lines of Business
POLICYHOLDERS' DIVIDENDS, REFUNDS TO MEMBERS AND COUPONS APPLIED (included in Part 1)								
21. To pay renewal premiums	0	0	0	0	0	0	0	0
22. All other	0	0	0	0	0	0	0	0
REINSURANCE COMMISSIONS AND EXPENSE ALLOWANCES INCURRED								
23. First year (other than single):								
23.1 Reinsurance ceded	758,624	155,421	0	0	0	603,203	0	0
23.2 Reinsurance assumed	0	0	0	0	0	0	0	0
23.3 Net ceded less assumed	758,624	155,421	0	0	0	603,203	0	0
24. Single:								
24.1 Reinsurance ceded	4,216,558	4,202,575	0	13,983	0	0	0	0
24.2 Reinsurance assumed	0	0	0	0	0	0	0	0
24.3 Net ceded less assumed	4,216,558	4,202,575	0	13,983	0	0	0	0
25. Renewal:								
25.1 Reinsurance ceded	41,110,306	37,004,585	0	0	0	4,105,721	0	0
25.2 Reinsurance assumed	7,664	0	0	0	0	7,664	0	0
25.3 Net ceded less assumed	41,102,642	37,004,585	0	0	0	4,098,057	0	0
26. Totals:								
26.1 Reinsurance ceded (Page 6, Line 6)	46,085,488	41,362,581	0	13,983	0	4,708,924	0	0
26.2 Reinsurance assumed (Page 6, Line 22)	7,664	0	0	0	0	7,664	0	0
26.3 Net ceded less assumed	46,077,824	41,362,581	0	13,983	0	4,701,260	0	0
COMMISSIONS INCURRED (direct business only)								
27. First year (other than single)	18,759,328	16,011,326	0	1,258	0	2,746,744	0	0
28. Single	0	0	0	0	0	0	0	0
29. Renewal	11,742,736	6,418,264	0	1,482	0	5,322,990	0	0
30. Deposit-type contract funds	0	0	0	0	0	0	0	0
31. Totals (to agree with Page 6, Line 21)	30,502,064	22,429,590	0	2,740	0	8,069,734	0	0

ANNUAL STATEMENT FOR THE YEAR 2023 OF AUGUSTAR LIFE ASSURANCE CORPORATION

EXHIBIT 2 - GENERAL EXPENSES

	Insurance				5 Investment	6 Fraternal	7 Total
	1 Life	2 Accident and Health		4 All Other Lines of Business			
		Cost Containment	3 All Other				
1. Rent	1,319,967	1,702	96,491	7,851	0	0	1,426,011
2. Salaries and wages	21,362,715	29,409	1,666,936	1,132,553	868,664	0	25,060,277
3.11 Contributions for benefit plans for employees	4,444,736	5,382	305,068	155,699	128,023	0	5,038,908
3.12 Contributions for benefit plans for agents	234,286	0	0	0	0	0	234,286
3.21 Payments to employees under non-funded benefit plans	0	0	0	0	0	0	0
3.22 Payments to agents under non-funded benefit plans	0	0	0	0	0	0	0
3.31 Other employee welfare	306,484	390	22,083	15,680	4,124	0	348,761
3.32 Other agent welfare	0	0	0	0	0	0	0
4.1 Legal fees and expenses	36,135	111	6,269	46,392	10,598	0	99,505
4.2 Medical examination fees	976,044	601	34,071	0	0	0	1,010,716
4.3 Inspection report fees	164,140	375	21,251	0	0	0	185,766
4.4 Fees of public accountants and consulting actuaries	2,330,300	48,392	2,742,918	165,309	0	0	5,286,919
4.5 Expense of investigation and settlement of policy claims	21,646	625	35,441	0	0	0	57,712
5.1 Traveling expenses	528,008	156	8,815	9,276	13,819	0	560,074
5.2 Advertising	175,532	79	4,471	41,484	0	0	221,566
5.3 Postage, express, telegraph and telephone	462,872	2,129	120,674	93,514	819	0	680,008
5.4 Printing and stationery	131,545	115	6,493	12,098	50	0	150,301
5.5 Cost or depreciation of furniture and equipment	127,265	153	8,673	(2,721)	0	0	133,370
5.6 Rental of equipment	147,789	263	14,917	16,083	0	0	179,052
5.7 Cost or depreciation of EDP equipment and software	12,041,652	13,999	793,487	769,591	371,677	0	13,990,406
6.1 Books and periodicals	41,544	36	2,026	1,248	1,661	0	46,515
6.2 Bureau and association fees	114,048	370	20,951	34,043	2,550	0	171,962
6.3 Insurance, except on real estate	107,877	0	0	107,877	0	0	215,754
6.4 Miscellaneous losses	0	0	0	0	0	0	0
6.5 Collection and bank service charges	5,465	51	2,907	4,229	30,101	0	42,753
6.6 Sundry general expenses	761,729	2,133	120,925	54,082	34	0	938,903
6.7 Group service and administration fees	0	0	0	0	0	0	0
6.8 Reimbursements by uninsured plans	0	0	0	0	0	0	0
7.1 Agency expense allowance	834,651	2,753	156,036	0	0	0	993,440
7.2 Agents' balances charged off (less \$ 0 recovered)	0	0	0	0	0	0	0
7.3 Agency conferences other than local meetings	209,047	0	0	0	0	0	209,047
8.1 Official publication (Fraternal Benefit Societies Only)	XXX	XXX	XXX	XXX	XXX	0	0
8.2 Expense of supreme lodge meetings (Fraternal Benefit Societies Only)	XXX	XXX	XXX	XXX	XXX	0	0
9.1 Real estate expenses	0	0	0	0	0	0	0
9.2 Investment expenses not included elsewhere	0	0	0	0	8,018	0	8,018
9.3 Aggregate write-ins for expenses	603,788	95	5,370	322	541,474	0	1,151,049
10. General expenses incurred	47,489,265	109,319	6,196,273	2,664,610	1,981,612	(b)	(a) 58,441,079
11. General expenses unpaid Dec. 31, prior year	2,943,041	13,226	749,682	465,762	166,756	0	4,338,467
12. General expenses unpaid Dec. 31, current year	1,529,084	3,520	199,511	85,797	63,805	0	1,881,717
13. Amounts receivable relating to uninsured plans, prior year	0	0	0	0	0	0	0
14. Amounts receivable relating to uninsured plans, current year	0	0	0	0	0	0	0
15. General expenses paid during year (Lines 10+11-12-13+14)	48,903,222	119,025	6,746,444	3,044,575	2,084,563	0	60,897,829
DETAILS OF WRITE-INS							
09.301. Correspondence Servicing Participation	0	0	0	0	541,474	0	541,474
09.302. Agency Development Expense	525,017	0	0	68	0	0	525,085
09.303. Cafeteria	78,771	95	5,370	254	0	0	84,490
09.398. Summary of remaining write-ins for Line 9.3 from overflow page	0	0	0	0	0	0	0
09.399. Totals (Lines 09.301 thru 09.303 plus 09.398) (Line 9.3 above)	603,788	95	5,370	322	541,474	0	1,151,049

(a) Includes management fees of \$ 59,376,806 to affiliates and \$ 0 to non-affiliates.

(b) Show the distribution of this amount in the following categories (Fraternal Benefit Societies Only):

1. Charitable \$ 0 ; 2. Institutional \$ 0 ; 3. Recreational and Health \$ 0 ; 4. Educational \$ 0 ; 5. Religious \$ 0 ; 6. Membership \$ 0 ; 7. Other \$ 0 ; 8. Total \$ 0

EXHIBIT 3 - TAXES, LICENSES AND FEES (EXCLUDING FEDERAL INCOME TAXES)

	Insurance			4 Investment	5 Fraternal	6 Total
	1 Life	2 Accident and Health	3 All Other Lines of Business			
1. Real estate taxes	0	0	0	0	0	0
2. State insurance department licenses and fees	1,755,942	158,732	35,350	12,705	0	1,962,729
3. State taxes on premiums	5,957,594	722,450	(986,358)	0	0	5,693,686
4. Other state taxes, including \$ 0 for employee benefits	152,484	13,285	211,410	1,376	0	378,555
5. U.S. Social Security taxes	1,897,302	148,348	(10,354)	78,852	0	2,114,148
6. All other taxes	0	0	(143)	0	0	(143)
7. Taxes, licenses and fees incurred	9,763,322	1,042,815	(750,095)	92,933	0	10,148,975
8. Taxes, licenses and fees unpaid Dec. 31, prior year	2,667,375	365,791	(260,386)	21,733	0	2,794,513
9. Taxes, licenses and fees unpaid Dec. 31, current year	1,941,171	207,335	(149,136)	18,477	0	2,017,847
10. Taxes, licenses and fees paid during year (Lines 7 + 8 - 9)	10,469,526	1,201,271	(861,345)	96,189	0	10,925,641

EXHIBIT 4 - DIVIDENDS OR REFUNDS

	1 Life	2 Accident and Health
1. Applied to pay renewal premiums		
2. Applied to shorten the endowment or premium-paying period		
3. Applied to provide paid-up additions		
4. Applied to provide paid-up annuities		
5. Total Lines 1 through 4		
6. Paid in cash		
7. Left on deposit		
8. Aggregate write-ins for dividend or refund options		
9. Total Lines 5 through 8		
10. Amount due and unpaid		
11. Provision for dividends or refunds payable in the following calendar year		
12. Terminal dividends		
13. Provision for deferred dividend contracts		
14. Amount provisionally held for deferred dividend contracts not included in Line 13		
15. Total Lines 10 through 14		
16. Total from prior year		
17. Total dividends or refunds (Lines 9 + 15 - 16)		
DETAILS OF WRITE-INS		
0801.		
0802.		
0803.		
0898. Summary of remaining write-ins for Line 8 from overflow page		
0899. Totals (Lines 0801 thru 0803 plus 0898) (Line 8 above)		

NONE

ANNUAL STATEMENT FOR THE YEAR 2023 OF AUGUSTAR LIFE ASSURANCE CORPORATION
EXHIBIT 5 - AGGREGATE RESERVE FOR LIFE CONTRACTS

1	2	3	4	5	6
Valuation Standard	Total ^(a)	Industrial	Ordinary	Credit (Group and Individual)	Group
0100001. 01 CSO 3% REVISED XXX	3,848	0	3,848	0	0
0100002. 01 CSO 3.5% REVISED XXX	548,870,722	0	548,870,722	0	0
0100003. 01 CSO 4% REVISED XXX	491,157,348	0	491,157,348	0	0
0100004. 17 CSO 3.5% REVISED XXX	53,233,383	0	53,233,383	0	0
0100005. 2001 CSO 3% CRVM	1,850,783,957	0	1,850,783,957	0	0
0100006. 2001 CSO 3% XXX	972,525	0	972,525	0	0
0100007. 2001 CSO 4% CRVM	47,876,699	0	47,876,699	0	0
0100008. 2001 CSO 4% XXX	70,682,907	0	70,682,907	0	0
0100009. 2017 CSO 3.5% Revised XXX	3,181	0	3,181	0	0
0100010. 58 CSO 3% FPT	2,531	0	2,531	0	0
0100011. 58 CSO 3% NLP	399,138	0	399,138	0	0
0100012. 58 CSO 3.5% FPT	38,395	0	38,395	0	0
0100013. 58 CSO 3.5% NLP	4,970,160	0	4,970,160	0	0
0100014. 58 CSO 4% CRVM	50,380,295	0	50,380,295	0	0
0100015. 58 CSO 4% FPT	11,673	0	11,673	0	0
0100016. 58 CSO 4% NLP	1,219,674	0	1,219,674	0	0
0100017. 58 CSO 4.5% CRVM	5,512,721	0	5,512,721	0	0
0100018. 58 CSO 4.5% NLP	2,147,122	0	2,147,122	0	0
0100019. 58 CSO 5% CRVM	16,121	0	16,121	0	0
0100020. 58 CSO 5% NLP	4,134	0	4,134	0	0
0100021. 58 CSO 5.5% CRVM	555,416	0	555,416	0	0
0100022. 58 CSO 5.5% NLP	41,856	0	41,856	0	0
0100023. 58 CSO 6% CRVM	4,430,749	0	4,430,749	0	0
0100024. 58 CSO 6% NLP	1,897,653	0	1,897,653	0	0
0100025. 80 CSO 3% CRVM	9,904,155	0	9,904,155	0	0
0100026. 80 CSO 4% CRVM	1,774,792,341	0	1,774,792,341	0	0
0100027. 80 CSO 4% REVISED XXX	203,147,510	0	203,147,510	0	0
0100028. 80 CSO 4% Unearned Cx	18,483,533	0	18,483,533	0	0
0100029. 80 CSO 4% XXX	179,490,931	0	179,490,931	0	0
0100030. 80 CSO 4.5% CRVM	26,050,479	0	26,050,479	0	0
0100031. 80 CSO 4.5% REVISED XXX	54,887,228	0	54,887,228	0	0
0100032. 80 CSO 5% CRVM	99,497,333	0	99,497,333	0	0
0100033. 80 CSO 5% NLP	153,181	0	153,181	0	0
0100034. 80 CSO 5.5% CRVM	15,625,081	0	15,625,081	0	0
0100035. 80 CSO 5.5% NLP	139,376	0	139,376	0	0
0100036. 80 CSO 6% CRVM	414,112	0	414,112	0	0
0100037. 80 CSO 6% NLP	4,342	0	4,342	0	0
0100038. VM-20 NPR 2017 CSO 3.50%	4,318,732	0	4,318,732	0	0
0100039. VM-20 NPR 2017 CSO 3.00%	54,488,355	0	54,488,355	0	0
0100040. VM-20 DET Excess over NPR	16,889,600	0	16,889,600	0	0
0100041. IWL FV	2,354,711	0	2,354,711	0	0
0199997. Totals (Gross)	5,595,853,208	0	5,595,853,208	0	0
0199998. Reinsurance ceded	3,474,515,437	0	3,474,515,437	0	0
0199999. Life Insurance: Totals (Net)	2,121,337,771	0	2,121,337,771	0	0
0200001. 71IAM 11.25%	4,509,817	XXX	4,509,817	XXX	0
0200002. A2000 4%	61,264	XXX	61,264	XXX	0
0200003. A2000 4.25%	9,219	XXX	9,219	XXX	0
0200004. A2000 4.5%	5,724	XXX	5,724	XXX	0
0200005. A2000 5.25%	234,009	XXX	234,009	XXX	0
0200006. A2000 5.5%	227,968	XXX	227,968	XXX	0
0200007. A2000 6%	38,630	XXX	38,630	XXX	0
0200008. A2000 6.5%	62,882	XXX	62,882	XXX	0
0200009. A2000 7%	54,152	XXX	54,152	XXX	0
0200010. IAR2012 1%	29,326	XXX	29,326	XXX	0
0200011. IAR2012 1.25%	122,288	XXX	122,288	XXX	0
0200012. IAR2012 2%	74,253	XXX	74,253	XXX	0
0200013. IAR2012 2.25%	4,944	XXX	4,944	XXX	0
0200014. IAR2012 2.75%	385	XXX	385	XXX	0
0200015. IAR2012 3%	104,028	XXX	104,028	XXX	0
0200016. IAR2012 3.25%	33,204	XXX	33,204	XXX	0
0200017. IAR2012 3.5%	301,939	XXX	301,939	XXX	0
0200018. IAR2012 3.75%	56,585	XXX	56,585	XXX	0
0200019. IAR2012 4%	26,184	XXX	26,184	XXX	0
0200020. IAR2012 4.5%	31,548	XXX	31,548	XXX	0
0200021. IAR2012 5%	92,327	XXX	92,327	XXX	0
0200022. 4.50% CARVM	123,524	XXX	123,524	XXX	0
0200023. 4.75% CARVM	647,257	XXX	647,257	XXX	0
0200024. 5.00% CARVM	1,568,134	XXX	1,568,134	XXX	0
0200025. 5.25% CARVM	1,870,936	XXX	1,870,936	XXX	0
0200026. 5.50% CARVM	7,338,449	XXX	7,338,449	XXX	0
0200027. 5.75% CARVM	2,345,944	XXX	2,345,944	XXX	0
0200028. 6.00% CARVM	868,906	XXX	868,906	XXX	0
0200029. 6.25% CARVM	1,710,749	XXX	1,710,749	XXX	0
0200030. 6.50% CARVM	188,228	XXX	188,228	XXX	0
0200031. 6.75% CARVM	398,375	XXX	398,375	XXX	0
0200032. 7.50% CARVM	4,195,852	XXX	4,195,852	XXX	0
0200033. 8.00% CARVM	957,979	XXX	957,979	XXX	0
0200034. 8.25% CARVM	460,272	XXX	460,272	XXX	0
0299997. Totals (Gross)	28,755,283	XXX	28,755,283	XXX	0
0299998. Reinsurance ceded	12,726,922	XXX	12,726,922	XXX	0
0299999. Annuities: Totals (Net)	16,028,361	XXX	16,028,361	XXX	0
0300001. 83 A 6.75%	22,791	0	22,791	0	0
0300002. 83 A 7%	6,183	0	6,183	0	0
0300003. 83 A 7.25%	40,396	0	40,396	0	0
0300004. 83 A 8.25%	12,607	0	12,607	0	0
0300005. 83 A 8.75%	2,529	0	2,529	0	0
0300006. A2000 6.75%	13,387	0	13,387	0	0
0300007. IAR2012 1.25%	626,070	0	626,070	0	0
0300008. IAR2012 2.25%	6,823	0	6,823	0	0
0399997. Totals (Gross)	730,787	0	730,787	0	0
0399998. Reinsurance ceded	0	0	0	0	0
0399999. SCWLC: Totals (Net)	730,787	0	730,787	0	0

ANNUAL STATEMENT FOR THE YEAR 2023 OF AUGUSTAR LIFE ASSURANCE CORPORATION
EXHIBIT 5 - AGGREGATE RESERVE FOR LIFE CONTRACTS

1	2	3	4	5	6
Valuation Standard	Total ^(a)	Industrial	Ordinary	Credit (Group and Individual)	Group
0499998. Reinsurance ceded	0	0	0	0	0
0499999. Accidental Death Benefits: Totals (Net)	0	0	0	0	0
0500001. 1952 B5P2 2001 CS0 2.5%	15,403,133	0	15,403,133	0	0
0500002. 1952 B5P2 80 CS0 2.5%	3,147,805	0	3,147,805	0	0
0500003. 1952 B5P2 2017 CS0 2.5%	2,872,510	0	2,872,510	0	0
0500004. 1952 B5P2 58 CS0 2.5%	714	0	714	0	0
0599997. Totals (Gross)	21,424,162	0	21,424,162	0	0
0599998. Reinsurance ceded	19,413,233	0	19,413,233	0	0
0599999. Disability-Active Lives: Totals (Net)	2,010,929	0	2,010,929	0	0
0600001. 1952 B5P2 2001 CS0 2.5%	5,036,197	0	5,036,197	0	0
0600002. 1952 B5P2 80 CS0 2.5%	4,172,736	0	4,172,736	0	0
0600003. 1952 B5P2 2017 CS0 2.5%	347,481	0	347,481	0	0
0600004. 1952 B5P2 58 CS0 2.5%	557,833	0	557,833	0	0
0600005. 1952 Inter-Co. Disability Table 2 1/2%	4,473,564	0	4,473,564	0	0
0699997. Totals (Gross)	14,587,811	0	14,587,811	0	0
0699998. Reinsurance ceded	8,230,997	0	8,230,997	0	0
0699999. Disability-Disabled Lives: Totals (Net)	6,356,814	0	6,356,814	0	0
0700001. UL deficiency reserve	1,823,870	0	1,823,870	0	0
0700002. Term deficiency reserve	1,825,514	0	1,825,514	0	0
0700003. UL Asset Adequacy Reserves	5,000,000	0	5,000,000	0	0
0799997. Totals (Gross)	8,649,384	0	8,649,384	0	0
0799998. Reinsurance ceded	4,599,768	0	4,599,768	0	0
0799999. Miscellaneous Reserves: Totals (Net)	4,049,616	0	4,049,616	0	0
9999999. Totals (Net) - Page 3, Line 1	2,150,514,278	0	2,150,514,278	0	0

(a) Included in the above table are amounts of deposit-type contracts that originally contained a mortality risk. Amounts of deposit-type contracts in Column 2 that no longer contain a mortality risk are Life Insurance \$0 ; Annuities \$0 ; Supplementary Contracts with Life Contingencies \$0 ; Accidental Death Benefits \$0 ; Disability - Active Lives \$0 ; Disability - Disabled Lives \$0 ; Miscellaneous Reserves \$0 .

EXHIBIT 5 - INTERROGATORIES

- 1.1 Has the reporting entity ever issued both participating and non-participating contracts?..... Yes [] No [X]
- 1.2 If not, state which kind is issued.
 Non-Participating
 2.1 Does the reporting entity at present issue both participating and non-participating contracts?..... Yes [] No [X]
- 2.2 If not, state which kind is issued.
 Non-Participating
 3. Does the reporting entity at present issue or have in force contracts that contain non-guaranteed elements?..... Yes [X] No []
 If so, attach a statement that contains the determination procedures, answers to the interrogatories and an actuarial opinion as described in the instructions.
- 4. Has the reporting entity any assessment or stipulated premium contracts in force? Yes [] No [X]
 If so, state:
 4.1 Amount of insurance? \$ 0
 4.2 Amount of reserve? \$ 0
 4.3 Basis of reserve:

 4.4 Basis of regular assessments:

 4.5 Basis of special assessments:

 4.6 Assessments collected during the year \$ 0
- 5. If the contract loan interest rate guaranteed in any one or more of its currently issued contracts is less than 5%, not in advance, state the contract loan rate guarantees on any such contracts.

 6. Does the reporting entity hold reserves for any annuity contracts that are less than the reserves that would be held on a standard basis? Yes [] No [X]
 6.1 If so, state the amount of reserve on such contracts on the basis actually held:..... \$ 0
 6.2 That would have been held (on an exact or approximate basis) using the actual ages of the annuitants; the interest rate(s) used in 6.1; and the same mortality basis used by the reporting entity for the valuation of comparable annuity benefits issued to standard lives. If the reporting entity has no comparable annuity benefits for standard lives to be valued, the mortality basis shall be the table most recently approved by the state of domicile for valuing individual annuity benefits: \$ 0
 Attach statement of methods employed in their valuation.
- 7. Does the reporting entity have any Synthetic GIC contracts or agreements in effect as of December 31 of the current year? Yes [] No [X]
 7.1 If yes, state the total dollar amount of assets covered by these contracts or agreements \$ 0
 7.2 Specify the basis (fair value, amortized cost, etc.) for determining the amount:

 7.3 State the amount of reserves established for this business: \$ 0
 7.4 Identify where the reserves are reported in the blank:

- 8. Does the reporting entity have any Contingent Deferred Annuity contracts or agreements in effect as of December 31 of the current year? Yes [] No [X]
 8.1 If yes, state the total dollar amount of account value covered by these contracts or agreements: \$ 0
 8.2 State the amount of reserves established for this business: \$ 0
 8.3 Identify where the reserves are reported in the blank:

- 9. Does the reporting entity have any Guaranteed Lifetime Income Benefit contracts, agreements or riders in effect as of December 31 of the current year? Yes [] No [X]
 9.1 If yes, state the total dollar amount of any account value associated with these contracts, agreements or riders: \$ 0
 9.2 State the amount of reserves established for this business: \$ 0
 9.3 Identify where the reserves are reported in the blank:

EXHIBIT 5A - CHANGES IN BASES OF VALUATION DURING THE YEAR

1	Valuation Basis		4
Description of Valuation Class	2 Changed From	3 Changed To	Increase in Actuarial Reserve Due to Change
NONE			
9999999 - Total (Column 4, only)			

ANNUAL STATEMENT FOR THE YEAR 2023 OF AUGUSTAR LIFE ASSURANCE CORPORATION

EXHIBIT 6 - AGGREGATE RESERVES FOR ACCIDENT AND HEALTH CONTRACTS ^(a)

	1 Total	Comprehensive		4 Medicare Supplement	5 Vision Only	6 Dental Only	7 Federal Employees Health Benefits Plan	8 Title XVIII Medicare	9 Title XIX Medicaid	10 Credit A&H	11 Disability Income	12 Long-Term Care	13 Other Health
		2 Individual	3 Group										
ACTIVE LIFE RESERVE													
1. Unearned premium reserves	7,753,162	0	0	0	0	0	0	0	0	0	7,753,162	0	0
2. Additional contract reserves (b)	40,658,468	0	0	0	0	0	0	0	0	0	40,658,468	0	0
3. Additional actuarial reserves-Asset/Liability analysis	0	0	0	0	0	0	0	0	0	0	0	0	0
4. Reserve for future contingent benefits	0	0	0	0	0	0	0	0	0	0	0	0	0
5. Reserve for rate credits	0	0	0	0	0	0	0	0	0	0	0	0	0
6. Aggregate write-ins for reserves	0	0	0	0	0	0	0	0	0	0	0	0	0
7. Totals (Gross)	48,411,630	0	0	0	0	0	0	0	0	0	48,411,630	0	0
8. Reinsurance ceded	22,821,163	0	0	0	0	0	0	0	0	0	22,821,163	0	0
9. Totals (Net)	25,590,467	0	0	0	0	0	0	0	0	0	25,590,467	0	0
CLAIM RESERVE													
10. Present value of amounts not yet due on claims	187,273,571	0	0	0	0	0	0	0	0	0	187,273,571	0	0
11. Additional actuarial reserves-Asset/Liability analysis	0	0	0	0	0	0	0	0	0	0	0	0	0
12. Reserve for future contingent benefits	0	0	0	0	0	0	0	0	0	0	0	0	0
13. Aggregate write-ins for reserves	0	0	0	0	0	0	0	0	0	0	0	0	0
14. Totals (Gross)	187,273,571	0	0	0	0	0	0	0	0	0	187,273,571	0	0
15. Reinsurance ceded	102,431,170	0	0	0	0	0	0	0	0	0	102,431,170	0	0
16. Totals (Net)	84,842,401	0	0	0	0	0	0	0	0	0	84,842,401	0	0
17. TOTAL (Net)	110,432,868	0	0	0	0	0	0	0	0	0	110,432,868	0	0
18. TABULAR FUND INTEREST	4,381,393	0	0	0	0	0	0	0	0	0	4,381,393	0	0
DETAILS OF WRITE-INS													
0601.													
0602.													
0603.													
0698. Summary of remaining write-ins for Line 6 from overflow page	0	0	0	0	0	0	0	0	0	0	0	0	0
0699. TOTALS (Lines 0601 thru 0603 plus 0698) (Line 6 above)	0	0	0	0	0	0	0	0	0	0	0	0	0
1301.													
1302.													
1303.													
1398. Summary of remaining write-ins for Line 13 from overflow page	0	0	0	0	0	0	0	0	0	0	0	0	0
1399. TOTALS (Lines 1301 thru 1303 plus 1398) (Line 13 above)	0	0	0	0	0	0	0	0	0	0	0	0	0

(a) Indicate if blocks of business in run-off that comprise less than 5% of premiums and less than 5% of reserve and loans liability are aggregated with material blocks of business and which columns are affected.
 (b) Attach statement as to valuation standard used in calculating this reserve, specifying reserve bases, interest rates and methods.

ANNUAL STATEMENT FOR THE YEAR 2023 OF AUGUSTAR LIFE ASSURANCE CORPORATION

EXHIBIT 7 - DEPOSIT TYPE CONTRACTS

	1	2	3	4	5	6
	Total	Guaranteed Interest Contracts	Annuities Certain	Supplemental Contracts	Dividend Accumulations or Refunds	Premium and Other Deposit Funds
1. Balance at the beginning of the year before reinsurance	284,684,674	280,000,000	1,212,599	3,570,706	0	(98,631)
2. Deposits received during the year	115,512,023	115,000,000	0	512,023	0	0
3. Investment earnings credited to the account	7,099,200	7,224,410	38,688	(163,898)	0	0
4. Other net change in reserves	(7,692)	0	4,315	0	0	(12,007)
5. Fees and other charges assessed	0	0	0	0	0	0
6. Surrender charges	0	0	0	0	0	0
7. Net surrender or withdrawal payments	53,798,465	52,224,410	138,900	1,435,155	0	0
8. Other net transfers to or (from) Separate Accounts	0	0	0	0	0	0
9. Balance at the end of current year before reinsurance (Lines 1+2+3+4-5-6-7-8) (a)	353,489,740	350,000,000	1,116,702	2,483,676	0	(110,638)
10. Reinsurance balance at the beginning of the year	0	0	0	0	0	0
11. Net change in reinsurance assumed	0	0	0	0	0	0
12. Net change in reinsurance ceded	0	0	0	0	0	0
13. Reinsurance balance at the end of the year (Lines 10+11-12)	0	0	0	0	0	0
14. Net balance at the end of current year after reinsurance (Lines 9 + 13)	353,489,740	350,000,000	1,116,702	2,483,676	0	(110,638)

(a) FHLB Funding Agreements:

1. Reported as GICs (captured in column 2)	\$ 350,000,000
2. Reported as Annuities Certain (captured in column 3)	\$ 0
3. Reported as Supplemental Contracts (captured in column 4)	\$ 0
4. Reported as Dividend Accumulations or Refunds (captured in column 5)	\$ 0
5. Reported as Premium or Other Deposit Funds (captured in column 6)	\$ 0
6. Total Reported as Deposit-Type Contracts (captured in column 1): (Sum of Lines 1 through 5) . \$	350,000,000

ANNUAL STATEMENT FOR THE YEAR 2023 OF AUGUSTAR LIFE ASSURANCE CORPORATION
EXHIBIT 8 - CLAIMS FOR LIFE AND ACCIDENT AND HEALTH CONTRACTS

PART 1 - Liability End of Current Year

	1	2	3	4	5	6	7	8
	Total	Individual Life	Group Life	Individual Annuities	Group Annuities	Accident & Health	Fraternal	Other Lines of Business
1. Due and unpaid:								
1.1 Direct	0	0	0	0	0	0	0	0
1.2 Reinsurance assumed	0	0	0	0	0	0	0	0
1.3 Reinsurance ceded	0	0	0	0	0	0	0	0
1.4 Net	0	0	0	0	0	0	0	0
2. In course of settlement:								
2.1 Resisted								
2.11 Direct	0	0	0	0	0	0	0	0
2.12 Reinsurance assumed	0	0	0	0	0	0	0	0
2.13 Reinsurance ceded	0	0	0	0	0	0	0	0
2.14 Net	0	(b)	(b)	(b)	0	0	0	0
2.2 Other								
2.21 Direct	48,486,151	47,122,555	0	0	0	1,363,596	0	0
2.22 Reinsurance assumed	46,404	0	0	0	0	46,404	0	0
2.23 Reinsurance ceded	32,715,265	31,874,896	0	0	0	840,369	0	0
2.24 Net	15,817,290	(b) 15,247,659	(b) 0	(b) 0	0	(b) 569,631	0	0
3. Incurred but unreported:								
3.1 Direct	6,482,609	6,309,926	0	0	0	172,683	0	0
3.2 Reinsurance assumed	259	0	0	0	0	259	0	0
3.3 Reinsurance ceded	5,043,112	4,970,938	0	0	0	72,174	0	0
3.4 Net	1,439,756	(b) 1,338,988	(b) 0	(b) 0	0	(b) 100,768	0	0
4. TOTALS								
4.1 Direct	54,968,760	53,432,481	0	0	0	1,536,279	0	0
4.2 Reinsurance assumed	46,663	0	0	0	0	46,663	0	0
4.3 Reinsurance ceded	37,758,377	36,845,834	0	0	0	912,543	0	0
4.4 Net	17,257,046	(a) 16,586,647	(a) 0	0	0	670,399	0	0

(a) Including matured endowments (but not guaranteed annual pure endowments) unpaid amounting to \$0 in Column 2 and \$0 in Column 3.

(b) Include only portion of disability and accident and health claim liabilities applicable to assumed "accrued" benefits. Reserves (including reinsurance assumed and net of reinsurance ceded) for unaccrued benefits for Individual Life \$0 Group Life \$0 , and Individual Annuities \$0 are included in Page 3, Line 1, (See Exhibit 5, Section on Disability Disabled Lives); and for Accident and Health \$0 are included in Page 3, Line 2 (See Exhibit 6, Claim Reserve).

ANNUAL STATEMENT FOR THE YEAR 2023 OF AUGUSTAR LIFE ASSURANCE CORPORATION
EXHIBIT 8 - CLAIMS FOR LIFE AND ACCIDENT AND HEALTH CONTRACTS

PART 2 - Incurred During the Year

	1 Total	2 Individual Life (a)	3 Group Life (b)	4 Individual Annuities	5 Group Annuities	6 Accident & Health	7 Fraternal	8 Other Lines of Business
1. Settlements During the Year:								
1.1 Direct	417,531,365	387,814,650	0	3,179,747	0	26,536,968	0	0
1.2 Reinsurance assumed	773,637	0	0	0	0	773,637	0	0
1.3 Reinsurance ceded	274,113,605	259,310,428	0	(491,963)	0	15,295,140	0	0
1.4 Net	(c) 144,191,397	128,504,222	0	3,671,710	0	12,015,465	0	0
2. Liability December 31, current year from Part 1:								
2.1 Direct	54,968,760	53,432,481	0	0	0	1,536,279	0	0
2.2 Reinsurance assumed	46,663	0	0	0	0	46,663	0	0
2.3 Reinsurance ceded	37,758,377	36,845,834	0	0	0	912,543	0	0
2.4 Net	17,257,046	16,586,647	0	0	0	670,399	0	0
3. Amounts recoverable from reinsurers December 31, current year	20,024,736	16,008,541	0	1,090,164	0	2,926,031	0	0
4. Liability December 31, prior year:								
4.1 Direct	61,504,954	59,742,379	0	0	0	1,762,575	0	0
4.2 Reinsurance assumed	46,919	0	0	0	0	46,919	0	0
4.3 Reinsurance ceded	48,185,386	47,197,606	0	0	0	987,780	0	0
4.4 Net	13,366,487	12,544,773	0	0	0	821,714	0	0
5. Amounts recoverable from reinsurers December 31, prior year	6,404,790	3,715,321	0	249,943	0	2,439,526	0	0
6. Incurred Benefits								
6.1 Direct	410,995,171	381,504,752	0	3,179,747	0	26,310,672	0	0
6.2 Reinsurance assumed	773,381	0	0	0	0	773,381	0	0
6.3 Reinsurance ceded	277,306,542	261,251,876	0	348,258	0	15,706,408	0	0
6.4 Net	134,462,010	120,252,876	0	2,831,489	0	11,377,645	0	0

(a) Including matured endowments (but not guaranteed annual pure endowments) amounting to \$0 in Line 1.1, \$0 in Line 1.4.

\$0 in Line 6.1, and \$0 in Line 6.4.

(b) Including matured endowments (but not guaranteed annual pure endowments) amounting to \$8,097 in Line 1.1, \$8,097 in Line 1.4.

\$8,097 in Line 6.1, and \$8,097 in Line 6.4.

(c) Includes \$0 premiums waived under total and permanent disability benefits.

ANNUAL STATEMENT FOR THE YEAR 2023 OF AUGUSTAR LIFE ASSURANCE CORPORATION

EXHIBIT OF NON-ADMITTED ASSETS

	1	2	3
	Current Year Total Nonadmitted Assets	Prior Year Total Nonadmitted Assets	Change in Total Nonadmitted Assets (Col. 2 - Col. 1)
1. Bonds (Schedule D)	0	0	0
2. Stocks (Schedule D):			
2.1 Preferred stocks	0	0	0
2.2 Common stocks	0	0	0
3. Mortgage loans on real estate (Schedule B):			
3.1 First liens	0	0	0
3.2 Other than first liens.....	0	0	0
4. Real estate (Schedule A):			
4.1 Properties occupied by the company	0	0	0
4.2 Properties held for the production of income.....	0	0	0
4.3 Properties held for sale	0	0	0
5. Cash (Schedule E - Part 1), cash equivalents (Schedule E - Part 2) and short-term investments (Schedule DA)	0	0	0
6. Contract loans	0	0	0
7. Derivatives (Schedule DB)	0	0	0
8. Other invested assets (Schedule BA)	0	0	0
9. Receivables for securities	0	0	0
10. Securities lending reinvested collateral assets (Schedule DL)	0	0	0
11. Aggregate write-ins for invested assets	0	0	0
12. Subtotals, cash and invested assets (Lines 1 to 11)	0	0	0
13. Title plants (for Title insurers only)	0	0	0
14. Investment income due and accrued	0	0	0
15. Premiums and considerations:			
15.1 Uncollected premiums and agents' balances in the course of collection	0	0	0
15.2 Deferred premiums, agents' balances and installments booked but deferred and not yet due .	0	0	0
15.3 Accrued retrospective premiums and contracts subject to redetermination	0	0	0
16. Reinsurance:			
16.1 Amounts recoverable from reinsurers	22,018	0	(22,018)
16.2 Funds held by or deposited with reinsured companies	0	0	0
16.3 Other amounts receivable under reinsurance contracts	0	0	0
17. Amounts receivable relating to uninsured plans	0	0	0
18.1 Current federal and foreign income tax recoverable and interest thereon	0	0	0
18.2 Net deferred tax asset	46,372,925	43,004,530	(3,368,395)
19. Guaranty funds receivable or on deposit	0	0	0
20. Electronic data processing equipment and software	0	0	0
21. Furniture and equipment, including health care delivery assets	0	0	0
22. Net adjustment in assets and liabilities due to foreign exchange rates	0	0	0
23. Receivables from parent, subsidiaries and affiliates	0	0	0
24. Health care and other amounts receivable	0	0	0
25. Aggregate write-ins for other than invested assets	0	0	0
26. Total assets excluding Separate Accounts, Segregated Accounts and Protected Cell Accounts (Lines 12 to 25)	46,394,943	43,004,530	(3,390,413)
27. From Separate Accounts, Segregated Accounts and Protected Cell Accounts	0	0	0
28. Total (Lines 26 and 27)	46,394,943	43,004,530	(3,390,413)
DETAILS OF WRITE-INS			
1101.			
1102.			
1103.			
1198. Summary of remaining write-ins for Line 11 from overflow page	0	0	0
1199. Totals (Lines 1101 thru 1103 plus 1198)(Line 11 above)	0	0	0
2501.			
2502.			
2503.			
2598. Summary of remaining write-ins for Line 25 from overflow page	0	0	0
2599. Totals (Lines 2501 thru 2503 plus 2598)(Line 25 above)	0	0	0

NOTES TO FINANCIAL STATEMENTS

NOTE 1 Summary of Significant Accounting Policies and Going Concern
A. Accounting Practices

The financial statements of AuguStar Life Assurance Corporation (ALAC or the Company), formerly Ohio National Life Assurance Corporation are presented on the basis of accounting practices prescribed or permitted by the Ohio Insurance Department.

The Ohio Insurance Department recognizes only statutory accounting practices prescribed or permitted by the State of Ohio for determining and reporting the financial condition and results of operations of an insurance company for determining its solvency under the Ohio Insurance Law. The National Association of Insurance Commissioners' (NAIC) Accounting Practices and Procedures Manual, (NAIC SAP) has been adopted as a component of prescribed or permitted practices by the State of Ohio.

At December 31, 2023 and 2022 there were no permitted practices.

	SSAP #	F/S Page	F/S Line #	2023	2022
NET INCOME					
(1) State basis (Page 4, Line 35, Columns 1 & 2)	XXX	XXX	XXX	\$ 37,554,986	\$ 34,129,619
(2) State Prescribed Practices that are an increase/ (decrease) from NAIC SAP:					
(3) State Permitted Practices that are an increase/(decrease) from NAIC SAP:					
(4) NAIC SAP (1-2-3=4)	XXX	XXX	XXX	\$ 37,554,986	\$ 34,129,619
SURPLUS					
(5) State basis (Page 3, Line 38, Columns 1 & 2)	XXX	XXX	XXX	\$ 256,691,884	\$ 237,737,185
(6) State Prescribed Practices that are an increase/(decrease) from NAIC SAP:					
(7) State Permitted Practices that are an increase/(decrease) from NAIC SAP:					
(8) NAIC SAP (5-6-7=8)	XXX	XXX	XXX	\$ 256,691,884	\$ 237,737,185

B. Use of Estimates in the Preparation of the Financial Statements

The preparation of financial statements in conformity with Statutory Accounting Principles requires management to make estimates and assumptions that affect the reported amounts of assets and liabilities. It also requires disclosure of contingent assets and liabilities at the date of the financial statements and the reported amounts of revenue and expenses during the period. Actual results could differ from those estimates.

C. Accounting Policy

Life premiums are recognized as income over the premium-paying period of the related policies. Annuity considerations are recognized as revenue when received. Health premiums are earned ratably over the terms of the related insurance and reinsurance contracts or policies. Expenses incurred in connection with acquiring new insurance business, including acquisition cost such as sales commissions, are charged to operations as incurred.

In addition, the company uses the following accounting policies:

(1) Basis for Short-Term Investments

Short-term investments are stated at amortized cost.

(2) Basis for Bonds and Amortization Schedule

Bonds not backed by other loans are stated at amortized cost using the modified scientific method.

(3) Basis for Common Stocks

Common Stocks are stated at market except where investments in stocks of wholly owned insurance subsidiaries and affiliates are carried on the equity basis, in accordance with SSAP No. 97.

(4) Basis for Preferred Stocks

Preferred stocks rated NAIC 1-3 are stated at cost. Preferred stocks rated NAIC 4-6 are stated at the lower of cost or market value.

(5) Basis for Mortgage Loans

Conventional Mortgage loans on real estate are stated at unpaid principal balances less unaccrued discount, not to exceed 80% of appraised value. Mortgage loans on real estate insured and guaranteed by U.S. Agencies are stated at unpaid principal balances less unaccrued discount.

(6) Basis for Loan-Backed Securities and Adjustment Methodology

Loan-backed securities are stated at amortized cost. The retrospective adjustment methodology is used for asset-backed, CMO, and Mortgage-backed securities.

(7) Accounting Policies for Investments in Subsidiaries, Controlled and Affiliated Entities

The Company does not have subsidiaries or controlled and affiliated companies.

(8) Accounting Policies for Investments in Joint Ventures, Partnerships and Limited Liability Entities

The Company has ownership interests in partnerships. The Company carries this interest based on the underlying audited GAAP equity of the investee.

(9) Accounting Policies for Derivatives

Derivative instruments and foreign currency holdings are accounted for at fair value with the changes in fair value recorded as unrealized gains or unrealized losses. Upon termination of a derivative or foreign currency holding, the gain or loss shall be recognized in income.

(10) Anticipated Investment Income Used in Premium Deficiency Calculation

The Company does not utilize the anticipated investment income as a factor in premium deficiency calculation.

(11) Management's Policies and Methodologies for Estimating Liabilities for Losses and Loss/Claim Adjustment Expenses

(a) Individual Disability Income policies represent 100% of the policies and 100% of the liabilities. Claim Reserves are calculated using the 1985 Commissioner's Individual Disability Table C of the 1964 Commissioner's Table with various interest rates depending on the year of the claim. Claims incurred 1/1/2020 and after incorporate the 2013 IDI table and its associated modifiers in the reserve calculation as required by Actuarial Guideline 50.

(b) An additional liability is established for any scheduled claim payments that are due but not yet paid as of the statement date.

(c) Incurred but not reported reserves are estimated by applying factors to the total amount of monthly income in-force.

(12) Changes in the Capitalization Policy and Predefined Thresholds from Prior Period

The Company has not modified its capitalization policy from the prior period.

(13) Method Used to Estimate Pharmaceutical Rebate Receivables

Not applicable.

D. Going Concern

After evaluating the entity's ability to continue as a going concern, management was not aware of any conditions or events which raised substantial doubts concerning the entity's ability to continue as a going concern as of the date of the filing of this statement.

NOTES TO FINANCIAL STATEMENTS

NOTE 2 Accounting Changes and Corrections of Errors

The Company's December 31, 2023 financial statements reflect a prior period adjustment relating to the recording of disability income direct and ceded reserves. As of December 31, 2022, net reserves were overstated by \$241,796. As a result, surplus was understated by \$191,019. The events contributing to the reserve overstatement impact surplus as follows:

Increase in aggregate reserves for life and accident and health contracts (P4,L19,C1)	\$ 241,796
Federal and foreign income taxes incurred (excluding taxes on capital gains) (P4,L32,C1)	(50,777)
Increase in surplus (P4,L53,C1)	\$ 191,019

The Company's December 31, 2022 financial statements reflect a prior period adjustment relating to the recording of term direct and ceded reserves. As of December 31, 2021, net reserves were overstated by \$2,521,858. As a result, surplus was understated by \$1,992,268. The events contributing to the reserve overstatement impact surplus as follows:

Increase in aggregate reserves for life and accident and health contracts (P4,L19,C2)	\$ 2,521,858
Federal and foreign income taxes incurred (excluding taxes on capital gains) (P4,L32,C2)	(529,590)
Increase in surplus (P4,L53,C2)	\$ 1,992,268

NOTE 3 Business Combinations and Goodwill - Not Applicable

NOTE 4 Discontinued Operations - NONE

NOTE 5 Investments

A. Mortgage Loans, including Mezzanine Real Estate Loans

- (1) Maximum and Minimum Lending Rates
Farm loans N/A

Residential loans N/A

Commercial mortgages 5.23% to 6.496%

- (2) The maximum percentage of any one loan to the value of security at the time of the loan, exclusive of insured or guaranteed or purchase money mortgage was:
75%

	<u>Current Year</u>	<u>Prior Year</u>
(3) Taxes, assessments and any amounts advanced and not included in the mortgage loan total	\$ -	\$ -

- (4) Age Analysis of Mortgage Loans and Identification of Mortgage Loans in Which the Insurer is a Participant or Co-lender in a Mortgage Loan Agreement:

	Farm	Residential		Commercial		Mezzanine	Total
		Insured	All Other	Insured	All Other		
a. Current Year							
1. Recorded Investment (All)							
(a) Current	\$ -	\$ -	\$ 817,505	\$ -	\$ 462,269,759	\$ -	\$ 463,087,264
(b) 30 - 59 Days Past Due	\$ -	\$ -	\$ -	\$ -	\$ -	\$ -	\$ -
(c) 60 - 89 Days Past Due	\$ -	\$ -	\$ -	\$ -	\$ -	\$ -	\$ -
(d) 90 - 179 Days Past Due	\$ -	\$ -	\$ -	\$ -	\$ -	\$ -	\$ -
(e) 180+ Days Past Due	\$ -	\$ -	\$ -	\$ -	\$ -	\$ -	\$ -
2. Accruing Interest 90 - 179 Days Past Due							
(a) Recorded Investment	\$ -	\$ -	\$ -	\$ -	\$ -	\$ -	\$ -
(b) Interest Accrued	\$ -	\$ -	\$ -	\$ -	\$ -	\$ -	\$ -
3. Accruing Interest 180+ Days Past Due							
(a) Recorded Investment	\$ -	\$ -	\$ -	\$ -	\$ -	\$ -	\$ -
(b) Interest Accrued	\$ -	\$ -	\$ -	\$ -	\$ -	\$ -	\$ -
4. Interest Reduced							
(a) Recorded Investment	\$ -	\$ -	\$ -	\$ -	\$ -	\$ -	\$ -
(b) Number of Loans	\$ -	\$ -	\$ -	\$ -	\$ -	\$ -	\$ -
(c) Percent Reduced	0.000%	0.000%	0.000%	0.000%	0.000%	0.000%	0.000%
5. Participant or Co-lender in a Mortgage Loan Agreement							
(a) Recorded Investment	\$ -	\$ -	\$ -	\$ -	\$ -	\$ -	\$ -
b. Prior Year							
1. Recorded Investment (All)							
(a) Current	\$ -	\$ -	\$ 855,302	\$ -	\$ 451,314,314	\$ -	\$ 452,169,616
(b) 30 - 59 Days Past Due	\$ -	\$ -	\$ -	\$ -	\$ -	\$ -	\$ -
(c) 60 - 89 Days Past Due	\$ -	\$ -	\$ -	\$ -	\$ -	\$ -	\$ -
(d) 90 - 179 Days Past Due	\$ -	\$ -	\$ -	\$ -	\$ -	\$ -	\$ -
(e) 180+ Days Past Due	\$ -	\$ -	\$ -	\$ -	\$ -	\$ -	\$ -
2. Accruing Interest 90 - 179 Days Past Due							
(a) Recorded Investment	\$ -	\$ -	\$ -	\$ -	\$ -	\$ -	\$ -
(b) Interest Accrued	\$ -	\$ -	\$ -	\$ -	\$ -	\$ -	\$ -
3. Accruing Interest 180+ Days Past Due							
(a) Recorded Investment	\$ -	\$ -	\$ -	\$ -	\$ -	\$ -	\$ -
(b) Interest Accrued	\$ -	\$ -	\$ -	\$ -	\$ -	\$ -	\$ -
4. Interest Reduced							
(a) Recorded Investment	\$ -	\$ -	\$ -	\$ -	\$ -	\$ -	\$ -
(b) Number of Loans	\$ -	\$ -	\$ -	\$ -	\$ -	\$ -	\$ -
(c) Percent Reduced	0.000%	0.000%	0.000%	0.000%	0.000%	0.000%	0.000%
5. Participant or Co-lender in a Mortgage Loan Agreement							
(a) Recorded Investment	\$ -	\$ -	\$ -	\$ -	\$ -	\$ -	\$ -

NOTES TO FINANCIAL STATEMENTS

- (5) Investment in Impaired Loans With or Without Allowance for Credit Losses and Impaired Loans Subject to a Participant or Co-lender Mortgage Loan Agreement for Which the Reporting Entity is Restricted from Unilaterally Foreclosing on the Mortgage Loan: Agreement - NONE
- (6) Investment in Impaired Loans – Average Recorded Investment, Interest Income Recognized, Recorded Investment on Nonaccrual Status and Amount of Interest Income Recognized Using a Cash-Basis Method of Accounting - NONE
- (7) Allowance for credit losses - NONE
- (8) Mortgage Loans Derecognized as a Result of Foreclosure - NONE
- (9) Policy for Recognizing Interest Income on Impaired Loans
The Company recognizes interest income on its impaired loans upon receipt.

B. Debt Restructuring - NONE

C. Reverse Mortgages - NONE

D. Loan-Backed Securities

- (1) Description of Sources Used to Determine Prepayment Assumptions
Prepayment assumptions for mortgage-backed/loan-backed and structured securities were obtained from broker dealer survey values or internal estimates.
- (2) Securities with Recognized Other-Than-Temporary Impairment - NONE

(3) Recognized OTTI Securities

1 CUSIP	2 Book/Adjusted Carrying Value Amortized Cost Before Current Period OTTI	3 Present Value of Projected Cash Flows	4 Recognized Other-Than-Temporary Impairment	5 Amortized Cost After Other-Than-Temporary Impairment	6 Fair Value at time of OTTI	7 Date of Financial Statement Where Reported
12669G-C8-2	\$ 131,675	\$ 108,071	\$ 23,604	\$ 108,071	\$ 111,643	06/30/2023
Total	XXX	XXX	\$ 23,604	XXX	XXX	XXX

- (4) All impaired securities (fair value is less than cost or amortized cost) for which an other-than-temporary impairment has not been recognized in earnings as a realized loss (including securities with a recognized other-than-temporary impairment for non-interest related declines when a non-recognized interest related impairment remains):

a) The aggregate amount of unrealized losses:	
1. Less than 12 Months	\$ 55,411
2. 12 Months or Longer	\$ 24,657,380
b) The aggregate related fair value of securities with unrealized losses:	
1. Less than 12 Months	\$ 11,405,464
2. 12 Months or Longer	\$ 224,701,907

- (5) Information Investor Considered in Reaching Conclusion that Impairments are Not Other-Than-Temporary
Cash flow modeling was performed on all of these securities using current and expected market based assumptions which showed that the investor will receive cash flow the percent of value of which is equal to the adjusted statement value. Therefore, any impairment is considered not other-than-temporary.

E. Dollar Repurchase Agreements and/or Securities Lending Transactions

- (1) Policy for Requiring Collateral or Other Security
For Securities Lending Agreements, the Company requires a minimum of 102% and 105% of the fair value of the domestic and foreign securities' loaned at the outset of the contract as collateral. If at any time the fair value of collateral declines to less than 102% and 105% of the domestic and foreign securities purchase price, the counterparty is obligated to provide additional collateral to bring the total collateral held by the Company to at least 102% and 105% of the securities' purchase price.
- (2) Disclose the Carrying Amount and Classification of Both Assets and Liabilities
The Company has not pledged any of its assets as collateral.
- (3) Collateral Received

a. Aggregate Amount Collateral Received

	Fair Value
1. Securities Lending	
(a) Open	\$ 66,538,283
(b) 30 Days or Less	\$ -
(c) 31 to 60 Days	\$ -
(d) 61 to 90 Days	\$ -
(e) Greater Than 90 Days	\$ -
(f) Subtotal (a+b+c+d+e)	\$ 66,538,283
(g) Securities Received	\$ -
(h) Total Collateral Received (f+g)	\$ 66,538,283
2. Dollar Repurchase Agreement	
(a) Open	\$ -
(b) 30 Days or Less	\$ -
(c) 31 to 60 Days	\$ -
(d) 61 to 90 Days	\$ -
(e) Greater Than 90 Days	\$ -
(f) Subtotal (a+b+c+d+e)	\$ -
(g) Securities Received	\$ -
(h) Total Collateral Received (f+g)	\$ -

b. The fair value of that collateral and of the portion of that collateral that it has sold or repledged

\$ 66,538,283

c. Information about Sources and Uses of Collateral

Cash collateral received from borrowers on the loaned securities is remitted to US Bank for investment in accordance with the Company's reinvestment guidelines. Cash collateral, if any, is reinvested in short-term investments.

- (4) Aggregate Value of the Reinvested Collateral - Not Applicable

NOTES TO FINANCIAL STATEMENTS

- (5) Collateral Reinvestment
 - a. Aggregate Amount Collateral Reinvested

	Amortized Cost	Fair Value
1. Securities Lending		
(a) Open	\$ 66,539,878	\$ 66,538,283
(b) 30 Days or Less	\$ -	\$ -
(c) 31 to 60 Days	\$ -	\$ -
(d) 61 to 90 Days	\$ -	\$ -
(e) 91 to 120 Days	\$ -	\$ -
(f) 121 to 180 Days	\$ -	\$ -
(g) 181 to 365 Days	\$ -	\$ -
(h) 1 to 2 years	\$ -	\$ -
(i) 2 to 3 years	\$ -	\$ -
(j) Greater than 3 years	\$ -	\$ -
(k) Subtotal (Sum of a through j)	\$ 66,539,878	\$ 66,538,283
(l) Securities Received	\$ -	\$ -
(m) Total Collateral Reinvested (k+l)	\$ 66,539,878	\$ 66,538,283
2. Dollar Repurchase Agreement		
(a) Open	\$ -	\$ -
(b) 30 Days or Less	\$ -	\$ -
(c) 31 to 60 Days	\$ -	\$ -
(d) 61 to 90 Days	\$ -	\$ -
(e) 91 to 120 Days	\$ -	\$ -
(f) 121 to 180 Days	\$ -	\$ -
(g) 181 to 365 Days	\$ -	\$ -
(h) 1 to 2 years	\$ -	\$ -
(i) 2 to 3 years	\$ -	\$ -
(j) Greater than 3 years	\$ -	\$ -
(k) Subtotal (Sum of a through j)	\$ -	\$ -
(l) Securities Received	\$ -	\$ -
(m) Total Collateral Reinvested (k+l)	\$ -	\$ -

b. Explanation of Additional Sources of Liquidity for Maturity Date Mismatches - Not Applicable

- (6) Detail on Collateral Transactions Not Permitted by Contract or Custom to Sell or Repledge
Cash flow modeling was performed on all of these securities using current and expected market based assumptions, which showed that the investor will receive cash flow the percent of value of which is equal to the adjusted statement value. Therefore, any impairment is considered not other-than-temporary.

(7) Collateral for securities lending transactions that extend beyond one year from the reporting date - Not Applicable

- F. Repurchase Agreements Transactions Accounted for as Secured Borrowing - NONE
- G. Reverse Repurchase Agreements Transactions Accounted for as Secured Borrowing - NONE
- H. Repurchase Agreements Transactions Accounted for as a Sale - NONE
- I. Reverse Repurchase Agreements Transactions Accounted for as a Sale - NONE
- J. Real Estate - NONE
- K. Low Income Housing tax Credits (LIHTC) - NONE
- L. Restricted Assets

1. Restricted Assets (Including Pledged)

Restricted Asset Category	Gross (Admitted & Nonadmitted) Restricted						
	Current Year					6	7
	1	2	3	4	5		
Total General Account (G/A)	G/A Supporting S/A Activity (a)	Total Separate Account (S/A) Restricted Assets	S/A Assets Supporting G/A Activity (b)	Total (1 plus 3)	Total From Prior Year	Increase/ (Decrease) (5 minus 6)	
a. Subject to contractual obligation for which liability is not shown	\$ -	\$ -	\$ -	\$ -	\$ -	\$ -	\$ -
b. Collateral held under security lending agreements	\$66,539,878	\$ -	\$ -	\$ -	\$66,539,878	\$39,869,625	\$ 26,670,253
c. Subject to repurchase agreements	\$ -	\$ -	\$ -	\$ -	\$ -	\$ -	\$ -
d. Subject to reverse repurchase agreements	\$ -	\$ -	\$ -	\$ -	\$ -	\$ -	\$ -
e. Subject to dollar repurchase agreements	\$ -	\$ -	\$ -	\$ -	\$ -	\$ -	\$ -
f. Subject to dollar reverse repurchase agreements	\$ -	\$ -	\$ -	\$ -	\$ -	\$ -	\$ -
g. Placed under option contracts	\$ -	\$ -	\$ -	\$ -	\$ -	\$ -	\$ -
h. Letter stock or securities restricted as to sale - excluding FHLB capital stock	\$ -	\$ -	\$ -	\$ -	\$ -	\$ -	\$ -
i. FHLB capital stock	\$18,075,100	\$ -	\$ -	\$ -	\$18,075,100	\$14,720,200	\$ 3,354,900
j. On deposit with states	\$ 3,466,690	\$ -	\$ -	\$ -	\$ 3,466,690	\$ 3,238,411	\$ 228,279
k. On deposit with other regulatory bodies	\$ -	\$ -	\$ -	\$ -	\$ -	\$ -	\$ -
l. Pledged collateral to FHLB (including assets backing funding agreements)	\$ 463,438,367	\$ -	\$ -	\$ -	\$ 463,438,367	\$ 369,025,712	\$ 94,412,655
m. Pledged as collateral not captured in other categories	\$ -	\$ -	\$ -	\$ -	\$ -	\$ -	\$ -
n. Other restricted assets	\$ -	\$ -	\$ -	\$ -	\$ -	\$ -	\$ -
o. Total Restricted Assets (Sum of a through n)	\$ 551,520,035	\$ -	\$ -	\$ -	\$ 551,520,035	\$ 426,853,948	\$ 124,666,087

- (a) Subset of Column 1
- (b) Subset of Column 3

NOTES TO FINANCIAL STATEMENTS

Restricted Asset Category	Current Year			
	8 Total Non-admitted Restricted	9 Total Admitted Restricted (5 minus 8)	Percentage	
			10 Gross (Admitted & Non-admitted) Restricted to Total Assets (c)	11 Admitted Restricted to Total Admitted Assets (d)
a. Subject to contractual obligation for which liability is not shown	\$ -	\$ -	0.000%	0.000%
b. Collateral held under security lending agreements	\$ -	\$66,539,878	1.987%	2.015%
c. Subject to repurchase agreements	\$ -	\$ -	0.000%	0.000%
d. Subject to reverse repurchase agreements	\$ -	\$ -	0.000%	0.000%
e. Subject to dollar repurchase agreements	\$ -	\$ -	0.000%	0.000%
f. Subject to dollar reverse repurchase agreements	\$ -	\$ -	0.000%	0.000%
g. Placed under option contracts	\$ -	\$ -	0.000%	0.000%
h. Letter stock or securities restricted as to sale - excluding FHLB capital stock	\$ -	\$ -	0.000%	0.000%
i. FHLB capital stock	\$ -	\$18,075,100	0.540%	0.547%
j. On deposit with states	\$ -	\$ 3,466,690	0.104%	0.105%
k. On deposit with other regulatory bodies	\$ -	\$ -	0.000%	0.000%
l. Pledged collateral to FHLB (including assets backing funding agreements)	\$ -	\$ 463,438,367	13.840%	14.035%
m. Pledged as collateral not captured in other categories	\$ -	\$ -	0.000%	0.000%
n. Other restricted assets	\$ -	\$ -	0.000%	0.000%
o. Total Restricted Assets (Sum of a through n)	\$ -	\$ 551,520,035	16.471%	16.702%

(c) Column 5 divided by Asset Page, Column 1, Line 28

(d) Column 9 divided by Asset Page, Column 3, Line 28

- Detail of Assets Pledged as Collateral Not Captured in Other Categories (Contracts That Share Similar Characteristics, Such as Reinsurance and Derivatives, Are Reported in the Aggregate) - NONE
- Detail of Other Restricted Assets (Contracts That Share Similar Characteristics, Such as Reinsurance and Derivatives, Are Reported in the Aggregate) - NONE
- Collateral Received and Reflected as Assets Within the Reporting Entity's Financial Statements

Collateral Assets	1 Book/Adjusted Carrying Value (BACV)	2 Fair Value	3 % of BACV to Total Assets (Admitted and Nonadmitted)*	4 % of BACV to Total Admitted Assets **
General Account:				
a. Cash, Cash Equivalents and Short-Term Investments	\$ -	\$ -	0.000%	0.000%
b. Schedule D, Part 1	\$ 128,643,814	\$ 126,116,887	4.2%	4.244%
c. Schedule D, Part 2, Section 1	\$ -	\$ -	0.000%	0.000%
d. Schedule D, Part 2, Section 2	\$ 18,075,100	\$ 18,075,100	0.587%	0.596%
e. Schedule B	\$ 334,794,553	\$ 313,096,410	10.880%	11.046%
f. Schedule A	\$ -	\$ -	0.000%	0.000%
g. Schedule BA, Part 1	\$ -	\$ -	0.000%	0.000%
h. Schedule DL, Part 1	\$ 66,539,878	\$ 66,538,283	2.162%	2.195%
i. Other	\$ 3,466,690	\$ 3,122,999	0.113%	0.114%
j. Total Collateral Assets (a+b+c+d+e+f+g+h+i)	\$ 551,520,035	\$ 526,949,679	17.923%	18.197%
Separate Account:				
k. Cash, Cash Equivalents and Short-Term Investments	\$ -	\$ -	0.000%	0.000%
l. Schedule D, Part 1	\$ -	\$ -	0.000%	0.000%
m. Schedule D, Part 2, Section 1	\$ -	\$ -	0.000%	0.000%
n. Schedule D, Part 2, Section 2	\$ -	\$ -	0.000%	0.000%
o. Schedule B	\$ -	\$ -	0.000%	0.000%
p. Schedule A	\$ -	\$ -	0.000%	0.000%
q. Schedule BA, Part 1	\$ -	\$ -	0.000%	0.000%
r. Schedule DL, Part 1	\$ -	\$ -	0.000%	0.000%
s. Other	\$ -	\$ -	0.000%	0.000%
t. Total Collateral Assets (k+l+m+n+o+p+q+r+s)	\$ -	\$ -	0.000%	0.000%

* j = Column 1 divided by Asset Page, Line 26 (Column 1)

t = Column 1 divided by Asset Page, Line 27 (Column 1)

**j = Column 1 divided by Asset Page, Line 26 (Column 3)

t = Column 1 divided by Asset Page, Line 27 (Column 3)

	1 Amount	2 % of Liability to Total Liabilities *
u. Recognized Obligation to Return Collateral Asset (General Account)	\$ -	0.000%
v. Recognized Obligation to Return Collateral Asset (Separate Account)	\$ -	0.000%

* u = Column 1 divided by Liability Page, Line 26 (Column 1)

v = Column 1 divided by Liability Page, Line 27 (Column 1)

- Working Capital Finance Investments - NONE
- Offsetting and Netting of Assets and Liabilities - NONE
- 5GI Securities - NONE

NOTES TO FINANCIAL STATEMENTS

P. Short Sales - NONE

Q. Prepayment Penalty and Acceleration Fees

	General Account	Separate Account
1. Number of CUSIPs	6	0
2. Aggregate Amount of Investment Income	\$ (536,242)	\$ -

R. Reporting Entity's Share of Cash Pool by Asset Type - Not Applicable

NOTE 6 Joint Ventures, Partnerships and Limited Liability Companies

A. Investments in Joint Ventures, Partnerships and Limited Liability Companies that Exceed 10% of Ownership - NONE

B. Investments in Impaired Joint Ventures, Partnerships and Limited Liability Companies - NONE

NOTE 7 Investment Income

A. The bases, by category of investment income, for excluding (nonadmitting) any investment income due and accrued: Bonds - where collection of interest is uncertain, are placed on non-accrual status.

Due and accrued income was excluded from surplus on the following basis: all investment income due and accrued on bonds in default as to principal or interest.

B. The total amount excluded:
\$0

C. The gross, nonadmitted and admitted amounts for interest income due and accrued.

	Amount
Interest Income Due and Accrued	
1. Gross	\$ 19,888,722
2. Nonadmitted	\$ -
3. Admitted	\$ 19,888,722

D. The aggregate deferred interest - NONE

E. The cumulative amounts of paid-in-kind (PIK) interest included in the current principal balance.

	Amount
Cumulative amounts of PIK interest included in the current principal balance	\$ 45,819

NOTE 8 Derivative Instruments

A. Derivatives under SSAP No. 86—Derivatives

(1) Market Risk, Credit Risk and Cash Requirements

As of December 31, 2023, the Company holds over-the-counter equity call options in order to hedge the exposure of its Index Universal Life product. The Company has managed its counterparty credit exposure by diversifying the exposure among several counterparties and fully collateralizing the trades, as specified in its ISDA agreements. The call options have been entered into with counterparties that have a credit rating of A-/A3 or higher.

(2) Objectives for Derivative Use

The objective of the Company's use of calls options is to hedge against a decline in the equity and currency markets. These instruments are employed as fair value hedges against the Company's obligations. The primary Company obligation is a guaranty of the investment portfolios held by policyholders.

(3) Accounting Policies for Recognition and Measurement

Options are accounted for at fair value with the changes in fair value recorded as unrealized gains or unrealized losses. Upon termination of a derivative or foreign currency holding, the gain or loss shall be recognized in income.

(4) Identification of Whether Derivative Contracts with Financing Premiums - NONE

(5) Net Gain or Loss Recognized

The Company had net unrealized gains of \$1,719,616 as of December 31, 2023.

(6) Net Gain or Loss Recognized from Derivatives that no Longer Qualify for Hedge Accounting - NONE

(7) Derivatives Accounted for as Cash Flow Hedges - NONE

(8) Total Premium Costs for Contracts - NONE

(9) Total Aggregate Excluded Components - NONE

B. Derivatives under SSAP No. 108—Derivative Hedging Variable Annuity Guarantees - NONE

NOTE 9 Income Taxes

A. The components of the net deferred tax asset/(liability) at the end of current period are as follows:

1. Components of Net Deferred Tax Asset/(Liability)

	As of End of Current Period			12/31/2022			Change		
	(1)	(2)	(3)	(4)	(5)	(6)	(7)	(8)	(9)
	Ordinary	Capital	(Col. 1 + 2) Total	Ordinary	Capital	(Col. 4 + 5) Total	(Col. 1 - 4) Ordinary	(Col. 2 - 5) Capital	(Col. 7 + 8) Total
(a) Gross Deferred Tax Assets	\$105,707,923	\$ 624,453	\$106,332,376	\$97,410,212	\$ 905,413	\$98,315,625	\$ 8,297,711	\$ (280,960)	\$ 8,016,751
(b) Statutory Valuation Allowance Adjustment	\$ 41,104	\$ -	\$ 41,104	\$ 53,992	\$ -	\$ 53,992	\$ (12,888)	\$ -	\$ (12,888)
(c) Adjusted Gross Deferred Tax Assets (1a - 1b)	\$105,666,819	\$ 624,453	\$106,291,272	\$97,356,220	\$ 905,413	\$98,261,633	\$ 8,310,599	\$ (280,960)	\$ 8,029,639
(d) Deferred Tax Assets Nonadmitted	\$46,372,925	\$ -	\$46,372,925	\$42,887,922	\$ 116,608	\$43,004,530	\$ 3,485,003	\$ (116,608)	\$ 3,368,395
(e) Subtotal Net Admitted Deferred Tax Asset (1c - 1d)	\$59,293,894	\$ 624,453	\$59,918,347	\$54,468,298	\$ 788,805	\$55,257,103	\$ 4,825,596	\$ (164,352)	\$ 4,661,244
(f) Deferred Tax Liabilities	\$27,694,562	\$ 1,244,391	\$28,938,953	\$25,249,144	\$ 788,805	\$26,037,949	\$ 2,445,418	\$ 455,586	\$ 2,901,004
(g) Net Admitted Deferred Tax Asset/(Net Deferred Tax Liability) (1e - 1f)	\$31,599,332	\$ (619,938)	\$30,979,394	\$29,219,154	\$ -	\$29,219,154	\$ 2,380,178	\$ (619,938)	\$ 1,760,240

NOTES TO FINANCIAL STATEMENTS

2. Admission Calculation Components SSAP No. 101

	As of End of Current Period			12/31/2022			Change		
	(1) Ordinary	(2) Capital	(3) (Col. 1 + 2) Total	(4) Ordinary	(5) Capital	(6) (Col. 4 + 5) Total	(7) (Col. 1 - 4) Ordinary	(8) (Col. 2 - 5) Capital	(9) (Col. 7 + 8) Total
Admission Calculation Components SSAP No. 101									
(a) Federal Income Taxes Paid In Prior Years Recoverable Through Loss Carrybacks	\$ -	\$ -	\$ -	\$ -	\$ -	\$ -	\$ -	\$ -	\$ -
(b) Adjusted Gross Deferred Tax Assets Expected To Be Realized (Excluding The Amount Of Deferred Tax Assets From 2(a) above) After Application of the Threshold Limitation. (The Lesser of 2(b)1 and 2(b)2 Below)	\$30,979,394	\$ -	\$30,979,394	\$29,219,154	\$ -	\$29,219,154	\$ 1,760,240	\$ -	\$ 1,760,240
1. Adjusted Gross Deferred Tax Assets Expected to be Realized Following the Balance Sheet Date.	\$30,979,394	\$ -	\$30,979,394	\$29,219,154	\$ -	\$29,219,154	\$ 1,760,240	\$ -	\$ 1,760,240
2. Adjusted Gross Deferred Tax Assets Allowed per Limitation Threshold.	XXX	XXX	\$33,856,873	XXX	XXX	\$31,277,705	XXX	XXX	\$ 2,579,168
(c) Adjusted Gross Deferred Tax Assets (Excluding The Amount Of Deferred Tax Assets From 2(a) and 2(b) above) Offset by Gross Deferred Tax Liabilities.	\$28,314,500	\$ 624,453	\$28,938,953	\$25,249,144	\$ 788,805	\$26,037,949	\$ 3,065,356	\$ (164,352)	\$ 2,901,004
(d) Deferred Tax Assets Admitted as the result of application of SSAP No. 101. Total (2(a) + 2(b) + 2(c))	\$59,293,894	\$ 624,453	\$59,918,347	\$54,468,298	\$ 788,805	\$55,257,103	\$ 4,825,596	\$ (164,352)	\$ 4,661,244

3. Other Admissibility Criteria

	2023	2022
a. Ratio Percentage Used To Determine Recovery Period And Threshold Limitation Amount.	669.600%	616.100%
b. Amount Of Adjusted Capital And Surplus Used To Determine Recovery Period And Threshold Limitation In 2(b)2 Above.	\$ 249,773,662	\$ 227,667,578

4. Impact of Tax Planning Strategies

(a) Determination of adjusted gross deferred tax assets and net admitted deferred tax assets, by tax character as a percentage.

	As of End of Current Period		12/31/2022		Change	
	(1) Ordinary	(2) Capital	(3) Ordinary	(4) Capital	(5) (Col. 1 - 3) Ordinary	(6) (Col. 2 - 4) Capital
Impact of Tax Planning Strategies:						
(a) Determination of adjusted gross deferred tax assets and net admitted deferred tax assets, by tax character as a percentage.						
1. Adjusted Gross DTAs amount from Note 9A1(c)	\$ 105,666,819	\$ 624,453	\$ 97,356,220	\$ 905,413	\$ 8,310,599	\$ (280,960)
2. Percentage of adjusted gross DTAs by tax character attributable to the impact of tax planning strategies	0.000%	0.600%	0.000%	0.000%	0.000%	0.600%
3. Net Admitted Adjusted Gross DTAs amount from Note 9A1(e)	\$ 59,293,894	\$ 624,453	\$ 54,468,298	\$ 788,805	\$ 4,825,596	\$ (164,352)
4. Percentage of net admitted adjusted gross DTAs by tax character admitted because of the impact of tax planning strategies	0.000%	0.000%	0.000%	0.000%	0.000%	0.000%

b. Do the Company's tax-planning strategies include the use of reinsurance? Yes No

B. Deferred Tax Liabilities Not Recognized

1. The types of temporary differences for which a DTL has not been recognized and the types of events that would cause those temporary differences to become taxable are:

There are no temporary differences for which deferred tax liabilities are not recognized.

2. The cumulative amount of each type of temporary difference is:

Not Applicable

3. The amount of the unrecognized DTL for temporary difference related to investments in foreign subsidiaries and foreign corporate joint ventures that are essentially permanent in duration, if determination of that liability is practicable, or a statement that determination is not practicable are:

Not Applicable

4. The amount of the DTL for temporary differences other than those in items (3) above that is not recognized is:

Not Applicable

NOTES TO FINANCIAL STATEMENTS

C. Current income taxes incurred consist of the following major components:

	(1) As of End of Current Period	(2) 12/31/2022	(3) (Col. 1 - 2) Change
1. Current Income Tax			
(a) Federal	\$ 9,286,200	\$ (348,023)	\$ 9,634,223
(b) Foreign	\$ -	\$ -	\$ -
(c) Subtotal (1a+1b)	\$ 9,286,200	\$ (348,023)	\$ 9,634,223
(d) Federal income tax on net capital gains	\$ (1,300,887)	\$ 335,319	\$ (1,636,206)
(e) Utilization of capital loss carry-forwards	\$ -	\$ -	\$ -
(f) Other	\$ -	\$ -	\$ -
(g) Federal and foreign income taxes incurred (1c+1d+1e+1f)	\$ 7,985,313	\$ (12,704)	\$ 7,998,017
2. Deferred Tax Assets:			
(a) Ordinary:			
(1) Discounting of unpaid losses	\$ -	\$ -	\$ -
(2) Unearned premium reserve	\$ 359,157	\$ 351,584	\$ 7,573
(3) Policyholder reserves	\$ 44,764,469	\$ 39,265,876	\$ 5,498,593
(4) Investments	\$ -	\$ 350,991	\$ (350,991)
(5) Deferred acquisition costs	\$ 53,854,979	\$ 48,164,847	\$ 5,690,132
(6) Policyholder dividends accrual	\$ -	\$ -	\$ -
(7) Fixed assets	\$ -	\$ -	\$ -
(8) Compensation and benefits accrual	\$ -	\$ -	\$ -
(9) Pension accrual	\$ -	\$ -	\$ -
(10) Receivables - nonadmitted	\$ -	\$ -	\$ -
(11) Net operating loss carry-forward	\$ -	\$ -	\$ -
(12) Tax credit carry-forward	\$ 82,014	\$ 150,932	\$ (68,918)
(13) Other	\$ 6,647,304	\$ 9,125,982	\$ (2,478,678)
Section 807(f) adjustment	\$ 3,555,727	\$ 4,748,917	\$ (981,318)
Policyholder reserves - tax reform transition	\$ 2,192,046	\$ 3,288,069	\$ (1,096,023)
(99) Subtotal	\$ 105,707,923	\$ 97,410,212	\$ 8,297,711
(b) Statutory valuation allowance adjustment	\$ 41,104	\$ 53,992	\$ (12,888)
(c) Nonadmitted	\$ 46,372,925	\$ 42,887,922	\$ 3,485,003
(d) Admitted ordinary deferred tax assets (2a99 - 2b - 2c)	\$ 59,293,894	\$ 54,468,298	\$ 4,825,596
(e) Capital:			
(1) Investments	\$ 186,740	\$ 738,111	\$ (551,371)
(2) Net capital loss carry-forward	\$ 437,713	\$ 167,302	\$ 270,411
(3) Real estate	\$ -	\$ -	\$ -
(4) Other	\$ -	\$ -	\$ -
(99) Subtotal (2e1+2e2+2e3+2e4)	\$ 624,453	\$ 905,413	\$ (280,960)
(f) Statutory valuation allowance adjustment	\$ -	\$ -	\$ -
(g) Nonadmitted	\$ -	\$ 116,608	\$ (116,608)
(h) Admitted capital deferred tax assets (2e99 - 2f - 2g)	\$ 624,453	\$ 788,805	\$ (164,352)
(i) Admitted deferred tax assets (2d + 2h)	\$ 59,918,347	\$ 55,257,103	\$ 4,661,244
3. Deferred Tax Liabilities:			
(a) Ordinary:			
(1) Investments	\$ 235,615	\$ -	\$ 235,615
(2) Fixed assets	\$ -	\$ -	\$ -
(3) Deferred and uncollected premium	\$ 24,309,393	\$ 25,249,144	\$ (939,751)
(4) Policyholder reserves	\$ -	\$ -	\$ -
(5) Other	\$ 3,149,554	\$ -	\$ 3,149,554
Section 807(f) adjustment	\$ 3,149,554	\$ -	\$ (743,967)
(99) Subtotal	\$ 27,694,562	\$ 25,249,144	\$ 2,445,418
(b) Capital:			
(1) Investments	\$ 495,108	\$ -	\$ 495,108
(2) Real estate	\$ 749,283	\$ 788,805	\$ (39,522)
(3) Other	\$ -	\$ -	\$ -
(99) Subtotal (3b1+3b2+3b3)	\$ 1,244,391	\$ 788,805	\$ 455,586
(c) Deferred tax liabilities (3a99 + 3b99)	\$ 28,938,953	\$ 26,037,949	\$ 2,901,004
4. Net deferred tax assets/liabilities (2i - 3c)	\$ 30,979,394	\$ 29,219,154	\$ 1,760,240

The Inflation Reduction Act created the corporate alternative minimum tax ("CAMT"), which imposes a 15% minimum tax on the adjusted financial statement income (AFSI) of large corporations for taxable years beginning after December 31, 2022. The Company is not subject to CAMT in 2023.

D. Reconciliation of Federal Income Tax Rate to Actual Effective Rate Among the more significant book to tax adjustments were the following:

Permanent Differences:	Amount	Effective Tax Rate (%)
Provision computed at statutory rate	\$ 9,637,549	21.00%
Proration of tax exempt investment income	\$ 33,617	0.07%
Amortization of interest maintenance reserve	\$ (1,257,124)	-2.74%
Tax exempt income deduction	\$ (112,056)	-0.24%
Dividends received deduction	\$ (122,399)	-0.27%
Corporate owned life insurance	\$ -	0.00%
Surplus adjustment for reinsurance	\$ (3,954,724)	-8.62%
Lobbying expenses disallowed	\$ -	0.00%
Cost allocation under IRC 482	\$ (1,732,957)	-3.78%
Change in nonadmitted assets	\$ -	0.00%
Statutory valuation allowance adjustment	\$ -	0.00%
Accrual adjustment - prior year	\$ -	0.00%
Other	\$ (291,784)	-0.60%
Totals	\$ 2,200,122	4.79%
Federal and foreign income taxes incurred	\$ 9,286,200	0.00%
Realized capital gains (losses) tax	\$ (1,300,887)	0.00%
Change in net deferred income taxes	\$ (5,785,191)	0.00%
Total statutory income taxes	\$ 2,200,122	0.00%

NOTES TO FINANCIAL STATEMENTS

E. Operating Loss Carry Forwards and Income Taxes Available for Recoupment

1. The amounts, origination dates and expiration dates of operating loss and tax credit carry forwards available for tax purposes:

Description (Operating Loss or Tax Credit Carry Forward)	Amounts	Origination Dates	Expiration Dates	
Capital loss carryforward	\$ 796,678	December 31, 2022	December 31, 2027	
Capital loss carryforward	\$ 1,287,669	December 31, 2023	December 31, 2028	
Capital loss carryforward - total	\$ 2,084,347			
Foreign tax credit carryforward	\$ 7,474	December 31, 2020	December 31, 2030	
Foreign tax credit carryforward	\$ -	December 31, 2021	December 31, 2031	
Foreign tax credit carryforward	\$ 33,630	December 31, 2022	December 31, 2032	
Foreign tax credit carryforward	\$ 40,910	December 31, 2023	December 31, 2033	
Foreign tax credit carryforward - total	\$ 82,014			

2. The following is income tax expense for current year and proceeding years that is available for recoupment in the event of future net losses - NONE

3. The Company's aggregate amount of deposits admitted under Section 6603 of the Internal Revenue Service Code
\$0

F. Consolidated Federal Income Tax Return

1. The Company's federal income tax return is consolidated with the following entities:

Constellation Insurance Holdings, Inc.
Constellation Insurance, Inc.
ONTech, LLC
Princeton Captive Re, Inc.
Augustar Life Insurance Company
National Security Life and Annuity Company
Kenwood Re, Inc.
Montgomery Re, Inc.
Camargo Re Captive, Inc.
O.N. Equity Sales Company
O.N. Investment Management Company
Augustar Distributors, Inc.
Ohio National Investments, Inc.
Ohio National Insurance Agency, Inc. (Ohio)
Sycamore Re, Ltd.
ON Foreign Holdings, LLC
Financial Way Realty, Inc.
Augustar Lending LLC

2. The manner in which the Board of Directors sets forth for allocating the consolidated federal income tax:

The method of allocation between the companies is subject to written agreement. Allocations are based upon separate return calculations with current credit for net losses calculated on a combined basis.

G. Federal or Foreign Federal Income Tax Loss Contingencies:

The Company has no tax loss contingencies for which it is reasonably possible that the total liability will significantly increase within twelve months of the reporting.

H. Repatriation Transition Tax (RTT) - Not Applicable

I. Alternative Minimum Tax (AMT) Credit - Not Applicable

NOTE 10 Information Concerning Parent, Subsidiaries, Affiliates and Other Related Parties

A. Nature of the Relationship Involved

The Company participates in reinsurance transactions with its parent, AuguStar Life Insurance Company (ALIC), formerly The Ohio National Life Insurance Company disclosed in Part G. The Company also has a shared services agreement with ALIC, disclosed in Part E.

B. Transactions

During 2023 and 2022, the Company paid dividends to its parent, ALIC, totaling \$0 and \$20,000,000, respectively.

On March 22, 2021, the Board of Directors of Ohio National Mutual Holdings, Inc. (ONMH) unanimously approved an agreement with Constellation Insurance, LP (Constellation), whereby Constellation would acquire ONMH. On March 31, 2022, ONMH demutualized, converted to a stock company, changed its name to Ohio National Holdings, Inc. (ONHI) and is owned directly by ONLH Holdings LP (ONLP). ONLP is an insurance holding company under the control of Constellation. Constellation is ultimately backed by Caisse de dépôt et placement du Québec (CDPQ) and Ontario Teachers' Pension Plan Board (Ontario Teachers), two of the world's largest, premier, long-term institutional investors. In November of 2022, ONHI changed its name to Constellation Insurance Holdings, Inc. (CIHI) and Ohio National Financial Services, Inc. (ONFS) changed its name to Constellation Insurance, Inc. (CII).

C. Transactions with related party who are not reported on Schedule Y - NONE

D. Amounts Due From or To Related Parties

The Company had a "Receivable from parent, subsidiaries and affiliates" of \$14,867,554 and \$30,058,141, as of December 31, 2023 and December 31, 2022, respectively. The Company had a "Payable to parent, subsidiaries and affiliates" of \$5,860,559 and \$4,039,308 as of December 31, 2023 and 2022, respectively. The terms of settlement require those amounts to be settled within 30 days.

E. Material Management or Service Contracts and Cost-Sharing Arrangements

The Company has an agreement to receive services for personnel, EDP equipment, and supplies from ALIC. This agreement was approved by the Ohio Department of Insurance. The terms call for a cash settlement at least quarterly. The Company had a payable of \$3,739,198 and \$761,729 to ALIC as of December 31, 2023 and December 31, 2022, respectively. Charges for all services totaled \$59,376,806 and \$55,983,845 for the years ended 2023 and 2022, respectively.

The Company is a party to an agreement with CIHI and most of its direct and indirect subsidiaries whereby ALIC shall maintain a cash pooling agreement. It is ALIC's duty to maintain sufficient funds to meet the reasonable needs of each party on demand. ALIC must account for the balances of each party daily. Such funds are deemed to be held in escrow by ALIC for the other parties (e.g. the Company). Settlement is made daily for each party's needs from or to the cash pooling agreement. It is ALIC's duty to invest excess funds in an interest bearing account and/or short term highly liquid investments. ALIC will credit interest monthly at the average interest earned for positive cash balances during the period or charge interest on any negative balances. Interest credited for years ended December 31, 2023 and December 31, 2022 was \$1,292,967 and \$0, respectively. The parties agree to indemnify one another for any losses of any nature relating to a party's breach of its duties under the terms of the agreement. At December 31, 2023 and December 31, 2022, the Company had \$12,604,596 and \$24,677,974 respectively, in the cash pooling agreement. This amount was included in total assets, Page 2, Line 23.

NOTES TO FINANCIAL STATEMENTS

F. Guarantees or Undertakings - NONE

G. Nature of the Control Relationship
The Company is a wholly owned subsidiary of ALIC.

Effective December 31, 2018, the Company amended its 100% coinsurance reinsurance agreement with Camargo Re Captive, Inc. (CMGO), an affiliate that covers newly issued Term policies in 2018-2019. CMGO is special purpose financial captive and an authorized reinsurer in the State of Ohio. CMGO maintains a trust for the benefit of the Company and also maintains other security in order for the Company to claim reserve credit for the ceded reserves. As of January 1, 2020, the Company is no longer ceding new business to CMGO. As of December 31, 2023, the Company had the following reserves and security related to CMGO and the Company.

Affiliated captive assuming company	Type of agreement	Agreement effective date	Required statutory reserves	Required primary security	PSL assets held	PSL assets held less required reserves	OS assets held	Surplus / (Shortfall)
CMGO	XXX(AG48)	12/31/2018	\$383,337,071	\$188,441,682	\$233,258,530	\$(150,078,541)	\$194,857,640	\$44,779,099

H. Amount Deducted from the Value of Upstream Intermediate Entity or Ultimate Parent Owned - Not Applicable

I. Investments in SCA that Exceed 10% of Admitted Assets - Not Applicable

J. Investments in Impaired SCAs - Not Applicable

K. Investment in Foreign Insurance Subsidiary - Not Applicable

L. Investment in Downstream Noninsurance Holding Company - Not Applicable

M. All SCA Investments - Not Applicable

N. Investment in Insurance SCAs - Not Applicable

O. SCA or SSAP 48 Entity Loss Tracking - Not Applicable

NOTE 11 Debt

A. Debt Including Capital Notes

As of December 31, 2023 and December 31, 2022, the Company had access to \$1,500,000,000 in credit facilities. As of December 31, 2023 and December 31, 2022, the Company had no outstanding borrowings against the facilities. Total interest and fees paid in 2023 and 2022 were \$0.

B. FHLB (Federal Home Loan Bank) Agreements

(1) Information on the Nature of the Agreement

The Company is a member of the Federal Home Loan Bank (FHLB) of Cincinnati. Through its membership, and by purchasing FHLB stock, the Company can enter into deposit contracts. The Company had outstanding deposit contracts of \$350,000,000 as of December 31, 2023 and \$280,000,000 as of December 31, 2022. The table below indicates the amount of FHLB of Cincinnati stock purchased, collateral pledged, and additional funding capacity available related to the agreement with FHLB of Cincinnati.

(2) FHLB Capital Stock

a. Aggregate Totals

	1 Total 2+3	2 General Account	3 Separate Accounts
1. Current Year			
(a) Membership Stock - Class A	\$ -	\$ -	\$ -
(b) Membership Stock - Class B	\$ 2,525,099	\$ 2,525,099	\$ -
(c) Activity Stock	\$ 15,550,000	\$ 15,550,000	\$ -
(d) Excess Stock	\$ -	\$ -	\$ -
(e) Aggregate Total (a+b+c+d)	\$ 18,075,099	\$ 18,075,099	\$ -
(f) Actual or estimated Borrowing Capacity as Determined by the Insurer	\$ 350,000,018	XXX	XXX
2. Prior Year-end			
(a) Membership Stock - Class A	\$ -	\$ -	\$ -
(b) Membership Stock - Class B	\$ 2,545,104	\$ 2,545,104	\$ -
(c) Activity Stock	\$ 12,175,000	\$ 12,175,000	\$ -
(d) Excess Stock	\$ -	\$ -	\$ -
(e) Aggregate Total (a+b+c+d)	\$ 14,720,104	\$ 14,720,104	\$ -
(f) Actual or estimated Borrowing Capacity as Determined by the Insurer	\$ 280,002,127	XXX	XXX

11B(2)a1(f) should be equal to or greater than 11B(4)a1(d)

11B(2)a2(f) should be equal to or greater than 11B(4)a2(d)

b. Membership Stock (Class A and B) Eligible and Not Eligible for Redemption

	1 Current Year Total (2+3+4+5+6)	2 Not Eligible for Redemption	Eligible for Redemption			
			3 Less Than 6 Months	4 6 Months to Less Than 1 Year	5 1 to Less Than 3 Years	6 3 to 5 Years
Membership Stock						
1. Class A	\$ -	\$ -	\$ -	\$ -	\$ -	\$ -
2. Class B	\$ 2,525,099	\$ 2,525,099	\$ -	\$ -	\$ -	\$ -

11B(2)b1 Current Year Total (Column 1) should equal 11B(2)a1(a) Total (Column 1)

11B(2)b2 Current Year Total (Column 1) should equal 11B(2)a1(b) Total (Column 1)

NOTES TO FINANCIAL STATEMENTS

(3) Collateral Pledged to FHLB

a. Amount Pledged as of Reporting Date

	1	2	3
	Fair Value	Carrying Value	Aggregate Total Borrowing
1. Current Year Total General and Separate Accounts Total Collateral Pledged (Lines 2+3)	\$ 439,213,297	\$ 463,438,367	\$ 350,000,000
2. Current Year General Account Total Collateral Pledged	\$ 439,213,297	\$ 463,438,367	\$ 350,000,000
3. Current Year Separate Accounts Total Collateral Pledged	\$ -	\$ -	\$ -
4. Prior Year-end Total General and Separate Accounts Total Collateral Pledged	\$ 340,243,993	\$ 369,025,712	\$ 280,000,000

11B(3)a1 (Columns 1, 2 and 3) should be equal to or less than 11B(3)b1 (Columns 1, 2 and 3 respectively)

11B(3)a2 (Columns 1, 2 and 3) should be equal to or less than 11B(3)b2 (Columns 1, 2 and 3 respectively)

11B(3)a3 (Columns 1, 2 and 3) should be equal to or less than 11B(3)b3 (Columns 1, 2 and 3 respectively)

11B(3)a4 (Columns 1, 2 and 3) should be equal to or less than 11B(3)b4 (Columns 1, 2 and 3 respectively)

b. Maximum Amount Pledged During Reporting Period

	1	2	3
	Fair Value	Carrying Value	Amount Borrowed at Time of Maximum Collateral
1. Current Year Total General and Separate Accounts Maximum Collateral Pledged (Lines 2+3)	\$ 439,213,297	\$ 463,438,367	\$ 350,000,000
2. Current Year General Account Maximum Collateral Pledged	\$ 439,213,297	\$ 463,438,367	\$ 350,000,000
3. Current Year Separate Accounts Maximum Collateral Pledged	\$ -	\$ -	\$ -
4. Prior Year-end Total General and Separate Accounts Maximum Collateral Pledged	\$ 340,243,993	\$ 369,025,712	\$ 280,000,000

(4) Borrowing from FHLB

a. Amount as of Reporting Date

	1	2	3	4
	Total 2+3	General Account	Separate Accounts	Funding Agreements Reserves Established
1. Current Year				
(a) Debt	\$ -	\$ -	\$ -	XXX
(b) Funding Agreements	\$ 350,000,000	\$ 350,000,000	\$ -	\$ 350,000,000
(c) Other	\$ -	\$ -	\$ -	XXX
(d) Aggregate Total (a+b+c)	\$ 350,000,000	\$ 350,000,000	\$ -	\$ 350,000,000
2. Prior Year end				
(a) Debt	\$ -	\$ -	\$ -	XXX
(b) Funding Agreements	\$ 280,000,000	\$ 280,000,000	\$ -	\$ 280,000,000
(c) Other	\$ -	\$ -	\$ -	XXX
(d) Aggregate Total (a+b+c)	\$ 280,000,000	\$ 280,000,000	\$ -	\$ 280,000,000

b. Maximum Amount During Reporting Period (Current Year)

	1	2	3
	Total 2+3	General Account	Separate Accounts
1. Debt	\$ -	\$ -	\$ -
2. Funding Agreements	\$ 350,000,000	\$ 350,000,000	\$ -
3. Other	\$ -	\$ -	\$ -
4. Aggregate Total (1+2+3)	\$ 350,000,000	\$ 350,000,000	\$ -

11B(4)b4 (Columns 1, 2 and 3) should be equal to or greater than 11B(4)a1(d) (Columns 1, 2 and 3 respectively)

c. FHLB - Prepayment Obligations

	Does the company have prepayment obligations under the following arrangements (YES/NO)?
1. Debt	No
2. Funding Agreements	No
3. Other	No

NOTE 12 Retirement Plans, Deferred Compensation, Postemployment Benefits and Compensated Absences and Other Postretirement Benefit Plans

The Company uses the personnel of its parent and has no deferred compensation or retirement plans.

NOTE 13 Capital and Surplus, Dividend Restrictions and Quasi-Reorganizations

A. Number of Share and Par or State Value of Each Class

The Company has 10,000 shares authorized, 3,200 shares issued, and 3,200 outstanding. All shares are Class A shares with a \$3,000 per share par value.

B. Dividend Rate, Liquidation Value and Redemption Schedule of Preferred Stock Issues

The Company has no preferred stock outstanding.

C. Dividend Restrictions

The payment of dividends by the Company to ALIC, is limited by Ohio insurance Laws. The maximum dividend that may be paid without prior approval of the Director of Insurance is limited to the greater of statutory net income of the preceding calendar year or 10% of statutory earned surplus as of the preceding December 31. Therefore, the maximum dividend that may be paid in 2024 without prior approval is approximately \$37,554,987.

NOTES TO FINANCIAL STATEMENTS

- D. Dates and Amounts of Dividends Paid
Dividends in the amount of \$0 and \$20,000,000 were paid by the Company in 2023 and 2022, respectively.
- E. Profits that may be Paid as Ordinary Dividends to Stockholders
Within the limitation of (3) above, there are no restrictions placed on the portion of Company profits that may be paid as ordinary dividends to stockholders.
- F. Restrictions Placed on Unassigned Funds (Surplus)
The Company has no restrictions on unassigned surplus funds.
- G. Amount of Advances to Surplus not Repaid
The Company has no mutual surplus advances.
- H. Amount of Stock Held for Special Purposes
The Company held no stock for special purposes.
- I. Reasons for Changes in Balance of Special Surplus Funds from Prior Period
There are no special surplus funds.
- J. The portion of unassigned funds (surplus) represented or reduced by cumulative unrealized gains and losses is \$ 1,694,208
- K. The Company issued the following surplus debentures or similar obligations:
The Company does not have surplus notes.
- L. The impact of any restatement due to prior quasi-reorganizations is as follows:
The Company has not restated surplus due to a quasi-reorganization.
- M. Effective Date of Quasi-Reorganization for a Period of Ten Years Following Reorganization
The Company did not have a quasi-reorganization.

NOTE 14 Liabilities, Contingencies and Assessments

- A. Contingent Commitments
- (1) Total SSAP No. 97, Investments in Subsidiary, Controlled and Affiliated Entities, A Replacement of SSAP No. 88, and SSAP No. 48, Joint Ventures, Partnerships and Limited Liability Company contingent liabilities: \$0.
- (2) Detail of other contingent commitments
The Company has committed to fund mortgage loans and bonds in the amount of \$0.
- The Company is an investor in limited partnerships and a limited liability corporation. The Company has committed \$85,000,000 and funded \$40,423,364 to these investments.
- (3) Guarantee Obligations - NONE
- B. Assessments
- (1) Assessments Where Amount in Known or Unknown
The Company received no notifications of insolvency during the year that impacted the financial statements.
- (2) a. Assets recognized from paid and accrued premium tax offsets and policy surcharges prior year-end \$ 1,612,774
- b. Decreases current year:
Premium tax offset applied \$ 64,472
- c. Increases current year:
Increase in accrued fund assessments \$ 276,163
- d. Assets recognized from paid and accrued premium tax offsets and policy surcharges current year-end \$ 1,824,465
- (3) Guaranty Fund Liabilities and Assets Related to Assessment from Insolvencies for Long-Term Care Contracts - NONE
- C. Gain Contingencies - NONE
- D. Claims related extra contractual obligations and bad faith losses stemming from lawsuits - NONE
- E. Joint and Several Liabilities - NONE
- F. All Other Contingencies
The Company has no assets that it considers to be impaired.

NOTE 15 Leases - NONE

NOTES TO FINANCIAL STATEMENTS

NOTE 16 Information About Financial Instruments With Off-Balance Sheet Risk and Financial Instruments With Concentrations of Credit Risk

(1) The table below summarizes the face amount of the Company's financial instruments with off-balance sheet risk. The Company is a party to financial instruments with off balance sheet risk in the normal course of business through management of its investment portfolio. The Company had outstanding commitments to fund mortgage loans, alternative investments, and bonds of \$44,576,636 and \$25,980,289 as of December 31, 2023 and December 31, 2022, respectively. These commitments involve, in varying degrees, elements of credit and market risk in excess of amount recognized in the statutory financial statements. The credit risk of all financial instruments, whether on or off balance sheet, is controlled through credit approvals, limits, and monitoring procedures.

	ASSETS		LIABILITIES	
	2023	2022	2023	2022
a. Swaps	\$ -	\$ -	\$ -	\$ -
b. Futures	\$ -	\$ -	\$ -	\$ -
c. Options	\$ 96,560,907	\$ 81,812,090	\$ -	\$ -
d. Total (a+b+c)	\$ 96,560,907	\$ 81,812,090	\$ -	\$ -

See Schedule DB of the Company's annual statement for additional detail.

- (2) Nature and Terms of Off-Balance Sheet Risk - NONE
- (3) Amount of Loss if any Party to the Financial Instrument Failed - NONE
- (4) Collateral or Other Security Required to Support Financial Instrument - NONE

NOTE 17 Sale, Transfer and Servicing of Financial Assets and Extinguishments of Liabilities

- A. Transfers of Receivables Reported as Sales - NONE
- B. Transfer and Servicing of Financial Assets - NONE
- C. Wash Sales - NONE

NOTE 18 Gain or Loss to the Reporting Entity from Uninsured Plans and the Uninsured Portion of Partially Insured Plans

- A. ASO Plans - NONE
- B. ASC Plans - NONE
- C. Medicare or Similarly Structured Cost Based Reimbursement Contract - NONE

NOTE 19 Direct Premium Written/Produced by Managing General Agents/Third Party Administrators - NONE

NOTE 20 Fair Value Measurements

- A. Fair Value Measurements

(1) Fair Value Measurements at Reporting Date

Description for each class of asset or liability	(Level 1)	(Level 2)	(Level 3)	Net Asset Value (NAV)	Total
a. Assets at fair value					
Cash & Cash equivalents	\$ 16,000,326	\$ -	\$ -	\$ -	\$ 16,000,326
Securities lending collateral	\$ -	\$ 66,538,283	\$ -	\$ -	\$ 66,538,283
Preferred stock	\$ -	\$ 1,711,200	\$ -	\$ -	\$ 1,711,200
Bonds Industrial and Misc	\$ -	\$ 119,661	\$ -	\$ -	\$ 119,661
Common Stock Industrial and Misc	\$ -	\$ 18,075,100	\$ 250,833	\$ -	\$ 18,325,933
Equity call Options	\$ -	\$ 6,521,487	\$ -	\$ -	\$ 6,521,487
Separate account assets	\$ 271,215,599	\$ -	\$ -	\$ -	\$ 271,215,599
Other Invested Assets - limited partnerships	\$ -	\$ -	\$ 12,435,623	\$ -	\$ 12,435,623
Total assets at fair value/NAV	\$ 287,215,925	\$ 92,965,731	\$ 12,686,456	\$ -	\$ 392,868,112

Description for each class of asset or liability	(Level 1)	(Level 2)	(Level 3)	Net Asset Value (NAV)	Total
b. Liabilities at fair value					
Total liabilities at fair value	\$ -	\$ -	\$ -	\$ -	\$ -

(2) Fair Value Measurements in (Level 3) of the Fair Value hierarchy

Description	Beginning Balance at 01/01/2023	Transfers into Level 3	Transfers out of Level 3	Total gains and (losses) included in Net Income	Total gains and (losses) included in Surplus	Purchases	Issuances	Sales	Settlements	Ending Balance at 12/31/2023
a. Assets										
Common Stock Industrial and Misc	\$ 583,333	\$ -	\$ -	\$ -	\$ (188,056)	\$ -	\$ -	\$ (144,444)	\$ -	\$ 250,833
Other Invested Assets - limited partnerships	\$ 7,349,765	\$ -	\$ -	\$ -	\$ 87,656	\$ 5,898,616	\$ -	\$ (900,414)	\$ -	\$ 12,435,623
Total Assets	\$ 7,933,098	\$ -	\$ -	\$ -	\$ (100,400)	\$ 5,898,616	\$ -	\$ (1,044,858)	\$ -	\$ 12,686,456

Description	Beginning Balance at 01/01/2023	Transfers into Level 3	Transfers out of Level 3	Total gains and (losses) included in Net Income	Total gains and (losses) included in Surplus	Purchases	Issuances	Sales	Settlements	Ending Balance at 12/31/2023
b. Liabilities										
Total Liabilities	\$ -	\$ -	\$ -	\$ -	\$ -	\$ -	\$ -	\$ -	\$ -	\$ -

NOTES TO FINANCIAL STATEMENTS

(3) Policies when Transfers Between Levels are Recognized - NONE

(4) Description of Valuation Techniques and Inputs Used in Fair Value Measurement

Included in various investment related line items in the statutory financial statements are certain financial instruments carried at fair value. Other financial instruments are periodically measured at fair value, such as when impaired, or for certain bonds and preferred stock when carried at the lower of cost or market.

Fair Value Hierarchy: Fair value is defined as the price that would be received to sell an asset or paid to transfer a liability (exit price) in an orderly transaction between market participants at the measurement date. In determining fair value, the Company uses various methods including market, income and cost approaches. The market approach utilizes prices and other relevant information generated by market transactions involving identical or comparable assets and liabilities. The income approach uses discounted cash flows to determine fair value. When applying either approach, the Company maximizes the use of observable inputs and minimizes the use of unobservable inputs. Observable inputs reflect the assumptions market participants would use in valuing a financial instrument based on market data obtained from sources independent of the Company. Unobservable inputs reflect the Company's estimates about the assumptions market participants would use in valuing financial assets and financial liabilities based on the best information available in circumstances.

The Company is required to categorize its assets and liabilities that are carried at estimated fair value on the statutory statements of admitted assets, liabilities, and capital and surplus into a three level hierarchy based on the priority of the inputs to the valuation technique in accordance with SSAP No. 100R, Fair Value Measurements. The fair value hierarchy gives the highest priority to quoted prices in active markets for identical assets or liabilities (Level 1) and the lowest priority to unobservable inputs (Level 3). If the inputs used to measure estimated fair value fall within different levels of the hierarchy, the category level is based on the lowest priority level input that is significant to the fair value measurement. The levels of the fair value hierarchy are as follows:

- Level 1 – Fair value is based on unadjusted quoted prices for identical assets and liabilities in an active market at the measurement date. The types of assets and liabilities utilizing Level 1 valuations generally include cash and short-term investments, separate account assets and exchange traded derivatives.

- Level 2 – Fair value is based on significant inputs, other than quoted prices included in Level 1 that are observable in active markets or that are derived principally from or corroborated by observable market data through correlation or other means for identical or similar assets and liabilities. The types of assets and liabilities utilizing Level 2 valuations generally include U.S. government agency securities, municipal bonds, foreign government debt, certain corporate debt, asset-backed, mortgage-backed, unaffiliated surplus notes, and private placement securities, derivatives, common stocks, securities lending reinvested collateral and cash equivalent securities.

- Level 3 – Fair value is based on unobservable inputs for the asset or liability for which there is little or no market activity at the measurement date. Unobservable inputs used in the valuation reflect management's best estimate about the assumptions market participants would use to price the asset or liability. The types of assets and liabilities utilizing Level 3 valuations generally include certain corporate debt, asset-backed or mortgage-backed securities, and derivative securities.

(5) Fair Value Disclosures - NONE

B. Fair Value Reporting under SSAP 100R and Other Accounting Pronouncements - NONE

C. Aggregate fair value for all financial instruments and the level within the fair value hierarchy in which the fair value measurements in their entirety fall.

Type of Financial Instrument	Aggregate Fair Value	Admitted Assets	(Level 1)	(Level 2)	(Level 3)	Net Asset Value (NAV)	Not Practicable (Carrying Value)
Bonds	\$ 1,823,422,528	\$ 2,045,807,828	\$ 4,167,416	\$ 1,795,773,647	\$ 23,481,464	\$ -	\$ -
equivalents	\$ 16,000,326	\$ 16,000,326	\$ 16,000,326	\$ -	\$ -	\$ -	\$ -
Common stock non-affiliate	\$ 18,325,933	\$ 18,325,933	\$ -	\$ 18,075,100	\$ 250,833	\$ -	\$ -
Preferred stock	\$ 14,908,840	\$ 16,711,200	\$ -	\$ 1,711,200	\$ 13,197,640	\$ -	\$ -
Mortgage Loan	\$ 433,074,429	\$ 463,087,264	\$ -	\$ -	\$ 433,074,429	\$ -	\$ -
Securities lending collateral	\$ 66,538,283	\$ 66,539,878	\$ -	\$ 66,538,283	\$ -	\$ -	\$ -
Surplus Notes	\$ 26,981,113	\$ 30,334,901	\$ -	\$ 26,981,113	\$ -	\$ -	\$ -
Other Invested Assets - limited partnerships	\$ 12,435,623	\$ 12,435,623	\$ -	\$ -	\$ 12,435,623	\$ -	\$ -
Derivatives- call options	\$ 6,521,487	\$ 6,521,487	\$ -	\$ 6,521,487	\$ -	\$ -	\$ -
assets	\$ 271,215,599	\$ 271,215,599	\$ 271,215,599	\$ -	\$ -	\$ -	\$ -
Separate account liabilities	\$ (271,215,599)	\$ (271,215,599)	\$ (271,215,599)	\$ -	\$ -	\$ -	\$ -

D. Not Practicable to Estimate Fair Value - NONE

E. NAV Practical Expedient Investments - NONE

NOTE 21 Other Items

A. Unusual or Infrequent Items - NONE

B. Troubled Debt Restructuring: Debtors - NONE

C. Other Disclosures - NONE

D. Business Interruption Insurance Recoveries - NONE

NOTES TO FINANCIAL STATEMENTS

E. State Transferable and Non-transferable Tax Credits

(1) Carrying Value of Transferable and Non-transferable State Tax Credits Gross of any Related Tax Liabilities and Total Unused Transferable and Non-transferable State Tax Credits by State and in Total

Description of State Transferable and Non-transferable Tax Credits	State	Carrying Value	Unused Amount
Premium Tax Credits Guaranty Funds	AZ	\$ 1,177	\$ 1,177
Premium Tax Credits Guaranty Funds	CT	\$ 172	\$ 172
Premium Tax Credits Guaranty Funds	DC	\$ 51	\$ 51
Premium Tax Credits Guaranty Funds	FL	\$ 19,532	\$ 19,532
Premium Tax Credits Guaranty Funds	IA	\$ 242	\$ 242
Premium Tax Credits Guaranty Funds	KS	\$ 5,523	\$ 5,523
Premium Tax Credits Guaranty Funds	LA	\$ 8,872	\$ 8,872
Premium Tax Credits Guaranty Funds	ME	\$ 27	\$ 27
Premium Tax Credits Guaranty Funds	MA	\$ 33	\$ 33
Premium Tax Credits Guaranty Funds	MS	\$ 229	\$ 229
Premium Tax Credits Guaranty Funds	MO	\$ 25,764	\$ 25,764
Premium Tax Credits Guaranty Funds	NV	\$ 973	\$ 973
Premium Tax Credits Guaranty Funds	NJ	\$ 598	\$ 598
Premium Tax Credits Guaranty Funds	NC	\$ 61	\$ 61
Premium Tax Credits Guaranty Funds	ND	\$ 286	\$ 286
Premium Tax Credits Guaranty Funds	OK	\$ 44	\$ 44
Premium Tax Credits Guaranty Funds	OR	\$ 39	\$ 39
Premium Tax Credits Guaranty Funds	PA	\$ 4,164	\$ 4,164
Premium Tax Credits Guaranty Funds	SC	\$ 353	\$ 353
Premium Tax Credits Guaranty Funds	SD	\$ 567	\$ 567
Premium Tax Credits Guaranty Funds	TN	\$ 1,589	\$ 1,589
Premium Tax Credits Guaranty Funds	TX	\$ 1,209	\$ 1,209
Premium Tax Credits Guaranty Funds	VT	\$ 229	\$ 229
Premium Tax Credits Guaranty Funds	VA	\$ 5,062	\$ 5,062
Premium Tax Credits Guaranty Funds	WA	\$ 4,211	\$ 4,211
Premium Tax Credits Guaranty Funds	WI	\$ 845	\$ 845
State Premium Tax Credits	CO	\$ 1,009,686	\$ 1,009,686
State Premium Tax Credits	GA	\$ 125,000	\$ 125,000
State Premium Tax Credits	MO	\$ 220,979	\$ 220,979
State Premium Tax Credits	SC	\$ 35,000	\$ 35,000
State Premium Tax Credits	TX	\$ 69,420	\$ 69,420
21E1999 - Total		\$ 1,541,937	\$ 1,541,937

(2) Method of Estimating Utilization of Remaining Transferable and Non-Transferable State Tax Credits

The Company has \$1,471,927 of transferable state tax credits on December 31, 2023. The Company estimated the utilization of its remaining non-transferable state tax credits by projecting future premium tax liabilities based on current premiums, credits and tax rates in future years and comparing the projected tax liabilities against the remaining non-transferable state tax credits

(3) Impairment Loss

The Company does not have any impairment losses related to the write down of non-transferable state tax credits.

(4) State Tax Credits Admitted and Nonadmitted

	Total Admitted	Total Nonadmitted
a. Transferable	\$ 1,471,927	\$ -
b. Non-transferable	\$ 70,010	\$ -

F. Subprime Mortgage Related Risk Exposure

(1) Description of the Subprime-Mortgage-Related Risk Exposure and Related Risk Management Practices

The Company has investments in residential mortgage-backed securities whose underlying collateral includes a significant component of subprime mortgage exposure. Subprime mortgage pools include mortgage loans that have characteristics such as high loan-to-value ratios on the underlying loans, borrowers with low credit ratings (FICO scores), loans with limited documentation of the borrowers' income, assets or debt, loans with monthly payments that start with low monthly payments based on a fixed introductory rate that expires after a short initial period and then adjusts significantly higher thereafter, and loans that are interest-only or negative amortization loans.

The exposure to subprime mortgage securities is monitored on a periodic basis with regard to market price versus book value, changes in credit ratings and changes in underlying credit support. The Company's exposure to subprime risk has been mitigated by limiting overall exposure to this asset class, and by having a portfolio that is composed primarily of older-vintage, senior tranches of subprime residential mortgage-backed securities.

Management utilized external vendor prices to determine fair value of the securities with significant subprime mortgage exposure. If at some point external vendor prices are not available, broker quotations will be used to determine fair value.

(2) Direct exposure through investments in subprime mortgage loans - NONE

(3) Direct exposure through other investments

	Actual Cost	Book/Adjusted Carrying Value (excluding interest)	Fair Value	Other-Than-Temporary Impairment Losses Recognized
a. Residential mortgage backed securities	\$ 1,981,282	\$ 1,987,036	\$ 2,033,021	\$ -
b. Commercial mortgage backed securities	\$ -	\$ -	\$ -	\$ -
c. Collateralized debt obligations	\$ -	\$ -	\$ -	\$ -
d. Structured securities	\$ -	\$ -	\$ -	\$ -
e. Equity investment in SCAs *	\$ -	\$ -	\$ -	\$ -
f. Other assets	\$ -	\$ -	\$ -	\$ -
g. Total (a+b+c+d+e+f)	\$ 1,981,282	\$ 1,987,036	\$ 2,033,021	\$ -

* These investments comprise 0.000% of the companies invested assets.

* The Company does not have any subsidiary companies.

(4) Underwriting exposure to subprime mortgage risk through Mortgage Guaranty or Financial Guaranty insurance coverage - NONE

G. Retained Assets - NONE

H. Insurance-Linked Securities (ILS) Contracts - NONE

I. The Amount That Could Be Realized on Life Insurance Where the Reporting Entity is Owner and Beneficiary or Has Otherwise Obtained Rights to Control the Policy - NONE

NOTES TO FINANCIAL STATEMENTS

NOTE 22 Events Subsequent - NONE**NOTE 23 Reinsurance****A. Ceded Reinsurance Report**

(1) Are any of the reinsurers listed in Schedule S as non-affiliated, owned in excess of 10% or controlled, either directly or indirectly, by the company or by any representative, officer, trustee, or director of the company? Yes No
If yes, give full details.

(2) Have any policies issued by the company been reinsured with a company chartered in a country other than the United States (excluding U.S. Branches of such companies) that is owned in excess of 10% or controlled directly or indirectly by an insured, a beneficiary, a creditor or any other person not primarily engaged in the insurance business? Yes No
If yes, give full details.

Section 2 – Ceded Reinsurance Report – Part A

(1) Does the company have any reinsurance agreements in effect under which the reinsurer may unilaterally cancel any reinsurance for reasons other than for nonpayment of premium or other similar credits? Yes No

a. If yes, what is the estimated amount of the aggregate reduction in surplus of a unilateral cancellation by the reinsurer as of the date of this statement, for those agreements in which cancellation results in a net obligation of the reporting entity to the reinsurer, and for which such obligation is not presently accrued? Where necessary, the reporting entity may consider the current or anticipated experience of the business reinsured in making this estimate. \$0

b. What is the total amount of reinsurance credits taken, whether as an asset or as a reduction of liability, for these agreements in this statement? \$0

(2) Does the reporting entity have any reinsurance agreements in effect such that the amount of losses paid or accrued through the statement date may result in a payment to the reinsurer of amounts that, in aggregate and allowing for offset of mutual credits from other reinsurance agreements with the same reinsurer, exceed the total direct premium collected under the reinsured policies? Yes No
If yes, give full details.

Section 3 – Ceded Reinsurance Report – Part B

(1) What is the estimated amount of the aggregate reduction in surplus, (for agreements other than those under which the reinsurer may unilaterally cancel for reasons other than for nonpayment of premium or other similar credits that are reflected in Section 2 above) of termination of ALL reinsurance agreements, by either party, as of the date of this statement? Where necessary, the company may consider the current or anticipated experience of the business reinsured in making this estimate. \$376,374

(2) Have any new agreements been executed or existing agreements amended, since January 1 of the year of this statement, to include policies or contracts that were in force or which had existing reserves established by the company as of the effective date of the agreement? Yes No
If yes, what is the amount of reinsurance credits, whether an asset or a reduction of liability, taken for such new agreements or amendments? \$0

B. Uncollectible Reinsurance

The Company has not written off any reinsurance balances in the current year.

C. Commutation of Reinsurance Reflected in Income and Expenses.

The company has reported in its operations in the current year as a result of commutation of reinsurance with the companies listed below, amounts that are reflected as:

(1) Claims incurred	\$	664
(2) Claims adjustment expenses incurred	\$	-
(3) Premiums earned	\$	137,851
(4) Other	\$	-

(5) _____ Company		Amount
Scottish Re US Inc	\$	138,516

D. Certified Reinsurer Rating Downgraded or Status Subject to Revocation - Not Applicable**E. Reinsurance of variable annuity contracts/certificates with an affiliated captive reinsurer**

The Company does not reinsure variable annuity contracts with affiliated captive reinsurers.

F. Reinsurance Agreement with Affiliated Captive Reinsurer

The Company does not reinsure variable annuity contracts with affiliated captive reinsurers.

G. Ceding Entities That Utilize Captive Reinsurers to Assume Reserves Subject to the XXX/ AXXX Captive Framework

The Company does not have any RBC shortfalls.

H. Reinsurance Credit - Not Applicable**NOTE 24 Retrospectively Rated Contracts & Contracts Subject to Redetermination - NONE****NOTE 25 Change in Incurred Losses and Loss Adjustment Expenses****A. Change in Incurred Losses and Loss Adjustment Expenses**

Reserves and Loss Adjustment Expenses as of December 31, 2022 were \$84,561,953. As of December 31, 2023, \$12,073,326 has been paid for incurred claims and claim adjustment expenses attributable to insured events of prior years. Reserves and Loss Adjustment Expenses remaining for prior years are now \$66,728,819. The decrease is generally the result of the natural progression of a block of disability income claims and the increase or decrease in original estimates as additional information becomes known regarding individual claims.

B. Information about Significant Changes in Methodologies and Assumptions - NONE**NOTE 26 Intercompany Pooling Arrangements - NONE****NOTE 27 Structured Settlements - NONE****NOTE 28 Health Care Receivables - NONE****NOTE 29 Participating Policies - NONE****NOTE 30 Premium Deficiency Reserves - NONE**

NOTES TO FINANCIAL STATEMENTS

NOTE 31 Reserves for Life Contracts and Annuity Contracts

(1) Reserve Practices

The Company waives deduction of deferred fractional premiums upon death of insured and returns any portion of the final premiums beyond the date of death. Surrender values are not promised in excess of the legally computed reserves.

(2) Valuation of Substandard Policies

On current issues, reserves on substandard policies are standard mortality table reserves plus one-half the annual charge for extra mortality during the premium paying period.

(3) Amount of Insurance Where Gross Premiums are Less than the Net Premiums

As of December 31, 2023, the Company had \$112,728,919,806 of Individual Life insurance in force for which the gross premiums are less than the net premiums according to the standard valuation set by the State of Ohio.

(4) Method Used to Determine Tabular Interest, Reserves Released, and Cost

a. Tabular Interest: Involving Life Contingencies

For deferred annuities we use the interest that is credited to the account value.

For immediate pay-out annuities (on a seriatim basis) the valuation interest rate is applied to the beginning reserve. For new contracts, interest from the date of issue to the valuation date is calculated using an effective interest rate calculation. Interest is subtracted for interest on each benefit payment from its effective date to the valuation date.

b. Tabular Cost, and Tabular less Actual Reserves

Releases have been determined by formula as specified in the instructions given T-A+I and I.

(5) Method of Determination of Tabular Interest on Funds not Involving Life Contingencies

a. For the determination of tabular interest on funds not involving life contingencies, Lines 1 and 8, Page 7, excepting column 7, are obtained by inventory on a case by case basis using the appropriate valuation interest rate. The difference between Lines 1 and 8 is adjusted for increases or decreases in Lines 2, 4, 5, 6, & 7. The remaining amount is entered on Page 7, Line 3. Column 7 for this line is obtained by inventory on a case by case basis.

b. Tabular interest on immediate cases not involving life contingencies is calculated by applying (on a seriatim basis) the valuation interest rate to the beginning reserve and for new contracts we calculate interest from the date of issue to the valuation date using an effective interest rate calculation. We subtract interest for each benefit payment from its effective date to the valuation date.

(6) The details for other changes:

ITEM	Total	Industrial Life	ORDINARY			Credit Life Group and Individual	GROUP	
			Life Insurance	Individual Annuities	Supplementary Contracts		Life Insurance	Annuities
Net reserve transfers due to annuitizations	\$ (109,283)	\$ -	\$ -	\$ (109,283)	\$ -	\$ -	\$ -	\$ -
Supplemental Contract reserve transfers	\$ 209,030	\$ -	\$ -	\$ -	\$ 209,030	\$ -	\$ -	\$ -
Change in deficiency reserves	\$ 1,109,650	\$ -	\$ 1,109,650	\$ -	\$ -	\$ -	\$ -	\$ -
Change in secondary guaranty reserves	\$ (4,544)	\$ -	\$ (4,544)	\$ -	\$ -	\$ -	\$ -	\$ -
3106999 Total	\$ 1,204,853	\$ -	\$ 1,105,106	\$ (109,283)	\$ 209,030	\$ -	\$ -	\$ -

NOTE 32 Analysis of Annuity Actuarial Reserves and Deposit Type Contract Liabilities by Withdrawal Characteristics

A. INDIVIDUAL ANNUITIES:

	General Account	Separate Account with Guarantees	Separate Account Nonguaranteed	Total	% of Total
(1) Subject to discretionary withdrawal:					
a. With market value adjustment	\$ -	\$ -	\$ -	\$ -	0.0%
b. At book value less current surrender charge of 5% or more	\$ -	\$ -	\$ -	\$ -	0.0%
c. At fair value	\$ -	\$ -	\$ -	\$ -	0.0%
d. Total with market value adjustment or at fair value (total of a through c)	\$ -	\$ -	\$ -	\$ -	0.0%
e. At book value without adjustment (minimal or no charge or adjustment)	\$ 22,674,605	\$ -	\$ -	\$ 22,674,605	76.9%
(2) Not subject to discretionary withdrawal	\$ 6,811,465	\$ -	\$ -	\$ 6,811,465	23.1%
(3) Total (gross: direct + assumed)	\$ 29,486,070	\$ -	\$ -	\$ 29,486,070	100.0%
(4) Reinsurance ceded	\$ 12,726,922	\$ -	\$ -	\$ 12,726,922	
(5) Total (net)* (3) - (4)	\$ 16,759,148	\$ -	\$ -	\$ 16,759,148	

(6) Amount included in A(1)b above that will move to A(1)e for the first time within the year after the statement date:

	\$ -	\$ -	\$ -	\$ -	
--	------	------	------	------	--

* Reconciliation of total annuity actuarial reserves and deposit fund liabilities.

NOTES TO FINANCIAL STATEMENTS

B. GROUP ANNUITIES:

	General Account	Separate Account with Guarantees	Separate Account Nonguaranteed	Total	% of Total
(1) Subject to discretionary withdrawal:					
a. With market value adjustment	\$ -	\$ -	\$ -	\$ -	0.0%
b. At book value less current surrender charge of 5% or more	\$ -	\$ -	\$ -	\$ -	0.0%
c. At fair value	\$ -	\$ -	\$ -	\$ -	0.0%
d. Total with market value adjustment or at fair value (total of a through c)	\$ -	\$ -	\$ -	\$ -	0.0%
e. At book value without adjustment (minimal or no charge or adjustment)	\$ -	\$ -	\$ -	\$ -	0.0%
(2) Not subject to discretionary withdrawal	\$ -	\$ -	\$ -	\$ -	0.0%
(3) Total (gross: direct + assumed)	\$ -	\$ -	\$ -	\$ -	100.0%
(4) Reinsurance ceded	\$ -	\$ -	\$ -	\$ -	
(5) Total (net)* (3) - (4)	\$ -	\$ -	\$ -	\$ -	
(6) Amount included in B(1)b above that will move to B(1)e for the first time within the year after the statement date:	\$ -	\$ -	\$ -	\$ -	

C. DEPOSIT-TYPE CONTRACTS (no life contingencies):

	General Account	Separate Account with Guarantees	Separate Account Nonguaranteed	Total	% of Total
(1) Subject to discretionary withdrawal:					
a. With market value adjustment	\$ -	\$ -	\$ -	\$ -	0.0%
b. At book value less current surrender charge of 5% or more	\$ -	\$ -	\$ -	\$ -	0.0%
c. At fair value	\$ -	\$ -	\$ -	\$ -	0.0%
d. Total with market value adjustment or at fair value (total of a through c)	\$ -	\$ -	\$ -	\$ -	0.0%
e. At book value without adjustment (minimal or no charge or adjustment)	\$ (110,638)	\$ -	\$ -	\$ (110,638)	0.0%
(2) Not subject to discretionary withdrawal	\$ 353,600,378	\$ -	\$ -	\$ 353,600,378	100.0%
(3) Total (gross: direct + assumed)	\$ 353,489,740	\$ -	\$ -	\$ 353,489,740	100.0%
(4) Reinsurance ceded	\$ -	\$ -	\$ -	\$ -	
(5) Total (net)* (3) - (4)	\$ 353,489,740	\$ -	\$ -	\$ 353,489,740	
(6) Amount included in C(1)b above that will move to C(1)e for the first time within the year after the statement date:	\$ -	\$ -	\$ -	\$ -	

D. Life & Accident & Health Annual Statement:

	Amount
(1) Exhibit 5, Annuities Section, Total (net)	\$ 16,028,361
(2) Exhibit 5, Supplementary Contracts with Life Contingencies Section, Total (net)	\$ 730,787
(3) Exhibit 7, Deposit-Type Contracts, Line 14, Column 1	\$ 353,489,740
(4) Subtotal (1+2+3)	\$ 370,248,888
Separate Accounts Annual Statement:	
(5) Exhibit 3, Line 0299999, Column 2	\$ -
(6) Exhibit 3, Line 0399999, Column 2	\$ -
(7) Policyholder dividend and coupon accumulations	\$ -
(8) Policyholder premiums	\$ -
(9) Guaranteed interest contracts	\$ -
(10) Other contract deposit funds	\$ -
(11) Subtotal (5+6+7+8+9+10)	\$ -
(12) Combined Total (4+11)	\$ 370,248,888

NOTE 33 Analysis of Life Actuarial Reserves by Withdrawal Characteristics

	Account Value	Cash Value	Reserve
A. General Account			
(1) Subject to discretionary withdrawal, surrender values or policy loans:			
a. Term Policies with Cash Value	\$ -	\$ -	\$ -
b. Universal Life	\$ 3,871,353,817	\$ 3,529,225,520	\$ 3,703,180,332
c. Universal Life with Secondary Guarantees	\$ 173,459,732	\$ 170,703,463	\$ 339,809,347
d. Indexed Universal Life	\$ -	\$ -	\$ -
e. Indexed Universal Life with Secondary Guarantees	\$ 142,380,082	\$ 82,630,163	\$ 113,689,810
f. Indexed Life	\$ 2,354,711	\$ 1,829,228	\$ 2,354,711
g. Other Permanent Cash Value Life Insurance	\$ -	\$ -	\$ -
h. Variable Life	\$ -	\$ -	\$ -
i. Variable Universal Life	\$ 44,035,463	\$ 41,136,818	\$ 44,242,797
j. Miscellaneous Reserves	\$ -	\$ -	\$ 1,823,870
(2) Not subject to discretionary withdrawal or no cash values:			
a. Term Policies without Cash Value	XXX	XXX	\$ 1,392,576,210
b. Accidental Death Benefits	XXX	XXX	\$ -
c. Disability - Active Lives	XXX	XXX	\$ 21,424,163
d. Disability - Disabled Lives	XXX	XXX	\$ 14,587,811
e. Miscellaneous Reserves	XXX	XXX	\$ 6,825,514
(3) Total (gross: direct + assumed)	\$ 4,233,583,805	\$ 3,825,525,192	\$ 5,640,514,565
(4) Reinsurance ceded	\$ 1,942,932,090	\$ 1,941,029,287	\$ 3,506,759,434
(5) Total (net) (3) - (4)	\$ 2,290,651,715	\$ 1,884,495,905	\$ 2,133,755,131

NOTES TO FINANCIAL STATEMENTS

B. Separate Account with Guarantees - NONE

C. Separate Account Nonguaranteed

(1) Subject to discretionary withdrawal, surrender values or policy loans:

	Account Value	Cash Value	Reserve
a. Term Policies with Cash Value	\$ -	\$ -	\$ -
b. Universal Life	\$ -	\$ -	\$ -
c. Universal Life with Secondary Guarantees	\$ -	\$ -	\$ -
d. Indexed Universal Life	\$ -	\$ -	\$ -
e. Indexed Universal Life with Secondary Guarantees	\$ -	\$ -	\$ -
f. Indexed Life	\$ -	\$ -	\$ -
g. Other Permanent Cash Value Life Insurance	\$ -	\$ -	\$ -
h. Variable Life	\$ -	\$ -	\$ -
i. Variable Universal Life	\$ 271,215,600	\$ 271,215,600	\$ 273,444,871
j. Miscellaneous Reserves	\$ -	\$ -	\$ -

(2) Not subject to discretionary withdrawal or no cash values:

a. Term Policies without Cash Value	XXX	XXX	\$ -
b. Accidental Death Benefits	XXX	XXX	\$ -
c. Disability - Active Lives	XXX	XXX	\$ -
d. Disability - Disabled Lives	XXX	XXX	\$ -
e. Miscellaneous Reserves	XXX	XXX	\$ -

(3) Total (gross: direct + assumed)

\$ 271,215,600 \$ 271,215,600 \$ 273,444,871

(4) Reinsurance ceded

\$ - \$ - \$ -

(5) Total (net) (3) - (4)

\$ 271,215,600 \$ 271,215,600 \$ 273,444,871

D. Life & Accident & Health Annual Statement:

	Amount
(1) Exhibit 5, Life Insurance Section, Total (net)	\$ 2,121,337,771
(2) Exhibit 5, Accidental Death Benefits Section, Total (net)	\$ -
(3) Exhibit 5, Disability - Active Lives Section, Total (net)	\$ 2,010,929
(4) Exhibit 5, Disability - Disabled Lives Section, Total (net)	\$ 6,356,814
(5) Exhibit 5, Miscellaneous reserves Section, Total (net)	\$ 4,049,616
(6) Subtotal (1+2+3+4+5)	\$ 2,133,755,130

Separate Accounts Statement

(7) Exhibit 3, Line 0199999, Column 2	\$ 273,444,871
(8) Exhibit 3, Line 0499999, Column 2	\$ -
(9) Exhibit 3, Line 0599999, Column 2	\$ -
(10) Subtotal (7+8+9)	\$ 273,444,871
(11) Combined Total (6+10)	\$ 2,407,200,001

NOTE 34 Premium & Annuity Considerations Deferred and Uncollected

A. Deferred and uncollected life insurance premiums and annuity considerations as of the end of current period, were as follows:

Type	Gross	Net of Loading
(1) Industrial	\$ -	\$ -
(2) Ordinary new business	\$ 644,894	\$ 26,921
(3) Ordinary renewal	\$ 68,835,473	\$ 117,155,754
(4) Credit Life	\$ -	\$ -
(5) Group Life	\$ -	\$ -
(6) Group Annuity	\$ -	\$ -
(7) Totals (1+2+3+4+5+6)	\$ 69,480,367	\$ 117,182,675

NOTE 35 Separate Accounts

A. Separate Account Activity

(1) General nature of Separate Account Business

The Company utilizes separate accounts to record and account for assets and liabilities for particular lines of business and/or transactions. For the current reporting year, the Company reported assets and liabilities from the following products lines/transactions into a separate account:

Variable Universal Life

In accordance with the state of Ohio procedures on approving items within the separate account, the separate account classification of the products are supported by the Ohio statute 3907.15.

(2) Identification of the separate account assets that are legally insulated from the general account claims.

Product/Transaction	Legally Insulated Assets	Separate Account Assets (Not Legally Insulated)
Variable Universal Life	\$ 271,215,599	\$ -
Total	\$ 271,215,599	\$ -

(3) In accordance with the products/transaction recorded within the separate account, some separate account liabilities are guaranteed by the general account. (In accordance with the guarantees provided, if the investment proceeds are insufficient to cover the rate of return guaranteed for the product, the policyholder proceeds will be remitted by the general account.)

As of December 31, 2023, the general account of the Company had a maximum guarantee for separate account liabilities of \$0.

To compensate the general account for the risk taken, the separate account has paid risk charges as follows for the past five (5) years:

a. 2023	\$ 41,272
b. 2022	\$ 44,670
c. 2021	\$ 47,505
d. 2020	\$ 50,744
e. 2019	\$ 57,180

(4) Securities Lending Within the Separate Account

Not Applicable

NOTES TO FINANCIAL STATEMENTS

B. Separate Accounts

At the end of current period the Company had Separate Accounts as follows:

	Index	Nonindexed Guarantee Less than/equal to 4%	Nonindexed Guarantee More than 4%	Nonguaranteed Separate Accounts	Total
(1) Premiums, considerations or deposits as of the end of current period	\$ -	\$ -	\$ -	\$ 7,555,274	\$ 7,555,274
Reserves as of the end of current period					
(2) For accounts with assets at:					
a. Fair value	\$ -	\$ -	\$ -	\$ 266,453,992	\$ 266,453,992
b. Amortized cost	\$ -	\$ -	\$ -	\$ 4,761,607	\$ 4,761,607
c. Total reserves* (a+b)	\$ -	\$ -	\$ -	\$ 271,215,599	\$ 271,215,599
(3) By withdrawal characteristics:					
a. Subject to discretionary withdrawal:					
1. With market value adjustment	\$ -	\$ -	\$ -	\$ -	\$ -
2. At book value without market value adjustment and with current surrender charge of 5% or more	\$ -	\$ -	\$ -	\$ -	\$ -
3. At fair value	\$ -	\$ -	\$ -	\$ 271,215,599	\$ 271,215,599
4. At book value without market value adjustment and with current surrender charge less than 5%	\$ -	\$ -	\$ -	\$ -	\$ -
5. Subtotal (1+2+3+4)	\$ -	\$ -	\$ -	\$ 271,215,599	\$ 271,215,599
b. Not subject to discretionary withdrawal	\$ -	\$ -	\$ -	\$ -	\$ -
c. Total (a+b)	\$ -	\$ -	\$ -	\$ 271,215,599	\$ 271,215,599
*Line 2(c) should equal Line 3(c).					
(4) Reserves for Asset Default Risk in Lieu of AVR	\$ -	\$ -	\$ -	\$ -	\$ -

C. Reconciliation of Net Transfers To or (From) Separate Accounts

(1) Transfers as reported in the Summary of Operations of the Separate Accounts Statement:

a. Transfers to Separate Accounts (Page 4, Line 1.4)	\$ 7,331,532
b. Transfers from Separate Accounts (Page 4, Line 10)	\$ 33,649,950
c. Net transfers to or (From) Separate Accounts (a) - (b)	\$ (26,318,418)

(2) Reconciling Adjustments:

Policyholder Charges	\$ 9,631,376
Other, net	\$ (577,314)

(3) Transfers as Reported in the Summary of Operations of the Life, Accident & Health Annual Statement (1c) + (2) = (Page 4, Line 26)

\$ (17,264,356)

NOTE 36 Loss/Claim Adjustment Expenses

The balance in the liability for unpaid accident and health claim adjustment expenses as of December 31, 2023 and December 31, 2022 was \$1,710,256 and \$1,674,189, respectively.

The company incurred \$392,351 and paid \$428,418 of claim adjustment expenses in the current year, of which \$330,134 of the paid amount was attributable to insured or covered events of prior years. The company did not increase or decrease the provision for insured events of prior years.

The company does not have any provision for salvage or subrogation.

GENERAL INTERROGATORIES

PART 1 - COMMON INTERROGATORIES GENERAL

- 1.1 Is the reporting entity a member of an Insurance Holding Company System consisting of two or more affiliated persons, one or more of which is an insurer? Yes [X] No []
If yes, complete Schedule Y, Parts 1, 1A, 2 and 3.
- 1.2 If yes, did the reporting entity register and file with its domiciliary State Insurance Commissioner, Director or Superintendent or with such regulatory official of the state of domicile of the principal insurer in the Holding Company System, a registration statement providing disclosure substantially similar to the standards adopted by the National Association of Insurance Commissioners (NAIC) in its Model Insurance Holding Company System Regulatory Act and model regulations pertaining thereto, or is the reporting entity subject to standards and disclosure requirements substantially similar to those required by such Act and regulations? Yes [X] No [] N/A []
- 1.3 State Regulating? Ohio
- 1.4 Is the reporting entity publicly traded or a member of a publicly traded group? Yes [] No [X]
- 1.5 If the response to 1.4 is yes, provide the CIK (Central Index Key) code issued by the SEC for the entity/group.
- 2.1 Has any change been made during the year of this statement in the charter, by-laws, articles of incorporation, or deed of settlement of the reporting entity? Yes [] No [X]
- 2.2 If yes, date of change:
- 3.1 State as of what date the latest financial examination of the reporting entity was made or is being made. 12/31/2020
- 3.2 State the as of date that the latest financial examination report became available from either the state of domicile or the reporting entity. This date should be the date of the examined balance sheet and not the date the report was completed or released. 12/31/2020
- 3.3 State as of what date the latest financial examination report became available to other states or the public from either the state of domicile or the reporting entity. This is the release date or completion date of the examination report and not the date of the examination (balance sheet date). 05/10/2022
- 3.4 By what department or departments?
Ohio Department of Insurance
- 3.5 Have all financial statement adjustments within the latest financial examination report been accounted for in a subsequent financial statement filed with Departments? Yes [] No [] N/A [X]
- 3.6 Have all of the recommendations within the latest financial examination report been complied with? Yes [] No [] N/A [X]
- 4.1 During the period covered by this statement, did any agent, broker, sales representative, non-affiliated sales/service organization or any combination thereof under common control (other than salaried employees of the reporting entity), receive credit or commissions for or control a substantial part (more than 20 percent of any major line of business measured on direct premiums) of:
4.11 sales of new business? Yes [] No [X]
4.12 renewals? Yes [] No [X]
- 4.2 During the period covered by this statement, did any sales/service organization owned in whole or in part by the reporting entity or an affiliate, receive credit or commissions for or control a substantial part (more than 20 percent of any major line of business measured on direct premiums) of:
4.21 sales of new business? Yes [] No [X]
4.22 renewals? Yes [] No [X]
- 5.1 Has the reporting entity been a party to a merger or consolidation during the period covered by this statement? Yes [] No [X]
If yes, complete and file the merger history data file with the NAIC.
- 5.2 If yes, provide the name of the entity, NAIC Company Code, and state of domicile (use two letter state abbreviation) for any entity that has ceased to exist as a result of the merger or consolidation.

1 Name of Entity	2 NAIC Company Code	3 State of Domicile

- 6.1 Has the reporting entity had any Certificates of Authority, licenses or registrations (including corporate registration, if applicable) suspended or revoked by any governmental entity during the reporting period? Yes [] No [X]
- 6.2 If yes, give full information:
- 7.1 Does any foreign (non-United States) person or entity directly or indirectly control 10% or more of the reporting entity? Yes [] No [X]
- 7.2 If yes,
7.21 State the percentage of foreign control; 0.0 %
7.22 State the nationality(s) of the foreign person(s) or entity(s); or if the entity is a mutual or reciprocal, the nationality of its manager or attorney-in-fact and identify the type of entity(s) (e.g., individual, corporation, government, manager or attorney-in-fact).

1 Nationality	2 Type of Entity

ANNUAL STATEMENT FOR THE YEAR 2023 OF AUGUSTAR LIFE ASSURANCE CORPORATION

GENERAL INTERROGATORIES

- 8.1 Is the company a subsidiary of a depository institution holding company (DIHC) or a DIHC itself, regulated by the Federal Reserve Board? Yes [] No [X]
- 8.2 If the response to 8.1 is yes, please identify the name of the DIHC.
.....
- 8.3 Is the company affiliated with one or more banks, thrifts or securities firms? Yes [X] No []
- 8.4 If response to 8.3 is yes, please provide below the names and location (city and state of the main office) of any affiliates regulated by a federal regulatory services agency [i.e. the Federal Reserve Board (FRB), the Office of the Comptroller of the Currency (OCC), the Federal Deposit Insurance Corporation (FDIC) and the Securities Exchange Commission (SEC)] and identify the affiliate's primary federal regulator.

1 Affiliate Name	2 Location (City, State)	3 FRB	4 OCC	5 FDIC	6 SEC
AuguStar Distributors, Inc	Cincinnati, OH	NO	NO	NO	YES
The O.N. Equity Sales Co.	Cincinnati, OH	NO	NO	NO	YES

- 8.5 Is the reporting entity a depository institution holding company with significant insurance operations as defined by the Board of Governors of Federal Reserve System or a subsidiary of the depository institution holding company? Yes [] No [X]
- 8.6 If response to 8.5 is no, is the reporting entity a company or subsidiary of a company that has otherwise been made subject to the Federal Reserve Board's capital rule? Yes [] No [X] N/A []
- 9. What is the name and address of the independent certified public accountant or accounting firm retained to conduct the annual audit?
KPMG - 191 West Nationwide Blvd., Suite 500, Columbus, OH 43215
- 10.1 Has the insurer been granted any exemptions to the prohibited non-audit services provided by the certified independent public accountant requirements as allowed in Section 7H of the Annual Financial Reporting Model Regulation (Model Audit Rule), or substantially similar state law or regulation? Yes [] No [X]
- 10.2 If the response to 10.1 is yes, provide information related to this exemption:
.....
- 10.3 Has the insurer been granted any exemptions related to the other requirements of the Annual Financial Reporting Model Regulation as allowed for in Section 18A of the Model Regulation, or substantially similar state law or regulation? Yes [] No [X]
- 10.4 If the response to 10.3 is yes, provide information related to this exemption:
.....
- 10.5 Has the reporting entity established an Audit Committee in compliance with the domiciliary state insurance laws? Yes [X] No [] N/A []
- 10.6 If the response to 10.5 is no or n/a, please explain.
.....
- 11. What is the name, address and affiliation (officer/employee of the reporting entity or actuary/consultant associated with an actuarial consulting firm) of the individual providing the statement of actuarial opinion/certification?
Scott Niel Shepherd, Senior Vice President & Chief Risk Officer - One Financial Way, Cincinnati, OH 45242
- 12.1 Does the reporting entity own any securities of a real estate holding company or otherwise hold real estate indirectly? Yes [] No [X]
 - 12.11 Name of real estate holding company ...
 - 12.12 Number of parcels involved 0
 - 12.13 Total book/adjusted carrying value \$0
- 12.2 If yes, provide explanation
.....
- 13. **FOR UNITED STATES BRANCHES OF ALIEN REPORTING ENTITIES ONLY:**
- 13.1 What changes have been made during the year in the United States manager or the United States trustees of the reporting entity?
.....
- 13.2 Does this statement contain all business transacted for the reporting entity through its United States Branch on risks wherever located? Yes [] No []
- 13.3 Have there been any changes made to any of the trust indentures during the year? Yes [] No []
- 13.4 If answer to (13.3) is yes, has the domiciliary or entry state approved the changes? Yes [] No [] N/A []
- 14.1 Are the senior officers (principal executive officer, principal financial officer, principal accounting officer or controller, or persons performing similar functions) of the reporting entity subject to a code of ethics, which includes the following standards? Yes [X] No []
 - a. Honest and ethical conduct, including the ethical handling of actual or apparent conflicts of interest between personal and professional relationships;
 - b. Full, fair, accurate, timely and understandable disclosure in the periodic reports required to be filed by the reporting entity;
 - c. Compliance with applicable governmental laws, rules and regulations;
 - d. The prompt internal reporting of violations to an appropriate person or persons identified in the code; and
 - e. Accountability for adherence to the code.
- 14.11 If the response to 14.1 is No, please explain:
.....
- 14.2 Has the code of ethics for senior managers been amended? Yes [] No [X]
- 14.21 If the response to 14.2 is yes, provide information related to amendment(s).
.....
- 14.3 Have any provisions of the code of ethics been waived for any of the specified officers? Yes [] No [X]
- 14.31 If the response to 14.3 is yes, provide the nature of any waiver(s).
.....

ANNUAL STATEMENT FOR THE YEAR 2023 OF AUGUSTAR LIFE ASSURANCE CORPORATION
GENERAL INTERROGATORIES

- 15.1 Is the reporting entity the beneficiary of a Letter of Credit that is unrelated to reinsurance where the issuing or confirming bank is not on the SVO Bank List? Yes [] No [X]
- 15.2 If the response to 15.1 is yes, indicate the American Bankers Association (ABA) Routing Number and the name of the issuing or confirming bank of the Letter of Credit and describe the circumstances in which the Letter of Credit is triggered.

1 American Bankers Association (ABA) Routing Number	2 Issuing or Confirming Bank Name	3 Circumstances That Can Trigger the Letter of Credit	4 Amount

BOARD OF DIRECTORS

16. Is the purchase or sale of all investments of the reporting entity passed upon either by the board of directors or a subordinate committee thereof? Yes [X] No []
17. Does the reporting entity keep a complete permanent record of the proceedings of its board of directors and all subordinate committees thereof? Yes [X] No []
18. Has the reporting entity an established procedure for disclosure to its board of directors or trustees of any material interest or affiliation on the part of any of its officers, directors, trustees or responsible employees that is in conflict or is likely to conflict with the official duties of such person? Yes [X] No []

FINANCIAL

19. Has this statement been prepared using a basis of accounting other than Statutory Accounting Principles (e.g., Generally Accepted Accounting Principles)? Yes [] No [X]
- 20.1 Total amount loaned during the year (inclusive of Separate Accounts, exclusive of policy loans):
- | | | |
|---|----------|---|
| 20.11 To directors or other officers..... | \$ | 0 |
| 20.12 To stockholders not officers..... | \$ | 0 |
| 20.13 Trustees, supreme or grand (Fraternal Only) | \$ | 0 |
- 20.2 Total amount of loans outstanding at the end of year (inclusive of Separate Accounts, exclusive of policy loans):
- | | | |
|---|----------|---|
| 20.21 To directors or other officers..... | \$ | 0 |
| 20.22 To stockholders not officers..... | \$ | 0 |
| 20.23 Trustees, supreme or grand (Fraternal Only) | \$ | 0 |
- 21.1 Were any assets reported in this statement subject to a contractual obligation to transfer to another party without the liability for such obligation being reported in the statement? Yes [] No [X]
- 21.2 If yes, state the amount thereof at December 31 of the current year:
- | | | |
|---------------------------------|----------|---|
| 21.21 Rented from others..... | \$ | 0 |
| 21.22 Borrowed from others..... | \$ | 0 |
| 21.23 Leased from others | \$ | 0 |
| 21.24 Other | \$ | 0 |
- 22.1 Does this statement include payments for assessments as described in the Annual Statement Instructions other than guaranty fund or guaranty association assessments? Yes [] No [X]
- 22.2 If answer is yes:
- | | | |
|---|----------|---|
| 22.21 Amount paid as losses or risk adjustment \$ | 0 | |
| 22.22 Amount paid as expenses | \$ | 0 |
| 22.23 Other amounts paid | \$ | 0 |
- 23.1 Does the reporting entity report any amounts due from parent, subsidiaries or affiliates on Page 2 of this statement? Yes [X] No []
- 23.2 If yes, indicate any amounts receivable from parent included in the Page 2 amount: \$ 14,866,282
- 24.1 Does the insurer utilize third parties to pay agent commissions in which the amounts advanced by the third parties are not settled in full within 90 days? Yes [] No [X]
- 24.2 If the response to 24.1 is yes, identify the third-party that pays the agents and whether they are a related party.

Name of Third-Party	Is the Third-Party Agent a Related Party (Yes/No)

INVESTMENT

- 25.01 Were all the stocks, bonds and other securities owned December 31 of current year, over which the reporting entity has exclusive control, in the actual possession of the reporting entity on said date? (other than securities lending programs addressed in 25.03)..... Yes [X] No []

ANNUAL STATEMENT FOR THE YEAR 2023 OF AUGUSTAR LIFE ASSURANCE CORPORATION
GENERAL INTERROGATORIES

25.02 If no, give full and complete information, relating thereto

25.03 For securities lending programs, provide a description of the program including value for collateral and amount of loaned securities, and whether collateral is carried on or off-balance sheet. (an alternative is to reference Note 17 where this information is also provided)
 The Company participates in an indemnified securities lending program administered by US Bank in which certain securities are made available for lending. As of December 31, 2023, the Company had loaned securities with a fair value of \$64,125,965 and had collateral with a fair value of \$66,538,283.

25.04 For the reporting entity's securities lending program, report amount of collateral for conforming programs as outlined in the Risk-Based Capital Instructions. \$ 66,539,878

25.05 For the reporting entity's securities lending program, report amount of collateral for other programs. \$ 0

25.06 Does your securities lending program require 102% (domestic securities) and 105% (foreign securities) from the counterparty at the outset of the contract? Yes No N/A

25.07 Does the reporting entity non-admit when the collateral received from the counterparty falls below 100%? Yes No N/A

25.08 Does the reporting entity or the reporting entity's securities lending agent utilize the Master Securities lending Agreement (MSLA) to conduct securities lending? Yes No N/A

25.09 For the reporting entity's securities lending program state the amount of the following as of December 31 of the current year:

25.091 Total fair value of reinvested collateral assets reported on Schedule DL, Parts 1 and 2. \$ 66,538,283
 25.092 Total book/adjusted carrying value of reinvested collateral assets reported on Schedule DL, Parts 1 and 2. \$ 66,539,876
 25.093 Total payable for securities lending reported on the liability page. \$ 66,539,878

26.1 Were any of the stocks, bonds or other assets of the reporting entity owned at December 31 of the current year not exclusively under the control of the reporting entity or has the reporting entity sold or transferred any assets subject to a put option contract that is currently in force? (Exclude securities subject to Interrogatory 21.1 and 25.03). Yes No

26.2 If yes, state the amount thereof at December 31 of the current year:

	26.21 Subject to repurchase agreements	\$ 0
	26.22 Subject to reverse repurchase agreements	\$ 0
	26.23 Subject to dollar repurchase agreements	\$ 0
	26.24 Subject to reverse dollar repurchase agreements	\$ 0
	26.25 Placed under option agreements	\$ 0
	26.26 Letter stock or securities restricted as to sale - excluding FHLB Capital Stock	\$ 0
	26.27 FHLB Capital Stock	\$ 18,075,100
	26.28 On deposit with states	\$ 3,466,690
	26.29 On deposit with other regulatory bodies	\$ 0
	26.30 Pledged as collateral - excluding collateral pledged to an FHLB	\$ 0
	26.31 Pledged as collateral to FHLB - including assets backing funding agreements	\$ 463,438,367
	26.32 Other	\$ 0

26.3 For category (26.26) provide the following:

1 Nature of Restriction	2 Description	3 Amount

27.1 Does the reporting entity have any hedging transactions reported on Schedule DB? Yes No

27.2 If yes, has a comprehensive description of the hedging program been made available to the domiciliary state? Yes No N/A
 If no, attach a description with this statement.

LINES 27.3 through 27.5: FOR LIFE/FRATERNAL REPORTING ENTITIES ONLY:

27.3 Does the reporting entity utilize derivatives to hedge variable annuity guarantees subject to fluctuations as a result of interest rate sensitivity? Yes No

27.4 If the response to 27.3 is YES, does the reporting entity utilize:

27.41 Special accounting provision of SSAP No. 108	Yes <input type="checkbox"/> No <input type="checkbox"/>
27.42 Permitted accounting practice	Yes <input type="checkbox"/> No <input type="checkbox"/>
27.43 Other accounting guidance	Yes <input type="checkbox"/> No <input type="checkbox"/>

27.5 By responding YES to 27.41 regarding utilizing the special accounting provisions of SSAP No. 108, the reporting entity attests to the following: Yes No

- The reporting entity has obtained explicit approval from the domiciliary state.
- Hedging strategy subject to the special accounting provisions is consistent with the requirements of VM-21.
- Actuarial certification has been obtained which indicates that the hedging strategy is incorporated within the establishment of VM-21 reserves and provides the impact of the hedging strategy within the Actuarial Guideline Conditional Tail Expectation Amount.
- Financial Officer Certification has been obtained which indicates that the hedging strategy meets the definition of a Clearly Defined Hedging Strategy within VM-21 and that the Clearly Defined Hedging Strategy is the hedging strategy being used by the company in its actual day-to-day risk mitigation efforts.

28.1 Were any preferred stocks or bonds owned as of December 31 of the current year mandatorily convertible into equity, or, at the option of the issuer, convertible into equity? Yes No

28.2 If yes, state the amount thereof at December 31 of the current year. \$ 0

29. Excluding items in Schedule E - Part 3 - Special Deposits, real estate, mortgage loans and investments held physically in the reporting entity's offices, vaults or safety deposit boxes, were all stocks, bonds and other securities, owned throughout the current year held pursuant to a custodial agreement with a qualified bank or trust company in accordance with Section 1, III - General Examination Considerations, F. Outsourcing of Critical Functions, Custodial or Safekeeping Agreements of the NAIC Financial Condition Examiners Handbook? Yes No

29.01 For agreements that comply with the requirements of the NAIC Financial Condition Examiners Handbook, complete the following:

1 Name of Custodian(s)	2 Custodian's Address
US Bank NA	425 Walnut Street, Cincinnati, OH 45202
Federal Home Loan Bank of Cincinnati	221 E 4th ST #600, Cincinnati, OH 45202

ANNUAL STATEMENT FOR THE YEAR 2023 OF AUGUSTAR LIFE ASSURANCE CORPORATION
GENERAL INTERROGATORIES

29.02 For all agreements that do not comply with the requirements of the NAIC Financial Condition Examiners Handbook, provide the name, location and a complete explanation:

1 Name(s)	2 Location(s)	3 Complete Explanation(s)

29.03 Have there been any changes, including name changes, in the custodian(s) identified in 29.01 during the current year?..... Yes [] No [X]

29.04 If yes, give full and complete information relating thereto:

1 Old Custodian	2 New Custodian	3 Date of Change	4 Reason

29.05 Investment management – Identify all investment advisors, investment managers, broker/dealers, including individuals that have the authority to make investment decisions on behalf of the reporting entity. For assets that are managed internally by employees of the reporting entity, note as such. ["...that have access to the investment accounts"; "...handle securities"]

1 Name of Firm or Individual	2 Affiliation
Tim Biggs
Gary Rodmaker
Brenda Kalb
Jeffrey Weisman
Christian Donoso
William Hilbert
Kevin Buhrlage
Sachin Jain

29.0597 For those firms/individuals listed in the table for Question 29.05, do any firms/individuals unaffiliated with the reporting entity (i.e. designated with a "U") manage more than 10% of the reporting entity's invested assets?..... Yes [] No [X]

29.0598 For firms/individuals unaffiliated with the reporting entity (i.e. designated with a "U") listed in the table for Question 29.05, does the total assets under management aggregate to more than 50% of the reporting entity's invested assets?..... Yes [] No [X]

29.06 For those firms or individuals listed in the table for 29.05 with an affiliation code of "A" (affiliated) or "U" (unaffiliated), provide the information for the table below.

1	2	3	4	5
Central Registration Depository Number	Name of Firm or Individual	Legal Entity Identifier (LEI)	Registered With	Investment Management Agreement (IMA) Filed

30.1 Does the reporting entity have any diversified mutual funds reported in Schedule D, Part 2 (diversified according to the Securities and Exchange Commission (SEC) in the Investment Company Act of 1940 [Section 5(b)(1)])? Yes [] No [X]

30.2 If yes, complete the following schedule:

1 CUSIP #	2 Name of Mutual Fund	3 Book/Adjusted Carrying Value
30.2999 - Total		0

30.3 For each mutual fund listed in the table above, complete the following schedule:

1	2	3	4
Name of Mutual Fund (from above table)	Name of Significant Holding of the Mutual Fund	Amount of Mutual Fund's Book/Adjusted Carrying Value Attributable to the Holding	Date of Valuation

ANNUAL STATEMENT FOR THE YEAR 2023 OF AUGUSTAR LIFE ASSURANCE CORPORATION
GENERAL INTERROGATORIES

31. Provide the following information for all short-term and long-term bonds and all preferred stocks. Do not substitute amortized value or statement value for fair value.

	1	2	3
	Statement (Admitted) Value	Fair Value	Excess of Statement over Fair Value (-), or Fair Value over Statement (+)
31.1 Bonds	2,045,807,828	1,823,422,537	(222,385,291)
31.2 Preferred stocks	16,711,200	14,908,840	(1,802,360)
31.3 Totals	2,062,519,028	1,838,331,377	(224,187,651)

31.4 Describe the sources or methods utilized in determining the fair values:

Bond pricing through HUB Data, Bloomberg, and US Bankcorp were used to obtain fair market value for public issues. Private issues were priced using a matrix program based on quality spread over the final current year end Treasury Bond yields.

32.1 Was the rate used to calculate fair value determined by a broker or custodian for any of the securities in Schedule D? Yes [X] No []

32.2 If the answer to 32.1 is yes, does the reporting entity have a copy of the broker's or custodian's pricing policy (hard copy or electronic copy) for all brokers or custodians used as a pricing source? Yes [X] No []

32.3 If the answer to 32.2 is no, describe the reporting entity's process for determining a reliable pricing source for purposes of disclosure of fair value for Schedule D:

33.1 Have all the filing requirements of the Purposes and Procedures Manual of the NAIC Investment Analysis Office been followed? Yes [X] No []

33.2 If no, list exceptions:

34. By self-designating 5GI securities, the reporting entity is certifying the following elements of each self-designated 5GI security:

- a. Documentation necessary to permit a full credit analysis of the security does not exist or an NAIC CRP credit rating for an FE or PL security is not available.
- b. Issuer or obligor is current on all contracted interest and principal payments.
- c. The insurer has an actual expectation of ultimate payment of all contracted interest and principal.

Has the reporting entity self-designated 5GI securities? Yes [] No [X]

35. By self-designating PLGI securities, the reporting entity is certifying the following elements of each self-designated PLGI security:

- a. The security was purchased prior to January 1, 2018.
- b. The reporting entity is holding capital commensurate with the NAIC Designation reported for the security.
- c. The NAIC Designation was derived from the credit rating assigned by an NAIC CRP in its legal capacity as a NRSRO which is shown on a current private letter rating held by the insurer and available for examination by state insurance regulators.
- d. The reporting entity is not permitted to share this credit rating of the PL security with the SVO.

Has the reporting entity self-designated PLGI securities? Yes [] No [X]

36. By assigning FE to a Schedule BA non-registered private fund, the reporting entity is certifying the following elements of each self-designated FE fund:

- a. The shares were purchased prior to January 1, 2019.
- b. The reporting entity is holding capital commensurate with the NAIC Designation reported for the security.
- c. The security had a public credit rating(s) with annual surveillance assigned by an NAIC CRP in its legal capacity as an NRSRO prior to January 1, 2019.
- d. The fund only or predominantly holds bonds in its portfolio.
- e. The current reported NAIC Designation was derived from the public credit rating(s) with annual surveillance assigned by an NAIC CRP in its legal capacity as an NRSRO.
- f. The public credit rating(s) with annual surveillance assigned by an NAIC CRP has not lapsed.

Has the reporting entity assigned FE to Schedule BA non-registered private funds that complied with the above criteria? Yes [] No [X]

37. By rolling/renewing short-term or cash equivalent investments with continued reporting on Schedule DA, Part 1 or Schedule E Part 2 (identified through a code (%) in those investment schedules), the reporting entity is certifying to the following:

- a. The investment is a liquid asset that can be terminated by the reporting entity on the current maturity date.
- b. If the investment is with a nonrelated party or nonaffiliate, then it reflects an arms-length transaction with renewal completed at the discretion of all involved parties.
- c. If the investment is with a related party or affiliate, then the reporting entity has completed robust re-underwriting of the transaction for which documentation is available for regulator review.
- d. Short-term and cash equivalent investments that have been renewed/rolled from the prior period that do not meet the criteria in 37.a - 37.c are reported as long-term investments.

Has the reporting entity rolled/renewed short-term or cash equivalent investments in accordance with these criteria? Yes [] No [] N/A [X]

ANNUAL STATEMENT FOR THE YEAR 2023 OF AUGUSTAR LIFE ASSURANCE CORPORATION
GENERAL INTERROGATORIES

38.1 Does the reporting entity directly hold cryptocurrencies? Yes [] No [X]

38.2 If the response to 38.1 is yes, on what schedule are they reported?

39.1 Does the reporting entity directly or indirectly accept cryptocurrencies as payments for premiums on policies? Yes [] No [X]

39.2 If the response to 39.1 is yes, are the cryptocurrencies held directly or are they immediately converted to U.S. dollars?
 39.21 Held directly Yes [] No []
 39.22 Immediately converted to U.S. dollars Yes [] No []

39.3 If the response to 38.1 or 39.1 is yes, list all cryptocurrencies accepted for payments of premiums or that are held directly.

1 Name of Cryptocurrency	2 Immediately Converted to USD, Directly Held, or Both	3 Accepted for Payment of Premiums

OTHER

40.1 Amount of payments to trade associations, service organizations and statistical or rating bureaus, if any? \$ 87,667

40.2 List the name of the organization and the amount paid if any such payment represented 25% or more of the total payments to trade associations, service organizations and statistical or rating bureaus during the period covered by this statement.

1 Name	2 Amount Paid
AM Best Rating Services INC	66,800

41.1 Amount of payments for legal expenses, if any? \$ 152,130

41.2 List the name of the firm and the amount paid if any such payment represented 25% or more of the total payments for legal expenses during the period covered by this statement.

1 Name	2 Amount Paid
Chittenden Murday & Novotny LLC	68,770
Maynard nexsen	64,970

42.1 Amount of payments for expenditures in connection with matters before legislative bodies, officers or departments of government, if any? \$ 0

42.2 List the name of the firm and the amount paid if any such payment represented 25% or more of the total payment expenditures in connection with matters before legislative bodies, officers, or departments of government during the period covered by this statement.

1 Name	2 Amount Paid

GENERAL INTERROGATORIES

PART 2 - LIFE, ACCIDENT AND HEALTH COMPANIES/FRATERNAL BENEFIT SOCIETIES INTERROGATORIES

Life, Accident and Health Companies/Fraternal Benefit Societies:

- 1.1 Does the reporting entity have any direct Medicare Supplement Insurance in force? Yes [] No [X]
- 1.2 If yes, indicate premium earned on U.S. business only\$0
- 1.3 What portion of Item (1.2) is not reported on the Medicare Supplement Insurance Experience Exhibit?\$0
 1.31 Reason for excluding:

- 1.4 Indicate amount of earned premium attributable to Canadian and/or Other Alien not included in Item (1.2) above.\$0
- 1.5 Indicate total incurred claims on all Medicare Supplement insurance.\$0
- 1.6 Individual policies:
- | | |
|---|---------------------------|
| | Most current three years: |
| 1.61 Total premium earned | \$0 |
| 1.62 Total incurred claims | \$0 |
| 1.63 Number of covered lives |0 |
| All years prior to most current three years | |
| 1.64 Total premium earned | \$0 |
| 1.65 Total incurred claims | \$0 |
| 1.66 Number of covered lives |0 |
- 1.7 Group policies:
- | | |
|---|---------------------------|
| | Most current three years: |
| 1.71 Total premium earned | \$0 |
| 1.72 Total incurred claims | \$0 |
| 1.73 Number of covered lives |0 |
| All years prior to most current three years | |
| 1.74 Total premium earned | \$0 |
| 1.75 Total incurred claims | \$0 |
| 1.76 Number of covered lives |0 |

2. Health Test:

	1 Current Year	2 Prior Year
2.1 Premium Numerator	0	0
2.2 Premium Denominator	199,883,462	163,715,047
2.3 Premium Ratio (2.1/2.2)	0.000	0.000
2.4 Reserve Numerator	8,423,561	9,039,072
2.5 Reserve Denominator	2,274,154,575	2,254,926,150
2.6 Reserve Ratio (2.4/2.5)	0.004	0.004

- 3.1 Does this reporting entity have Separate Accounts? Yes [X] No []
- 3.2 If yes, has a Separate Accounts Statement been filed with this Department? Yes [X] No [] N/A []
- 3.3 What portion of capital and surplus funds of the reporting entity covered by assets in the Separate Accounts statement, is not currently distributable from the Separate Accounts to the general account for use by the general account?\$0
- 3.4 State the authority under which Separate Accounts are maintained:

- 3.5 Was any of the reporting entity's Separate Accounts business reinsured as of December 31? Yes [X] No []
- 3.6 Has the reporting entity assumed by reinsurance any Separate Accounts business as of December 31? Yes [] No [X]
- 3.7 If the reporting entity has assumed Separate Accounts business, how much, if any, reinsurance assumed receivable for reinsurance of Separate Accounts reserve expense allowances is included as a negative amount in the liability for "Transfers to Separate Accounts due or accrued (net)"?\$0
4. For reporting entities having sold annuities to another insurer where the insurer purchasing the annuities has obtained a release of liability from the claimant (payee) as the result of the purchase of an annuity from the reporting entity only:
- 4.1 Amount of loss reserves established by these annuities during the current year:\$0
- 4.2 List the name and location of the insurance company purchasing the annuities and the statement value on the purchase date of the annuities.

1	2 Statement Value on Purchase Date of Annuities (i.e., Present Value)
P&C Insurance Company And Location	

GENERAL INTERROGATORIES

PART 2 - LIFE, ACCIDENT AND HEALTH COMPANIES/FRATERNAL BENEFIT SOCIETIES INTERROGATORIES

- 5.1 Do you act as a custodian for health savings accounts? Yes [] No [X]
- 5.2 If yes, please provide the amount of custodial funds held as of the reporting date. \$ 0
- 5.3 Do you act as an administrator for health savings accounts? Yes [] No [X]
- 5.4 If yes, please provide the balance of funds administered as of the reporting date. \$ 0
- 6.1 Are any of the captive affiliates reported on Schedule S, Part 3, authorized reinsurers? Yes [X] No [] N/A []
- 6.2 If the answer to 6.1 is yes, please provide the following:

1 Company Name	2 NAIC Company Code	3 Domiciliary Jurisdiction	4 Reserve Credit	Assets Supporting Reserve Credit		
				5 Letters of Credit	6 Trust Agreements	7 Other
Camargo Re Captive, Inc	15855	OH.....	383,337,071	0	233,258,530	190,045,998

7. Provide the following for individual ordinary life insurance* policies (U.S. business only) for the current year (prior to reinsurance assumed or ceded):
- 7.1 Direct Premium Written \$ 376,993,481
- 7.2 Total Incurred Claims \$ 381,504,752
- 7.3 Number of Covered Lives 224,885

*Ordinary Life Insurance Includes
Term (whether full underwriting,limited underwriting,jet issue,"short form app")
Whole Life (whether full underwriting,limited underwriting,jet issue,"short form app")
Variable Life (with or without secondary gurantee)
Universal Life (with or without secondary gurantee)
Variable Universal Life (with or without secondary gurantee)

8. Is the reporting entity licensed or chartered, registered, qualified, eligible or writing business in at least two states? Yes [X] No []
- 8.1 If no, does the reporting entity assume reinsurance business that covers risks residing in at least one state other than the state of domicile of the reporting entity? Yes [] No []

Life, Accident and Health Companies Only:

- 9.1 Are personnel or facilities of this reporting entity used by another entity or entities or are personnel or facilities of another entity or entities used by this reporting entity (except for activities such as administration of jointly underwritten group contracts and joint mortality or morbidity studies)? Yes [X] No []
- 9.2 Net reimbursement of such expenses between reporting entities:
- 9.21 Paid \$ 59,376,806
- 9.22 Received..... \$ 0
- 10.1 Does the reporting entity write any guaranteed interest contracts? Yes [X] No []
- 10.2 If yes, what amount pertaining to these lines is included in:
- 10.21 Page 3, Line 1 \$ 350,000,000
- 10.22 Page 4, Line 1 \$ 0
11. For stock reporting entities only:
- 11.1 Total amount paid in by stockholders as surplus funds since organization of the reporting entity: \$ 87,976,286
12. Total dividends paid stockholders since organization of the reporting entity:
- 12.11 Cash \$ 465,217,500
- 12.12 Stock \$ 0
- 13.1 Does the reporting entity reinsure any Workers' Compensation Carve-Out business defined as: Yes [] No [X]
 Reinsurance (including retrocessional reinsurance) assumed by life and health insurers of medical, wage loss and death benefits of the occupational illness and accident exposures, but not the employers liability exposures, of business originally written as workers' compensation insurance.
- 13.2 If yes, has the reporting entity completed the Workers' Compensation Carve-Out Supplement to the Annual Statement? Yes [] No []
- 13.3 If 13.1 is yes, the amounts of earned premiums and claims incurred in this statement are:

	1 Reinsurance Assumed	2 Reinsurance Ceded	3 Net Retained
13.31 Earned premium	0	0	0
13.32 Paid claims	0	0	0
13.33 Claim liability and reserve (beginning of year)	0	0	0
13.34 Claim liability and reserve (end of year)	0	0	0
13.35 Incurred claims	0	0	0

ANNUAL STATEMENT FOR THE YEAR 2023 OF AUGUSTAR LIFE ASSURANCE CORPORATION
GENERAL INTERROGATORIES

PART 2 - LIFE, ACCIDENT AND HEALTH COMPANIES/FRATERNAL BENEFIT SOCIETIES INTERROGATORIES

13.4 If reinsurance assumed included amounts with attachment points below \$1,000,000, the distribution of the amounts reported in Lines 13.31 and 13.34 for Column (1) are:

	Attachment Point	1 Earned Premium	2 Claim Liability and Reserve
13.41	<\$25,00000
13.42	\$25,000 - 99,99900
13.43	\$100,000 - 249,99900
13.44	\$250,000 - 999,99900
13.45	\$1,000,000 or more00

13.5 What portion of earned premium reported in 13.31, Column 1 was assumed from pools?\$0

Fraternal Benefit Societies Only:

- 14. Is the reporting entity organized and conducted on the lodge system, with ritualistic form of work and representative form of government? Yes [] No []
- 15. How often are meetings of the subordinate branches required to be held?
.....
- 16. How are the subordinate branches represented in the supreme or governing body?
.....
- 17. What is the basis of representation in the governing body?
.....
- 18.1 How often are regular meetings of the governing body held?
.....
- 18.2 When was the last regular meeting of the governing body held?
- 18.3 When and where will the next regular or special meeting of the governing body be held?
.....
- 18.4 How many members of the governing body attended the last regular meeting?
- 18.5 How many of the same were delegates of the subordinate branches?
- 19. How are the expenses of the governing body defrayed?
.....
- 20. When and by whom are the officers and directors elected?
.....
- 21. What are the qualifications for membership?
.....
- 22. What are the limiting ages for admission?
.....
- 23. What is the minimum and maximum insurance that may be issued on any one life?
.....
- 24. Is a medical examination required before issuing benefit certificates to applicants? Yes [] No []
- 25. Are applicants admitted to membership without filing an application with and becoming a member of a local branch by ballot and initiation? Yes [] No []
- 26.1 Are notices of the payments required sent to the members? Yes [] No [] N/A []
- 26.2 If yes, do the notices state the purpose for which the money is to be used? Yes [] No []
- 27. What proportion of first and subsequent year's payments may be used for management expenses?
27.11 First Year %
27.12 Subsequent Years %
- 28.1 Is any part of the mortuary, disability, emergency or reserve fund, or the accretions from or payments for the same, used for expenses? Yes [] No []
- 28.2 If so, what amount and for what purpose? \$
- 29.1 Does the reporting entity pay an old age disability benefit? Yes [] No []
- 29.2 If yes, at what age does the benefit commence?
- 30.1 Has the constitution or have the laws of the reporting entity been amended during the year? Yes [] No []
- 30.2 If yes, when?
.....
- 31. Have you filed with this Department all forms of benefit certificates issued, a copy of the constitution and all of the laws, rules and regulations in force at the present time? Yes [] No []
- 32.1 State whether all or a portion of the regular insurance contributions were waived during the current year under premium-paying certificates on account of meeting attained age or membership requirements? Yes [] No []
- 32.2 If so, was an additional reserve included in Exhibit 5? Yes [] No [] N/A []
- 32.3 If yes, explain
.....
- 33.1 Has the reporting entity reinsured, amalgamated with, or absorbed any company, order, society, or association during the year? Yes [] No []
- 33.2 If yes, was there any contract agreement, or understanding, written or oral, expressed or implied, by means of which any officer, director, trustee, or any other person, or firm, corporation, society or association, received or is to receive any fee, commission, emolument, or compensation of any nature whatsoever in connection with, on an account of such reinsurance, amalgamation, absorption, or transfer of membership or funds? Yes [] No [] N/A []
- 34. Has any present or former officer, director, trustee, incorporator, or any other persons, or any firm, corporation, society or association, any claims of any nature whatsoever against this reporting entity, which is not included in the liabilities on Page 3 of this statement? Yes [] No []
- 35.1 Does the reporting entity have outstanding assessments in the form of liens against policy benefits that have increased surplus? Yes [] No []
- 35.2 If yes, what is the date of the original lien and the outstanding balance as the surplus remains?

Date	Outstanding Lien amount
.....
.....

NONE

ANNUAL STATEMENT FOR THE YEAR 2023 OF AUGUSTAR LIFE ASSURANCE CORPORATION

FIVE-YEAR HISTORICAL DATA

Show amounts in whole dollars only, no cents; show percentages to one decimal place, i.e. 17.6.
\$000 omitted for amounts of life insurance

	1 2023	2 2022	3 2021	4 2020	5 2019
Life Insurance in Force (Exhibit of Life Insurance)					
1. Ordinary - whole life and endowment (Line 34, Col. 4)	21,183,539	21,955,865	22,103,164	22,171,293	22,618,792
2. Ordinary - term (Line 21, Col. 4, less Line 34, Col. 4)	119,264,637	127,840,322	134,339,995	137,916,248	140,155,386
3. Credit life (Line 21, Col. 6)	0	0	0	0	0
4. Group, excluding FEGLI/SGLI (Line 21, Col. 9 less Lines 43 & 44, Col. 4)	0	0	0	0	0
5. Industrial (Line 21, Col. 2)	0	0	0	0	0
6. FEGLI/SGLI (Lines 43 & 44, Col. 4)	0	0	0	0	0
7. Total (Line 21, Col. 10)	140,448,176	149,796,187	156,443,159	160,087,541	162,774,178
7.1 Total in force for which VM-20 deterministic/stochastic reserves are calculated	0	0	0	0	0
New Business Issued (Exhibit of Life Insurance)					
8. Ordinary - whole life and endowment (Line 34, Col. 2)	521,792	776,415	772,342	507,007	797,825
9. Ordinary - term (Line 2, Col. 4, less Line 34, Col. 2)	1,214,073	2,542,406	4,343,811	6,807,849	8,682,118
10. Credit life (Line 2, Col. 6)	0	0	0	0	0
11. Group (Line 2, Col. 9)	0	0	0	0	0
12. Industrial (Line 2, Col. 2)	0	0	0	0	0
13. Total (Line 2, Col. 10)	1,735,865	3,318,821	5,116,153	7,314,856	9,479,943
Premium Income - Lines of Business (Exhibit 1 - Part 1)					
14. Individual life (Line 20.4, Col. 2)	170,217,057	134,422,416	126,860,808	112,440,750	121,527,576
15. Group life (Line 20.4, Col. 3)	0	0	0	0	0
16. Individual annuities (Line 20.4, Col. 4)	65,036	105,837	102,217	60,561	157,317
17. Group annuities (Line 20.4, Col. 5)	0	0	0	0	0
18. Accident & Health (Line 20.4, Col. 6)	29,601,368	29,186,793	26,826,821	23,701,227	19,465,640
19. Other lines of business (Line 20.4, Col. 8)	0	0	0	0	0
20. Total	199,883,461	163,715,046	153,789,846	136,202,538	141,150,533
Balance Sheet (Pages 2 & 3)					
21. Total admitted assets excluding Separate Accounts business (Page 2, Line 26, Col. 3)	3,030,836,190	2,909,478,965	2,852,319,686	2,739,377,470	2,730,274,044
22. Total liabilities excluding Separate Accounts business (Page 3, Line 26)	2,774,144,307	2,671,741,782	2,605,508,140	2,506,631,207	2,472,831,155
23. Aggregate life reserves (Page 3, Line 1)	2,150,514,278	2,139,353,662	2,129,313,510	2,099,372,467	2,094,253,760
23.1 Excess VM-20 deterministic/stochastic reserve over NPR related to Line 7.1	0	0	0	0	0
24. Aggregate A & H reserves (Page 3, Line 2)	110,432,868	105,065,773	88,919,882	84,296,379	82,995,937
25. Deposit-type contract funds (Page 3, Line 3)	353,489,743	284,684,677	180,115,773	107,819,676	106,555,377
26. Asset valuation reserve (Page 3, Line 24.01)	24,061,172	19,149,547	23,522,439	17,648,447	17,609,029
27. Capital (Page 3, Lines 29 and 30)	9,600,005	9,600,005	9,600,005	9,600,005	9,600,005
28. Surplus (Page 3, Line 37)	247,091,879	228,137,180	237,211,540	223,146,257	247,842,883
Cash Flow (Page 5)					
29. Net Cash from Operations (Line 11)	6,540,263	53,569,601	47,155,773	14,844,238	29,174,380
Risk-Based Capital Analysis					
30. Total adjusted capital	280,753,056	256,886,732	270,333,984	250,394,709	275,051,918
31. Authorized control level risk - based capital	37,301,767	36,950,764	33,672,839	33,717,335	29,946,736
Percentage Distribution of Cash, Cash Equivalents and Invested Assets (Page 2, Col. 3) (Line No. /Page 2, Line 12, Col. 3) x 100.0					
32. Bonds (Line 1)	72.9	74.2	71.5	71.2	73.9
33. Stocks (Lines 2.1 and 2.2)	1.2	1.2	1.4	0.5	0.3
34. Mortgage loans on real estate(Lines 3.1 and 3.2)	16.5	16.8	15.9	16.2	17.6
35. Real estate (Lines 4.1, 4.2 and 4.3)	0.0	0.0	0.0	0.0	0.0
36. Cash, cash equivalents and short-term investments (Line 5)	0.6	0.3	1.8	2.3	(0.1)
37. Contract loans (Line 6)	4.6	4.6	4.7	5.0	5.0
38. Derivatives (Page 2, Line 7)	0.2	0.1	0.2	0.2	0.1
39. Other invested assets (Line 8)	1.5	1.4	1.3	1.1	0.0
40. Receivables for securities (Line 9)	0.0	0.0	0.0	0.0	0.1
41. Securities lending reinvested collateral assets (Line 10)	2.4	1.5	3.3	3.5	3.0
42. Aggregate write-ins for invested assets (Line 11)	0.0	0.0	0.0	0.0	0.0
43. Cash, cash equivalents and invested assets (Line 12)	100.0	100.0	100.0	100.0	100.0
Investments in Parent, Subsidiaries and Affiliates					
44. Affiliated bonds (Schedule D Summary, Line 12, Col. 1)	0	0	0	0	0
45. Affiliated preferred stocks (Schedule D Summary, Line 18, Col. 1)	0	0	0	0	0
46. Affiliated common stocks (Schedule D Summary Line 24, Col. 1),	0	0	0	0	0
47. Affiliated short-term investments (subtotal included in Schedule DA Verification, Col. 5, Line 10)	0	0	0	0	0
48. Affiliated mortgage loans on real estate	0	0	0	0	0
49. All other affiliated	0	0	0	0	0
50. Total of above Lines 44 to 49	0	0	0	0	0
51. Total Investment in Parent included in Lines 44 to 49 above	0	0	0	0	0

ANNUAL STATEMENT FOR THE YEAR 2023 OF AUGUSTAR LIFE ASSURANCE CORPORATION

FIVE-YEAR HISTORICAL DATA

(Continued)

	1 2023	2 2022	3 2021	4 2020	5 2019
Total Nonadmitted and Admitted Assets					
52. Total nonadmitted assets (Page 2, Line 28, Col. 2).....	46,394,943	43,004,530	39,316,765	40,193,407	32,608,298
53. Total admitted assets (Page 2, Line 28, Col. 3)	3,302,051,789	3,156,373,964	3,181,380,376	3,032,578,141	2,998,568,823
Investment Data					
54. Net investment income (Exhibit of Net Investment Income)	109,353,536	102,043,909	100,931,389	103,091,455	138,230,029
55. Realized capital gains (losses) (Page 4, Line 34, Column 1)	219,662	(5,602,906)	2,032,185	(3,078,019)	(2,907,367)
56. Unrealized capital gains (losses) (Page 4, Line 38, Column 1)	2,557,558	(4,688,784)	2,740,233	514,454	932,593
57. Total of above Lines 54, 55 and 56	112,130,756	91,752,219	105,703,807	100,527,890	136,255,255
Benefits and Reserve Increases (Page 6)					
58. Total contract/certificate benefits - life (Lines 10, 11, 12, 13, 14 and 15, Col. 1 minus Lines 10, 11, 12, 13, 14 and 15, Cols. 6, 7 and 8)	211,765,556	153,671,023	156,851,227	164,549,817	175,243,109
59. Total contract/certificate benefits - A & H (Lines 13 & 14, Col. 6)	11,377,645	11,367,873	10,842,878	10,257,992	11,755,102
60. Increase in life reserves - other than group and annuities (Line 19, Col. 2)	12,378,852	9,182,635	34,243,182	5,772,781	3,243,845
61. Increase in A & H reserves (Line 19, Col. 6)	5,608,891	16,145,891	4,623,503	1,300,441	(1,324,659)
62. Dividends to policyholders and refunds to members (Line 30, Col. 1)	0	0	0	0	0
Operating Percentages					
63. Insurance expense percent (Page 6, Col. 1, Lines 21, 22 & 23, less Line 6)/(Page 6, Col. 1, Line 1 plus Exhibit 7, Col. 2, Line 2) x 100.0	13.0	14.4	23.2	31.1	16.1
64. Lapse percent (ordinary only) [(Exhibit of Life Insurance, Col. 4, Lines 14 & 15) / 1/2 (Exhibit of Life Insurance, Col. 4, Lines 1 & 21)] x 100.0	7.2	6.0	5.1	5.6	5.5
65. A & H loss percent (Schedule H, Part 1, Lines 5 and 6, Col. 2)	57.0	94.8	60.1	45.1	54.8
66. A & H cost containment percent (Schedule H, Pt. 1, Line 4, Col. 2)	0.4	0.6	0.7	1.1	1.0
67. A & H expense percent excluding cost containment expenses (Schedule H, Pt. 1, Line 10, Col. 2)	35.8	55.0	59.3	91.7	86.6
A & H Claim Reserve Adequacy					
68. Incurred losses on prior years' claims - comprehensive group health (Sch. H, Part 3, Line 3.1 Col. 3)	0	0	XXX	XXX	XXX
69. Prior years' claim liability and reserve - comprehensive group health (Sch. H, Part 3, Line 3.2 Col. 3)	0	0	XXX	XXX	XXX
70. Incurred losses on prior years' claims-health other than comprehensive group health (Sch. H, Part 3, Line 3.1 Col. 1 less Col. 3)	77,273,856	74,762,012	XXX	XXX	XXX
71. Prior years' claim liability and reserve-health other than comprehensive group health (Sch. H, Part 3, Line 3.2 Col. 1 less Col. 3)	83,709,461	70,041,605	XXX	XXX	XXX
Net Gains From Operations After Dividends to Policyholders, Refunds to Members, Federal Income Taxes and Before Realized Capital Gains or (Losses) by Lines of Business (Page 6.x, Line 33)					
72. Individual industrial life (Page 6.1, Col. 2)	0	0	0	0	0
73. Individual whole life (Page 6.1, Col. 3)	561,341	(298,888)	(53,621)	1,659	(376,443)
74. Individual term life (Page 6.1, Col. 4)	29,992,097	41,588,585	21,885,637	551,284	11,046,926
75. Individual indexed life (Page 6.1, Col. 5)	(13,254,737)	5,010,578	(3,019,480)	851,079	3,470,632
76. Individual universal life (Page 6.1, Col. 6)	15,925,267	13,923,314	2,888,644	27,644,635	41,907,454
77. Individual universal life with secondary guarantees (Page 6.1, Col. 7)	(5,239,575)	(8,223,290)	(11,000,247)	(9,805,462)	1,740,342
78. Individual variable life (Page 6.1, Col. 8)	0	0	0	0	0
79. Individual variable universal life (Page 6.1, Col. 9)	2,365,231	4,306,185	3,301,154	3,192,288	4,602,094
80. Individual credit life (Page 6.1, Col. 10)	0	0	0	0	0
81. Individual other life (Page 6.1, Col. 11)	0	0	0	0	0
82. Individual YRT mortality risk only (Page 6.1, Col. 12)	0	0	0	0	0
83. Group whole life (Page 6.2, Col. 2)	0	0	0	0	0
84. Group term life (Page 6.2, Col. 3)	0	0	0	0	0
85. Group universal life (Page 6.2, Col. 4)	0	0	0	0	0
86. Group variable life (Page 6.2, Col. 5)	0	0	0	0	0
87. Group variable universal life (Page 6.2, Col. 6)	0	0	0	0	0
88. Group credit life (Page 6.2, Col. 7)	0	0	0	0	0
89. Group other life (Page 6.2, Col. 8)	0	0	0	0	0
90. Group YRT mortality risk only (Page 6.2, Col. 9)	0	0	0	0	0
91. Individual deferred fixed annuities (Page 6.3, Col. 2)	42,629	143,869	225,595	620,950	957,233
92. Individual deferred indexed annuities (Page 6.3, Col. 3)	0	0	0	0	0
93. Individual deferred variable annuities with guarantees (Page 6.3, Col. 4)	0	0	0	0	0
94. Individual deferred variable annuities without guarantees (Page 6.3, Col. 5)	0	0	0	0	0
95. Individual life contingent payout (immediate and annuitization) (Page 6.3, Col. 6)	(130,007)	(2,067,407)	(312,661)	(433,392)	10,051
96. Individual other annuities (Page 6.3, Col. 7)	0	0	0	0	0
97. Group deferred fixed annuities (Page 6.4, Col. 2)	0	0	0	0	0
98. Group deferred indexed annuities (Page 6.4, Col. 3)	0	0	0	0	0
99. Group deferred variable annuities with guarantees (Page 6.4, Col. 4)	0	0	0	0	0
100. Group deferred variable annuities without guarantees (Page 6.4, Col. 5)	0	0	0	0	0
101. Group life contingent payout (immediate and annuitization) (Page 6.4, Col. 6)	0	0	0	0	0
102. Group other annuities (Page 6.4, Col. 7)	4,843,524	5,314,482	2,439,919	2,139,237	2,378,120
103. A & H-comprehensive individual (Page 6.5, Col. 2)	0	0	0	0	0
104. A & H-comprehensive group (Page 6.5, Col. 3)	0	0	0	0	0
105. A & H-Medicare supplement (Page 6.5, Col. 4)	0	0	0	0	0
106. A & H-vision only (Page 6.5, Col. 5)	0	0	0	0	0
107. A & H-dental only (Page 6.5, Col. 6)	0	0	0	0	0
108. A & H-Federal employees health benefits plan (Page 6.5, Col. 7)	0	0	0	0	0
109. A & H-Title XVIII Medicare (Page 6.5, Col. 8)	0	0	0	0	0
110. A & H-Title XIX Medicaid (Page 6.5, Col. 9)	0	0	0	0	0
111. A & H-credit (Page 6.5, Col. 10)	0	0	0	0	0
112. A & H-disability income (Page 6.5, Col. 11)	3,798,955	(12,359,171)	(4,080,599)	(6,381,509)	(6,129,255)
113. A & H-long-term care (Page 6.5, Col. 12)	0	0	0	0	0
114. A & H-other (Page 6.5, Col. 13)	0	0	0	0	0
115. Aggregate of all other lines of business (Page 6, Col. 8)	(1,569,399)	(7,585,729)	362,574	(4,733,823)	6,213,036
116. Fraternal (Page 6, Col. 7)	0	0	0	0	0
117. Total (Page 6, Col. 1)	37,335,326	39,732,528	12,636,915	13,646,946	65,820,190

NOTE: If a party to a merger, have the two most recent years of this exhibit been restated due to a merger in compliance with the disclosure requirements of SSAP No. 3, Accounting Changes and Correction of Errors?

Yes [] No []

If no, please explain:



**ANNUAL STATEMENT FOR THE YEAR 2023 OF AUGUSTAR LIFE ASSURANCE CORPORATION
LIFE INSURANCE (STATE PAGE)^(b)**

NAIC Group Code 0704

BUSINESS IN THE STATE OF Grand Total

DURING THE YEAR 2023

NAIC Company Code 89206

Line of Business	1 Premiums and Annuities Considerations	2 Other Considerations	Dividends to Policyholders/Refunds to Members					Claims and Benefits Paid				
			3 Paid in Cash or Left on Deposit	4 Applied to Pay Renewal Premiums	5 Applied to Provide Paid-Up Additions or Shorten the Endowment or Premium-Paying Period	6 Other	7 Total (Col. 3+4+5+6)	8 Death and Annuity Benefits	9 Matured Endowments	10 Surrender Values and Withdrawals for Life Contracts	11 All Other Benefits	12 Total (Sum Columns 8 through 11)
Individual Life												
1. Industrial	0	0	0	0	0	0	0	0	0	0	0	0
2. Whole	235,577	0	0	0	0	0	0	509,984	8,097	123,501	0	641,582
3. Term	189,447,902	0	0	0	0	0	0	161,786,972	0	99,523	0	161,886,495
4. Indexed	43,084,565	0	0	0	0	0	0	1,187,288	0	5,777,952	0	6,965,240
5. Universal	127,284,557	0	0	0	0	0	0	177,528,977	0	185,775,950	0	363,304,927
6. Universal with secondary guarantees	8,907,707	0	0	0	0	0	0	20,256,359	0	8,766,229	0	29,022,588
7. Variable	0	0	0	0	0	0	0	0	0	0	0	0
8. Variable universal	8,351,087	0	0	0	0	0	0	16,943,574	0	23,661,777	0	40,605,351
9. Credit	0	0	0	0	0	0	0	0	0	0	0	0
10. Other (f)	0	0	0	0	0	0	0	0	0	0	0	0
11. Total Individual Life	377,311,395	0	0	0	0	0	0	378,213,154	8,097	224,204,931	0	602,426,182
Group Life												
12. Whole	0	0	0	0	0	0	0	0	0	0	0	0
13. Term	0	0	0	0	0	0	0	0	0	0	0	0
14. Universal	0	0	0	0	0	0	0	0	0	0	0	0
15. Variable	0	0	0	0	0	0	0	0	0	0	0	0
16. Variable universal	0	0	0	0	0	0	0	0	0	0	0	0
17. Credit	0	0	0	0	0	0	0	0	0	0	0	0
18. Other (f)	0	0	0	0	0	0	0	0	0	0	0	0
19. Total Group Life	0	0	0	0	0	0	0	0	0	0	0	0
Individual Annuities												
20. Fixed	65,036	0	0	0	0	0	0	2,308,185	0	3,108,468	0	5,416,654
21. Indexed	0	0	0	0	0	0	0	0	0	0	0	0
22. Variable with guarantees	0	0	0	0	0	0	0	0	0	0	0	0
23. Variable without guarantees	0	0	0	0	0	0	0	0	0	0	0	0
24. Life contingent payout	0	0	0	0	0	0	0	808,523	0	0	0	808,523
25. Other (f)	0	0	0	0	0	0	0	0	0	0	0	0
26. Total Individual Annuities	65,036	0	0	0	0	0	0	3,116,708	0	3,108,468	0	6,225,177
Group Annuities												
27. Fixed	0	0	0	0	0	0	0	0	0	0	0	0
28. Indexed	0	0	0	0	0	0	0	0	0	0	0	0
29. Variable with guarantees	0	0	0	0	0	0	0	0	0	0	0	0
30. Variable without guarantees	0	0	0	0	0	0	0	0	0	0	0	0
31. Life contingent payout	0	0	0	0	0	0	0	0	0	0	0	0
32. Other (f)	0	0	0	0	0	0	0	0	0	0	0	0
33. Total Group Annuities	0	0	0	0	0	0	0	0	0	0	0	0
Accident and Health												
34. Comprehensive individual (d)	0	0	0	0	0	0	0	XXX	XXX	XXX	0	0
35. Comprehensive group (d)	0	0	0	0	0	0	0	XXX	XXX	XXX	0	0
36. Medicare Supplement (d)	0	0	0	0	0	0	0	XXX	XXX	XXX	0	0
37. Vision only (d)	0	0	0	0	0	0	0	XXX	XXX	XXX	0	0
38. Dental only (d)	0	0	0	0	0	0	0	XXX	XXX	XXX	0	0
39. Federal Employees Health Benefits Plan (d)	0	0	0	0	0	0	0	XXX	XXX	XXX	0	0
40. Title XVIII Medicare (d)	0	0	0	0	0	0	0	XXX	XXX	XXX	0	0
41. Title XIX Medicaid (d)	0	0	0	0	0	0	0	XXX	XXX	XXX	0	0
42. Credit A&H	0	0	0	0	0	0	0	XXX	XXX	XXX	0	0
43. Disability income (d)	45,487,302	0	0	0	0	0	0	XXX	XXX	XXX	25,609,493	25,609,493
44. Long-term care (d)	0	0	0	0	0	0	0	XXX	XXX	XXX	0	0
45. Other health (d)	0	0	0	0	0	0	0	XXX	XXX	XXX	0	0
46. Total Accident and Health	45,487,302	0	0	0	0	0	0	XXX	XXX	XXX	25,609,493	25,609,493
47. Total	422,863,734 (c)	0	0	0	0	0	0	381,329,862	8,097	227,313,400	25,609,493	634,260,851

24.GT

ANNUAL STATEMENT FOR THE YEAR 2023 OF AUGUSTAR LIFE ASSURANCE CORPORATION

LIFE INSURANCE (STATE PAGE) (Continued)^(b)

NAIC Group Code 0704

BUSINESS IN THE STATE OF

Grand Total

DURING THE YEAR 2023

NAIC Company Code 89206

Line of Business	13 Incurred During Current Year	13 Claims Settled During Current Year								22 Unpaid December 31, Current Year	22 Policy Exhibit							
		Totals Paid				Reduction by Compromise		Amount Rejected			Total Settled During Current Year		Issued During Year		Other Changes to In Force (Net)		In Force December 31, Current Year (b)	
		14 Number of Pals/Certs	15 Amount	16 Number of Pals/Certs	17 Amount	18 Number of Pals/Certs	19 Amount	20 Number of Pals/Certs	21 Amount		23 Number of Pals/Certs	24 Amount	25 Number of Pals/Certs	26 Amount	27 Number of Pals/Certs	28 Amount		
		Totals Paid		Reduction by Compromise		Amount Rejected		Total Settled During Current Year			Issued During Year		Other Changes to In Force (Net)		In Force December 31, Current Year (b)			
Individual Life																		
1. Industrial	0	0	0	0	0	0	0	0	0	0	0	0	0	0	0	0	0	
2. Whole	0	0	0	0	0	0	0	0	0	0	0	0	0	0	0	0	0	
3. Term	0	0	0	0	0	0	0	0	0	0	0	0	0	0	0	0	0	
4. Indexed	0	0	0	0	0	0	0	0	0	0	0	0	0	0	0	0	0	
5. Universal	0	0	0	0	0	0	0	0	0	0	0	0	0	0	0	0	0	
6. Universal with secondary guarantees	0	0	0	0	0	0	0	0	0	0	0	0	0	0	0	0	0	
7. Variable	0	0	0	0	0	0	0	0	0	0	0	0	0	0	0	0	0	
8. Variable universal	0	0	0	0	0	0	0	0	0	0	0	0	0	0	0	0	0	
9. Credit	0	0	0	0	0	0	0	0	0	0	0	0	0	0	0	0	0	
10. Other	365,038,150	969	360,511,531	0	0	0	0	969	360,511,531	56,731,528	2,914	1,735,864,662	(18,458)	(11,083,874,701)	224,885	140,448,175,952		
11. Total Individual Life	365,038,150	969	360,511,531	0	0	0	0	969	360,511,531	56,731,528	2,914	1,735,864,662	(18,458)	(11,083,874,701)	224,885	140,448,175,952		
Group Life																		
12. Whole	0	0	0	0	0	0	0	0	0	0	0	0	0	0	0	0	0	
13. Term	0	0	0	0	0	0	0	0	0	0	0	0	0	0	0	0	0	
14. Universal	0	0	0	0	0	0	0	0	0	0	0	0	0	0	0	0	0	
15. Variable	0	0	0	0	0	0	0	0	0	0	0	0	0	0	0	0	0	
16. Variable universal	0	0	0	0	0	0	0	0	0	0	0	0	0	0	0	0	0	
17. Credit	0	0	0	0	0	0	0	0	0	0	0	0	0	0	0	0	0	
18. Other	0	0	0	0	0	0	0	0	0	0	0	0	0	0	0	0	0	
19. Total Group Life	0	0	0	0	0	0	0	0	0	0	0	0	0	0	0	0	0	
Individual Annuities																		
20. Fixed	0	0	0	0	0	0	0	0	0	0	0	0	0	0	0	0	0	
21. Indexed	0	0	0	0	0	0	0	0	0	0	0	0	0	0	0	0	0	
22. Variable with guarantees	0	0	0	0	0	0	0	0	0	0	0	0	0	0	0	0	0	
23. Variable without guarantees	0	0	0	0	0	0	0	0	0	0	0	0	0	0	0	0	0	
24. Life contingent payout	0	0	0	0	0	0	0	0	0	0	0	0	0	0	0	0	0	
25. Other	0	0	0	0	0	0	0	0	0	0	0	0	0	0	0	0	0	
26. Total Individual Annuities	0	0	0	0	0	0	0	0	0	0	0	0	0	0	0	0	0	
Group Annuities																		
27. Fixed	0	0	0	0	0	0	0	0	0	0	0	0	0	0	0	0	0	
28. Indexed	0	0	0	0	0	0	0	0	0	0	0	0	0	0	0	0	0	
29. Variable with guarantees	0	0	0	0	0	0	0	0	0	0	0	0	0	0	0	0	0	
30. Variable without guarantees	0	0	0	0	0	0	0	0	0	0	0	0	0	0	0	0	0	
31. Life contingent payout	0	0	0	0	0	0	0	0	0	0	0	0	0	0	0	0	0	
32. Other	0	0	0	0	0	0	0	0	0	0	0	0	0	0	0	0	0	
33. Total Group Annuities	0	0	0	0	0	0	0	0	0	0	0	0	0	0	0	0	0	
Accident and Health																		
34. Comprehensive individual	(d)	XXX	XXX	XXX	XXX	XXX	XXX	XXX	XXX	XXX	XXX	XXX	XXX	XXX	XXX	XXX	XXX	
35. Comprehensive group	(d)	XXX	XXX	XXX	XXX	XXX	XXX	XXX	XXX	XXX	XXX	XXX	XXX	XXX	XXX	XXX	XXX	
36. Medicare Supplement	(d)	XXX	XXX	XXX	XXX	XXX	XXX	XXX	XXX	XXX	XXX	XXX	XXX	XXX	XXX	XXX	XXX	
37. Vision only	(d)	XXX	XXX	XXX	XXX	XXX	XXX	XXX	XXX	XXX	XXX	XXX	XXX	XXX	XXX	XXX	XXX	
38. Dental only	(d)	XXX	XXX	XXX	XXX	XXX	XXX	XXX	XXX	XXX	XXX	XXX	XXX	XXX	XXX	XXX	XXX	
39. Federal Employees Health Benefits Plan	(d)	XXX	XXX	XXX	XXX	XXX	XXX	XXX	XXX	XXX	XXX	XXX	XXX	XXX	XXX	XXX	XXX	
40. Title XVIII Medicare	(d)	XXX	XXX	XXX	XXX	XXX	XXX	XXX	XXX	XXX	XXX	XXX	XXX	XXX	XXX	XXX	XXX	
41. Title XIX Medicaid	(d)	XXX	XXX	XXX	XXX	XXX	XXX	XXX	XXX	XXX	XXX	XXX	XXX	XXX	XXX	XXX	XXX	
42. Credit A&H	(d)	XXX	XXX	XXX	XXX	XXX	XXX	XXX	XXX	XXX	XXX	XXX	XXX	XXX	XXX	XXX	XXX	
43. Disability income	(d)	XXX	XXX	XXX	XXX	XXX	XXX	XXX	XXX	XXX	XXX	XXX	XXX	XXX	XXX	XXX	XXX	
44. Long-term care	(d)	XXX	XXX	XXX	XXX	XXX	XXX	XXX	XXX	XXX	XXX	XXX	XXX	XXX	XXX	XXX	XXX	
45. Other health	(d)	XXX	XXX	XXX	XXX	XXX	XXX	XXX	XXX	XXX	XXX	XXX	XXX	XXX	XXX	XXX	XXX	
46. Total Accident and Health	(d)	XXX	XXX	XXX	XXX	XXX	XXX	XXX	XXX	XXX	XXX	XXX	XXX	XXX	XXX	XXX	XXX	
47. TOTAL		365,038,150	969	360,511,531	0	0	0	969	360,511,531	56,731,528	2,914	1,735,864,662	(18,458)	(11,083,874,701)	224,885	140,448,175,952		

(a) Includes Group Credit Life Insurance Loans less than or equal to 60 months at issue, prior year \$ 0, current year \$ 0. Loans greater than 60 months at issue BUT NOT GREATER THAN 120 MONTHS prior year \$ 0, current year \$ 0.

(b) Corporate Owned Life Insurance/BOLI: 1) Number of policies: 8,502 2) covering number of lives: 8,502 3) face amount \$ 4,407,507,785

(c) Deposit-Type Contract Considerations NOT included in Total Premiums and Annuities Considerations: Individual: \$ 115,512,023 Group: \$ 0 Total: \$ 115,512,023

(d) For health business on indicated lines report: Number of persons insured under PPO managed care products 0 and number of persons insured under indemnity only products 0

(e) For health premiums written: amount of Medicare Title XVIII exempt from state taxes or fees \$ 0

(f) Certain Separate Account products are included in "Other" product categories in the table(s) above:

- Individual Life - Other includes the following amounts related to Separate Account policies: Column 1) \$ 0 Column 7) \$ 0 Column 12) \$ 0
- Group Life - Other includes the following amounts related to Separate Account policies: Column 1) \$ 0 Column 7) \$ 0 Column 12) \$ 0
- Individual Annuities - Other includes the following amounts related to Separate Account policies: Column 1) \$ 0 Column 7) \$ 0 Column 12) \$ 0
- Group Annuities - Other includes the following amounts related to Separate Account policies: Column 1) \$ 0 Column 7) \$ 0 Column 12) \$ 0

24.1.GT

ANNUAL STATEMENT FOR THE YEAR 2023 OF AUGUSTAR LIFE ASSURANCE CORPORATION

EXHIBIT OF LIFE INSURANCE

(\$000 Omitted for Amounts of Life Insurance)

	Industrial		Ordinary		Credit Life (Group and Individual)		Group			10 Total Amount of Insurance
	1	2	3	4	5	6	Number of		9	
	Number of Policies	Amount of Insurance	Number of Policies	Amount of Insurance	Number of Individual Policies and Group Certificates	Amount of Insurance	Policies	Certificates	Amount of Insurance	
1. In force end of prior year	0	0	240,429	149,796,187	0	0	0	0	0	149,796,187
2. Issued during year	0	0	2,914	1,735,865	0	0	0	0	0	1,735,865
3. Reinsurance assumed	0	0	0	0	0	0	0	0	0	0
4. Revived during year	0	0	10	2,625	0	0	0	0	0	2,625
5. Increased during year (net)	0	0	0	5,849	0	0	0	0	0	5,849
6. Subtotals, Lines 2 to 5	0	0	2,924	1,744,339	0	0	0	0	0	1,744,339
7. Additions by dividends during year	XXX	0	XXX	0	XXX	0	XXX	XXX	0	0
8. Aggregate write-ins for increases	0	0	0	0	0	0	0	0	0	0
9. Totals (Lines 1 and 6 to 8)	0	0	243,353	151,540,526	0	0	0	0	0	151,540,526
Deductions during year:										
10. Death	0	0	827	323,082	0	0	XXX	0	0	323,082
11. Maturity	0	0	13	3,605	0	0	XXX	0	0	3,605
12. Disability	0	0	0	0	0	0	XXX	0	0	0
13. Expiry	0	0	0	0	0	0	0	0	0	0
14. Surrender	0	0	2,693	1,390,828	0	0	0	0	0	1,390,828
15. Lapse	0	0	14,348	8,998,629	0	0	0	0	0	8,998,629
16. Conversion	0	0	15	8,900	0	0	XXX	XXX	XXX	8,900
17. Decreased (net)	0	0	572	367,306	0	0	0	0	0	367,306
18. Reinsurance	0	0	0	0	0	0	0	0	0	0
19. Aggregate write-ins for decreases	0	0	0	0	0	0	0	0	0	0
20. Totals (Lines 10 to 19)	0	0	18,468	11,092,350	0	0	0	0	0	11,092,350
21. In force end of year (b) (Line 9 minus Line 20)	0	0	224,885	140,448,176	0	0	0	0	0	140,448,176
22. Reinsurance ceded end of year	XXX	0	XXX	122,459,536	XXX	0	XXX	XXX	0	122,459,536
23. Line 21 minus Line 22	XXX	0	XXX	17,988,640	XXX	(a)	XXX	XXX	0	17,988,640
DETAILS OF WRITE-INS										
0801.										
0802.										
0803.										
0898. Summary of remaining write-ins for Line 8 from overflow page	0	0	0	0	0	0	0	0	0	0
0899. TOTALS (Lines 0801 thru 0803 plus 0898) (Line 8 above)	0	0	0	0	0	0	0	0	0	0
1901.										
1902.										
1903.										
1998. Summary of remaining write-ins for Line 19 from overflow page	0	0	0	0	0	0	0	0	0	0
1999. TOTALS (Lines 1901 thru 1903 plus 1998) (Line 19 above)	0	0	0	0	0	0	0	0	0	0

Life, Accident and Health Companies Only:

(a) Group \$0 ; Individual \$0

Fraternal Benefit Societies Only:

(b) Paid-up insurance included in the final totals of Line 21 (including additions to certificates) number of certificates0 , Amount \$0

Additional accidental death benefits included in life certificates were in amount \$0 , Does the society collect any contributions from members for general expenses of the society under fully paid-up certificates? Yes [] No []

If not, how are such expenses met?

.....

ANNUAL STATEMENT FOR THE YEAR 2023 OF AUGUSTAR LIFE ASSURANCE CORPORATION

EXHIBIT OF LIFE INSURANCE

(\$000 Omitted for Amounts of Life Insurance) (Continued)
ADDITIONAL INFORMATION ON INSURANCE IN FORCE END OF YEAR

	Industrial		Ordinary	
	1 Number of Policies	2 Amount of Insurance	3 Number of Policies	4 Amount of Insurance
24. Additions by dividends	XXX	0	XXX	0
25. Other paid-up insurance	0	0	690	14,697
26. Debit ordinary insurance	XXX	XXX	0	0

ADDITIONAL INFORMATION ON ORDINARY INSURANCE

Term Insurance Excluding Extended Term Insurance	Issued During Year (Included in Line 2)		In Force End of Year (Included in Line 21)	
	1 Number of Policies	2 Amount of Insurance	3 Number of Policies	4 Amount of Insurance
27. Term policies - decreasing	0	0	0	0
28. Term policies - other	1,501	1,214,072	166,045	119,264,054
29. Other term insurance - decreasing	XXX	0	XXX	0
30. Other term insurance	XXX	0	XXX	0
31. Totals (Lines 27 to 30)	1,501	1,214,072	166,045	119,264,054
Reconciliation to Lines 2 and 21:				
32. Term additions	XXX	0	XXX	0
33. Totals, extended term insurance	XXX	XXX	62	583
34. Totals, whole life and endowment	1,413	521,792	58,778	21,183,539
35. Totals (Lines 31 to 34)	2,914	1,735,864	224,885	140,448,176

CLASSIFICATION OF AMOUNT OF INSURANCE BY PARTICIPATING STATUS

	Issued During Year (Included in Line 2)		In Force End of Year (Included in Line 21)	
	1 Non-Participating	2 Participating	3 Non-Participating	4 Participating
36. Industrial	0	0	0	0
37. Ordinary	1,735,865	0	140,448,176	0
38. Credit Life (Group and Individual)	0	0	0	0
39. Group	0	0	0	0
40. Totals (Lines 36 to 39)	1,735,865	0	140,448,176	0

ADDITIONAL INFORMATION ON CREDIT LIFE AND GROUP INSURANCE

	Credit Life		Group	
	1 Number of Individual Policies	2 Amount of Insurance	3 Number of Certificates	4 Amount of Insurance
41. Amount of insurance included in Line 2 ceded to other companies	XXX	0	XXX	0
42. Number in force end of year if the number under ceded group is included on a pro-rata basis				XXX
43. Federal Employees' Group Life Insurance included in Line 21				
44. Servicemen's Group Life Insurance included in Line 21				
45. Group Permanent Insurance included in Line 21				

ADDITIONAL ACCIDENTAL DEATH BENEFITS

46. Amount of additional accidental death benefits in force end of year under ordinary policies	101,376
---	---------

BASIS OF CALCULATION OF ORDINARY TERM INSURANCE

47. State basis of calculation of (47.1) decreasing term insurance contained in Family Income Mortgage Protection, etc., policies and riders and of (47.2) term insurance on wife and children under Family, Parent and Child, etc., policies and riders	
47.1	
47.2	

POLICIES WITH DISABILITY PROVISIONS

Disability Provisions	Industrial		Ordinary		Credit		Group	
	1 Number of Policies	2 Amount of Insurance	3 Number of Policies	4 Amount of Insurance	5 Number of Policies	6 Amount of Insurance	7 Number of Certificates	8 Amount of Insurance
48. Waiver of Premium	0	0	37,487	23,680,057	0	0	0	0
49. Disability Income	0	0	0	0	0	0	0	0
50. Extended Benefits	0	0	XXX	XXX	0	0	0	0
51. Other	0	0	0	0	0	0	0	0
52. Total	0	(a) 0	37,487	(a) 23,680,057	0	(a) 0	0	(a) 0

(a) See the Annual Audited Financial Reports section of the annual statement instructions

ANNUAL STATEMENT FOR THE YEAR 2023 OF AUGUSTAR LIFE ASSURANCE CORPORATION
EXHIBIT OF NUMBER OF POLICIES, CONTRACTS, CERTIFICATES, INCOME PAYABLE AND ACCOUNT VALUES IN FORCE FOR SUPPLEMENTARY CONTRACTS, ANNUITIES, ACCIDENT & HEALTH AND OTHER POLICIES

SUPPLEMENTARY CONTRACTS

	Ordinary		Group	
	1 Involving Life Contingencies	2 Not Involving Life Contingencies	3 Involving Life Contingencies	4 Not Involving Life Contingencies
1. In force end of prior year	11	30	0	0
2. Issued during year	0	1	0	0
3. Reinsurance assumed	0	0	0	0
4. Increased during year (net)	0	0	0	0
5. Total (Lines 1 to 4)	11	31	0	0
Deductions during year:				
6. Decreased (net)	0	8	0	0
7. Reinsurance ceded	0	0	0	0
8. Totals (Lines 6 and 7)	0	8	0	0
9. In force end of year (line 5 minus line 8)	11	23	0	0
10. Amount on deposit	0	(a) 0	0	(a) 0
11. Income now payable	0	0	0	0
12. Amount of income payable	(a) 63,039	(a) 1,435,155	(a) 0	(a) 0

ANNUITIES

	Ordinary		Group	
	1 Immediate	2 Deferred	3 Contracts	4 Certificates
1. In force end of prior year	75	375	0	0
2. Issued during year	5	0	0	0
3. Reinsurance assumed	0	0	0	0
4. Increased during year (net)	0	0	0	0
5. Totals (Lines 1 to 4)	80	375	0	0
Deductions during year:				
6. Decreased (net)	7	65	0	0
7. Reinsurance ceded	0	(48)	0	0
8. Totals (Lines 6 and 7)	7	17	0	0
9. In force end of year (line 5 minus line 8)	73	358	0	0
Income now payable:				
10. Amount of income payable	(a) 950,017	XXX	XXX	(a) 0
Deferred fully paid:				
11. Account balance	XXX	(a) 22,674,604	XXX	(a) 0
Deferred not fully paid:				
12. Account balance	XXX	(a) 0	XXX	(a) 0

ACCIDENT AND HEALTH INSURANCE

	Group		Credit		Other	
	1 Certificates	2 Premiums in Force	3 Policies	4 Premiums in Force	5 Policies	6 Premiums in Force
1. In force end of prior year	0	0	0	0	20,248	35,471,538
2. Issued during year	0	0	0	0	748	1,973,286
3. Reinsurance assumed	0	0	0	0	0	0
4. Increased during year (net)	0	XXX	0	XXX	286	XXX
5. Totals (Lines 1 to 4)	0	XXX	0	XXX	21,282	XXX
Deductions during year:						
6. Conversions	0	XXX	XXX	XXX	XXX	XXX
7. Decreased (net)	0	XXX	0	XXX	2,179	XXX
8. Reinsurance ceded	0	XXX	0	XXX	0	XXX
9. Totals (Lines 6 to 8)	0	XXX	0	XXX	2,179	XXX
10. In force end of year (line 5 minus line 9)	0	(a) 0	0	(a) 0	19,103	(a) 44,950,599

DEPOSIT FUNDS AND DIVIDEND ACCUMULATIONS

	1	2
	Deposit Funds Contracts	Dividend Accumulations Contracts
1. In force end of prior year	11	0
2. Issued during year	3	0
3. Reinsurance assumed	0	0
4. Increased during year (net)	0	0
5. Totals (Lines 1 to 4)	14	0
Deductions During Year:		
6. Decreased (net)	1	0
7. Reinsurance ceded	0	0
8. Totals (Lines 6 and 7)	1	0
9. In force end of year (line 5 minus line 8)	13	0
10. Amount of account balance	(a) 350,000,000	(a) 0

(a) See the Annual Audited Financial Reports section of the annual statement instructions.

**ANNUAL STATEMENT FOR THE YEAR 2023 OF AUGUSTAR LIFE ASSURANCE CORPORATION
FORM FOR CALCULATING THE INTEREST MAINTENANCE RESERVE**

INTEREST MAINTENANCE RESERVE

	1 Amount
1. Reserve as of December 31, Prior Year	14,393,652
2. Current year's realized pre-tax capital gains/(losses) of \$ (1,679,937) transferred into the reserve net of taxes of \$ (352,787)	(1,327,149)
3. Adjustment for current year's liability gains/(losses) released from the reserve	0
4. Balance before reduction for amount transferred to Summary of Operations (Line 1 + Line 2 + Line 3)	13,066,502
5. Current year's amortization released to Summary of Operations (Amortization, Line 1, Column 4)	4,306,370
6. Reserve as of December 31, current year (Line 4 minus Line 5)	8,760,133

AMORTIZATION

Year of Amortization	1 Reserve as of December 31, Prior Year	2 Current Year's Realized Capital Gains/(Losses) Transferred into the Reserve Net of Taxes	3 Adjustment for Current Year's Liability Gains/(Losses) Released From the Reserve	4 Balance Before Reduction for Current Year's Amortization (Cols. 1 + 2 + 3)
1. 2023	4,437,511	(131,142)	0	4,306,370
2. 2024	3,414,176	(271,022)	0	3,143,154
3. 2025	2,309,746	(251,163)	0	2,058,583
4. 2026	1,450,408	(205,234)	0	1,245,174
5. 2027	1,009,669	(158,512)	0	851,157
6. 2028	713,626	(108,371)	0	605,255
7. 2029	414,709	(75,366)	0	339,343
8. 2030	204,643	(59,910)	0	144,732
9. 2031	121,168	(43,209)	0	77,960
10. 2032	85,254	(26,520)	0	58,734
11. 2033	55,768	(8,568)	0	47,200
12. 2034	29,689	715	0	30,403
13. 2035	16,771	750	0	17,521
14. 2036	20,076	798	0	20,875
15. 2037	23,387	839	0	24,226
16. 2038	24,078	871	0	24,949
17. 2039	24,709	915	0	25,625
18. 2040	21,104	928	0	22,032
19. 2041	15,858	957	0	16,816
20. 2042	8,051	985	0	9,035
21. 2043	6,020	1,011	0	7,032
22. 2044	2,707	945	0	3,651
23. 2045	553	771	0	1,324
24. 2046	(759)	582	0	(177)
25. 2047	(1,373)	397	0	(976)
26. 2048	(3,213)	193	0	(3,020)
27. 2049	(4,734)	84	0	(4,650)
28. 2050	(4,533)	66	0	(4,466)
29. 2051	(1,417)	49	0	(1,368)
30. 2052	0	32	0	32
31. 2053 and Later	0	(23)	0	(23)
32. Total (Lines 1 to 31)	14,393,651	(1,327,149)	0	13,066,501

ANNUAL STATEMENT FOR THE YEAR 2023 OF AUGUSTAR LIFE ASSURANCE CORPORATION

ASSET VALUATION RESERVE

	Default Component			Equity Component			7 Total Amount (Cols. 3 + 6)
	1 Other Than Mortgage Loans	2 Mortgage Loans	3 Total (Cols. 1 + 2)	4 Common Stock	5 Real Estate and Other Invested Assets	6 Total (Cols. 4 + 5)	
1. Reserve as of December 31, prior year	14,318,827	3,686,415	18,005,242	256,245	888,059	1,144,305	19,149,547
2. Realized capital gains/(losses) net of taxes - General Account	(572,339)	0	(572,339)	0	0	0	(572,339)
3. Realized capital gains/(losses) net of taxes - Separate Accounts	0	0	0	0	0	0	0
4. Unrealized capital gains/(losses) net of deferred taxes - General Account	2,618,466	0	2,618,466	(148,564)	69,248	(79,316)	2,539,150
5. Unrealized capital gains/(losses) net of deferred taxes - Separate Accounts	0	0	0	0	0	0	0
6. Capital gains credited/(losses charged) to contract benefits, payments or reserves	0	0	0	0	0	0	0
7. Basic contribution	3,979,878	651,457	4,631,334	0	22,454	22,454	4,653,788
8. Accumulated balances (Lines 1 through 5 - 6 + 7)	20,344,832	4,337,872	24,682,704	107,681	979,761	1,087,442	25,770,146
9. Maximum reserve	20,274,839	3,791,109	24,065,948	224,115	2,452,750	2,676,866	26,742,814
10. Reserve objective	11,760,140	2,916,297	14,676,438	159,045	2,389,796	2,548,841	17,225,279
11. 20% of (Line 10 - Line 8)	(1,716,938)	(284,315)	(2,001,253)	10,273	282,007	292,280	(1,708,973)
12. Balance before transfers (Lines 8 + 11)	18,627,894	4,053,557	22,681,450	117,954	1,261,768	1,379,722	24,061,172
13. Transfers	262,448	(262,448)	0	0	0	0	0
14. Voluntary contribution	0	0	0	0	0	0	0
15. Adjustment down to maximum/up to zero	0	0	0	0	0	0	0
16. Reserve as of December 31, current year (Lines 12 + 13 + 14 + 15)	18,890,342	3,791,109	22,681,450	117,954	1,261,768	1,379,722	24,061,172

ANNUAL STATEMENT FOR THE YEAR 2023 OF AUGUSTAR LIFE ASSURANCE CORPORATION

**ASSET VALUATION RESERVE
BASIC CONTRIBUTION, RESERVE OBJECTIVE AND MAXIMUM RESERVE CALCULATIONS
DEFAULT COMPONENT**

Line Number	NAIC Designation	Description	1 Book/Adjusted Carrying Value	2 Reclassify Related Party Encumbrances	3 Add Third Party Encumbrances	4 Balance for AVR Reserve Calculations (Cols. 1 + 2 + 3)	Basic Contribution		Reserve Objective		Maximum Reserve	
							5 Factor	6 Amount (Cols.4 x 5)	7 Factor	8 Amount (Cols. 4 x 7)	9 Factor	10 Amount (Cols. 4 x 9)
LONG-TERM BONDS												
1.		Exempt Obligations	61,120,562	XXX	XXX	61,120,562	0.0000	0	0.0000	0	0.0000	0
2.1	1	NAIC Designation Category 1.A	141,088,460	XXX	XXX	141,088,460	0.0002	28,218	0.0007	98,762	0.0013	183,415
2.2	1	NAIC Designation Category 1.B	46,026,874	XXX	XXX	46,026,874	0.0004	18,411	0.0011	50,630	0.0023	105,862
2.3	1	NAIC Designation Category 1.C	70,531,623	XXX	XXX	70,531,623	0.0006	42,319	0.0018	126,957	0.0035	246,861
2.4	1	NAIC Designation Category 1.D	128,393,414	XXX	XXX	128,393,414	0.0007	89,875	0.0022	282,466	0.0044	564,931
2.5	1	NAIC Designation Category 1.E	149,453,067	XXX	XXX	149,453,067	0.0009	134,508	0.0027	403,523	0.0055	821,992
2.6	1	NAIC Designation Category 1.F	228,738,390	XXX	XXX	228,738,390	0.0011	251,612	0.0034	777,711	0.0068	1,555,421
2.7	1	NAIC Designation Category 1.G	259,012,081	XXX	XXX	259,012,081	0.0014	362,617	0.0042	1,087,851	0.0085	2,201,603
2.8		Subtotal NAIC 1 (2.1+2.2+2.3+2.4+2.5+2.6+2.7)	1,023,243,909	XXX	XXX	1,023,243,909	XXX	927,560	XXX	2,827,898	XXX	5,680,084
3.1	2	NAIC Designation Category 2.A	251,988,168	XXX	XXX	251,988,168	0.0021	529,175	0.0063	1,587,525	0.0105	2,645,876
3.2	2	NAIC Designation Category 2.B	459,269,339	XXX	XXX	459,269,339	0.0025	1,148,173	0.0076	3,490,447	0.0127	5,832,721
3.3	2	NAIC Designation Category 2.C	211,897,671	XXX	XXX	211,897,671	0.0036	762,832	0.0108	2,288,495	0.0180	3,814,158
3.4		Subtotal NAIC 2 (3.1+3.2+3.3)	923,155,178	XXX	XXX	923,155,178	XXX	2,440,180	XXX	7,366,467	XXX	12,292,754
4.1	3	NAIC Designation Category 3.A	16,066,206	XXX	XXX	16,066,206	0.0069	110,857	0.0183	294,012	0.0262	420,935
4.2	3	NAIC Designation Category 3.B	7,457,555	XXX	XXX	7,457,555	0.0099	73,830	0.0264	196,879	0.0377	281,150
4.3	3	NAIC Designation Category 3.C	12,002,497	XXX	XXX	12,002,497	0.0131	157,233	0.0350	420,087	0.0500	600,125
4.4		Subtotal NAIC 3 (4.1+4.2+4.3)	35,526,258	XXX	XXX	35,526,258	XXX	341,919	XXX	910,978	XXX	1,302,209
5.1	4	NAIC Designation Category 4.A	998,077	XXX	XXX	998,077	0.0184	18,365	0.0430	42,917	0.0615	61,382
5.2	4	NAIC Designation Category 4.B	4,344,453	XXX	XXX	4,344,453	0.0238	103,398	0.0555	241,117	0.0793	344,515
5.3	4	NAIC Designation Category 4.C	451,731	XXX	XXX	451,731	0.0310	14,004	0.0724	32,705	0.1034	46,709
5.4		Subtotal NAIC 4 (5.1+5.2+5.3)	5,794,261	XXX	XXX	5,794,261	XXX	135,766	XXX	316,740	XXX	452,606
6.1	5	NAIC Designation Category 5.A	1,951,680	XXX	XXX	1,951,680	0.0472	92,119	0.0846	165,112	0.1410	275,187
6.2	5	NAIC Designation Category 5.B	250,000	XXX	XXX	250,000	0.0663	16,575	0.1188	29,700	0.1980	49,500
6.3	5	NAIC Designation Category 5.C	0	XXX	XXX	0	0.0836	0	0.1498	0	0.2496	0
6.4		Subtotal NAIC 5 (6.1+6.2+6.3)	2,201,680	XXX	XXX	2,201,680	XXX	108,694	XXX	194,812	XXX	324,687
7.	6	NAIC 6	265,983	XXX	XXX	265,983	0.0000	0	0.2370	63,038	0.2370	63,038
8.		Total Unrated Multi-class Securities Acquired by Conversion	0	XXX	XXX	0	XXX	0	XXX	0	XXX	0
9.		Total Long-Term Bonds (1+2.8+3.4+4.4+5.4+6.4+7+8)	2,051,307,831	XXX	XXX	2,051,307,831	XXX	3,954,120	XXX	11,679,934	XXX	20,115,379
PREFERRED STOCKS												
10.	1	Highest Quality	15,000,000	XXX	XXX	15,000,000	0.0005	7,500	0.0016	24,000	0.0033	49,500
11.	2	High Quality	1,711,200	XXX	XXX	1,711,200	0.0021	3,594	0.0064	10,952	0.0106	18,139
12.	3	Medium Quality	0	XXX	XXX	0	0.0099	0	0.0263	0	0.0376	0
13.	4	Low Quality	0	XXX	XXX	0	0.0245	0	0.0572	0	0.0817	0
14.	5	Lower Quality	0	XXX	XXX	0	0.0630	0	0.1128	0	0.1880	0
15.	6	In or Near Default	0	XXX	XXX	0	0.0000	0	0.2370	0	0.2370	0
16.		Affiliated Life with AVR	0	XXX	XXX	0	0.0000	0	0.0000	0	0.0000	0
17.		Total Preferred Stocks (Sum of Lines 10 through 16)	16,711,200	XXX	XXX	16,711,200	XXX	11,094	XXX	34,952	XXX	67,639

ASSET VALUATION RESERVE (Continued)
BASIC CONTRIBUTION, RESERVE OBJECTIVE AND MAXIMUM RESERVE CALCULATIONS
DEFAULT COMPONENT

Line Number	NAIC Designation	Description	1 Book/Adjusted Carrying Value	2 Reclassify Related Party Encumbrances	3 Add Third Party Encumbrances	4 Balance for AVR Reserve Calculations (Cols. 1 + 2 + 3)	Basic Contribution		Reserve Objective		Maximum Reserve	
							5 Factor	6 Amount (Cols. 4 x 5)	7 Factor	8 Amount (Cols. 4 x 7)	9 Factor	10 Amount (Cols. 4 x 9)
SHORT-TERM BONDS												
18.		Exempt Obligations	0	XXX	XXX	0	0.0000	0	0.0000	0	0.0000	0
19.1	1	NAIC Designation Category 1.A	0	XXX	XXX	0	0.0002	0	0.0007	0	0.0013	0
19.2	1	NAIC Designation Category 1.B	1,000,115	XXX	XXX	1,000,115	0.0004	400	0.0011	1,100	0.0023	2,300
19.3	1	NAIC Designation Category 1.C	0	XXX	XXX	0	0.0006	0	0.0018	0	0.0035	0
19.4	1	NAIC Designation Category 1.D	4,592,286	XXX	XXX	4,592,286	0.0007	3,215	0.0022	10,103	0.0044	20,206
19.5	1	NAIC Designation Category 1.E	5,597,928	XXX	XXX	5,597,928	0.0009	5,038	0.0027	15,114	0.0055	30,789
19.6	1	NAIC Designation Category 1.F	2,500,835	XXX	XXX	2,500,835	0.0011	2,751	0.0034	8,503	0.0068	17,006
19.7	1	NAIC Designation Category 1.G	0	XXX	XXX	0	0.0014	0	0.0042	0	0.0085	0
19.8		Subtotal NAIC 1 (19.1+19.2+19.3+19.4+19.5+19.6+19.7)	13,691,164	XXX	XXX	13,691,164	XXX	11,404	XXX	34,820	XXX	70,301
20.1	2	NAIC Designation Category 2.A	0	XXX	XXX	0	0.0021	0	0.0063	0	0.0105	0
20.2	2	NAIC Designation Category 2.B	0	XXX	XXX	0	0.0025	0	0.0076	0	0.0127	0
20.3	2	NAIC Designation Category 2.C	0	XXX	XXX	0	0.0036	0	0.0108	0	0.0180	0
20.4		Subtotal NAIC 2 (20.1+20.2+20.3)	0	XXX	XXX	0	XXX	0	XXX	0	XXX	0
21.1	3	NAIC Designation Category 3.A	0	XXX	XXX	0	0.0069	0	0.0183	0	0.0262	0
21.2	3	NAIC Designation Category 3.B	0	XXX	XXX	0	0.0099	0	0.0264	0	0.0377	0
21.3	3	NAIC Designation Category 3.C	0	XXX	XXX	0	0.0131	0	0.0350	0	0.0500	0
21.4		Subtotal NAIC 3 (21.1+21.2+21.3)	0	XXX	XXX	0	XXX	0	XXX	0	XXX	0
22.1	4	NAIC Designation Category 4.A	0	XXX	XXX	0	0.0184	0	0.0430	0	0.0615	0
22.2	4	NAIC Designation Category 4.B	0	XXX	XXX	0	0.0238	0	0.0555	0	0.0793	0
22.3	4	NAIC Designation Category 4.C	0	XXX	XXX	0	0.0310	0	0.0724	0	0.1034	0
22.4		Subtotal NAIC 4 (22.1+22.2+22.3)	0	XXX	XXX	0	XXX	0	XXX	0	XXX	0
23.1	5	NAIC Designation Category 5.A	0	XXX	XXX	0	0.0472	0	0.0846	0	0.1410	0
23.2	5	NAIC Designation Category 5.B	0	XXX	XXX	0	0.0663	0	0.1188	0	0.1980	0
23.3	5	NAIC Designation Category 5.C	0	XXX	XXX	0	0.0836	0	0.1498	0	0.2496	0
23.4		Subtotal NAIC 5 (23.1+23.2+23.3)	0	XXX	XXX	0	XXX	0	XXX	0	XXX	0
24.	6	NAIC 6	0	XXX	XXX	0	0.0000	0	0.2370	0	0.2370	0
25.		Total Short-Term Bonds (18+19.8+20.4+21.4+22.4+23.4+24)	13,691,164	XXX	XXX	13,691,164	XXX	11,404	XXX	34,820	XXX	70,301
DERIVATIVE INSTRUMENTS												
26.		Exchange Traded	0	XXX	XXX	0	0.0005	0	0.0016	0	0.0033	0
27.	1	Highest Quality	6,521,487	XXX	XXX	6,521,487	0.0005	3,261	0.0016	10,434	0.0033	21,521
28.	2	High Quality	0	XXX	XXX	0	0.0021	0	0.0064	0	0.0106	0
29.	3	Medium Quality	0	XXX	XXX	0	0.0099	0	0.0263	0	0.0376	0
30.	4	Low Quality	0	XXX	XXX	0	0.0245	0	0.0572	0	0.0817	0
31.	5	Lower Quality	0	XXX	XXX	0	0.0630	0	0.1128	0	0.1880	0
32.	6	In or Near Default	0	XXX	XXX	0	0.0000	0	0.2370	0	0.2370	0
33.		Total Derivative Instruments	6,521,487	XXX	XXX	6,521,487	XXX	3,261	XXX	10,434	XXX	21,521
34.		Total (Lines 9 + 17 + 25 + 33)	2,088,231,682	XXX	XXX	2,088,231,682	XXX	3,979,878	XXX	11,760,140	XXX	20,274,839

ASSET VALUATION RESERVE (Continued)
BASIC CONTRIBUTION, RESERVE OBJECTIVE AND MAXIMUM RESERVE CALCULATIONS
DEFAULT COMPONENT

Line Number	NAIC Designation	Description	1 Book/Adjusted Carrying Value	2 Reclassify Related Party Encumbrances	3 Add Third Party Encumbrances	4 Balance for AVR Reserve Calculations (Cols. 1 + 2 + 3)	Basic Contribution		Reserve Objective		Maximum Reserve	
							5 Factor	6 Amount (Cols. 4 x 5)	7 Factor	8 Amount (Cols. 4 x 7)	9 Factor	10 Amount (Cols. 4 x 9)
MORTGAGE LOANS												
In Good Standing:												
35.		Farm Mortgages - CM1 - Highest Quality	0	0	XXX	0	0.0011	0	0.0057	0	0.0074	0
36.		Farm Mortgages - CM2 - High Quality	0	0	XXX	0	0.0040	0	0.0114	0	0.0149	0
37.		Farm Mortgages - CM3 - Medium Quality	0	0	XXX	0	0.0069	0	0.0200	0	0.0257	0
38.		Farm Mortgages - CM4 - Low Medium Quality	0	0	XXX	0	0.0120	0	0.0343	0	0.0428	0
39.		Farm Mortgages - CM5 - Low Quality	0	0	XXX	0	0.0183	0	0.0486	0	0.0628	0
40.		Residential Mortgages - Insured or Guaranteed	0	0	XXX	0	0.0003	0	0.0007	0	0.0011	0
41.		Residential Mortgages - All Other	817,505	0	XXX	817,505	0.0015	1,226	0.0034	2,780	0.0046	3,761
42.		Commercial Mortgages - Insured or Guaranteed	0	0	XXX	0	0.0003	0	0.0007	0	0.0011	0
43.		Commercial Mortgages - All Other - CM1 - Highest Quality	413,396,090	0	XXX	413,396,090	0.0011	454,736	0.0057	2,356,358	0.0074	3,059,131
44.		Commercial Mortgages - All Other - CM2 - High Quality	48,873,670	0	XXX	48,873,670	0.0040	195,495	0.0114	557,160	0.0149	728,218
45.		Commercial Mortgages - All Other - CM3 - Medium Quality	0	0	XXX	0	0.0069	0	0.0200	0	0.0257	0
46.		Commercial Mortgages - All Other - CM4 - Low Medium Quality	0	0	XXX	0	0.0120	0	0.0343	0	0.0428	0
47.		Commercial Mortgages - All Other - CM5 - Low Quality	0	0	XXX	0	0.0183	0	0.0486	0	0.0628	0
Overdue, Not in Process:												
48.		Farm Mortgages	0	0	XXX	0	0.0480	0	0.0868	0	0.1371	0
49.		Residential Mortgages - Insured or Guaranteed	0	0	XXX	0	0.0006	0	0.0014	0	0.0023	0
50.		Residential Mortgages - All Other	0	0	XXX	0	0.0029	0	0.0066	0	0.0103	0
51.		Commercial Mortgages - Insured or Guaranteed	0	0	XXX	0	0.0006	0	0.0014	0	0.0023	0
52.		Commercial Mortgages - All Other	0	0	XXX	0	0.0480	0	0.0868	0	0.1371	0
In Process of Foreclosure:												
53.		Farm Mortgages	0	0	XXX	0	0.0000	0	0.1942	0	0.1942	0
54.		Residential Mortgages - Insured or Guaranteed	0	0	XXX	0	0.0000	0	0.0046	0	0.0046	0
55.		Residential Mortgages - All Other	0	0	XXX	0	0.0000	0	0.0149	0	0.0149	0
56.		Commercial Mortgages - Insured or Guaranteed	0	0	XXX	0	0.0000	0	0.0046	0	0.0046	0
57.		Commercial Mortgages - All Other	0	0	XXX	0	0.0000	0	0.1942	0	0.1942	0
58.		Total Schedule B Mortgages (Sum of Lines 35 through 57)	463,087,265	0	XXX	463,087,265	XXX	651,457	XXX	2,916,297	XXX	3,791,109
59.		Schedule DA Mortgages	0	0	XXX	0	0.0034	0	0.0114	0	0.0149	0
60.		Total Mortgage Loans on Real Estate (Lines 58 + 59)	463,087,265	0	XXX	463,087,265	XXX	651,457	XXX	2,916,297	XXX	3,791,109

ASSET VALUATION RESERVE
BASIC CONTRIBUTION, RESERVE OBJECTIVE AND MAXIMUM RESERVE CALCULATIONS
EQUITY AND OTHER INVESTED ASSET COMPONENT

Line Number	NAIC Designation	Description	1	2	3	4	Basic Contribution		Reserve Objective		Maximum Reserve	
			Book/Adjusted Carrying Value	Reclassify Related Party Encumbrances	Add Third Party Encumbrances	Balance for AVR Reserve Calculations (Cols. 1 + 2 + 3)	5	6	7	8	9	10
							Factor	Amount (Cols. 4 x 5)	Factor	Amount (Cols. 4 x 7)	Factor	Amount (Cols. 4 x 9)
COMMON STOCK												
1.		Unaffiliated - Public	0	XXX	XXX	0	0.0000	0	0.1580 (a)	0	0.1580 (a)	0
2.		Unaffiliated - Private	250,833	XXX	XXX	250,833	0.0000	0	0.1945	48,787	0.1945	48,787
3.		Federal Home Loan Bank	18,075,100	XXX	XXX	18,075,100	0.0000	0	0.0061	110,258	0.0097	175,328
4.		Affiliated - Life with AVR	0	XXX	XXX	0	0.0000	0	0.0000	0	0.0000	0
Affiliated - Investment Subsidiary:												
5.		Fixed Income - Exempt Obligations	0	0	0	0	XXX	0	XXX	0	XXX	0
6.		Fixed Income - Highest Quality	0	0	0	0	XXX	0	XXX	0	XXX	0
7.		Fixed Income - High Quality	0	0	0	0	XXX	0	XXX	0	XXX	0
8.		Fixed Income - Medium Quality	0	0	0	0	XXX	0	XXX	0	XXX	0
9.		Fixed Income - Low Quality	0	0	0	0	XXX	0	XXX	0	XXX	0
10.		Fixed Income - Lower Quality	0	0	0	0	XXX	0	XXX	0	XXX	0
11.		Fixed Income - In/Near Default	0	0	0	0	XXX	0	XXX	0	XXX	0
12.		Unaffiliated Common Stock - Public	0	0	0	0	0.0000	0	0.1580 (a)	0	0.1580 (a)	0
13.		Unaffiliated Common Stock - Private	0	0	0	0	0.0000	0	0.1945	0	0.1945	0
14.		Real Estate	0	0	0	0	0.0000 (b)	0	0.0000 (b)	0	0.0000 (b)	0
15.		Affiliated - Certain Other (See SVO Purposes and Procedures Manual)	0	XXX	XXX	0	0.0000	0	0.1580	0	0.1580	0
16.		Affiliated - All Other	0	XXX	XXX	0	0.0000	0	0.1945	0	0.1945	0
17.		Total Common Stock (Sum of Lines 1 through 16)	18,325,933	0	0	18,325,933	XXX	0	XXX	159,045	XXX	224,115
REAL ESTATE												
18.		Home Office Property (General Account only)	0	0	0	0	0.0000	0	0.0912	0	0.0912	0
19.		Investment Properties	0	0	0	0	0.0000	0	0.0912	0	0.0912	0
20.		Properties Acquired in Satisfaction of Debt	0	0	0	0	0.0000	0	0.1337	0	0.1337	0
21.		Total Real Estate (Sum of Lines 18 through 20)	0	0	0	0	XXX	0	XXX	0	XXX	0
OTHER INVESTED ASSETS												
INVESTMENTS WITH THE UNDERLYING CHARACTERISTICS OF BONDS												
22.		Exempt Obligations	0	XXX	XXX	0	0.0000	0	0.0000	0	0.0000	0
23.	1	Highest Quality	0	XXX	XXX	0	0.0005	0	0.0016	0	0.0033	0
24.	2	High Quality	0	XXX	XXX	0	0.0021	0	0.0064	0	0.0106	0
25.	3	Medium Quality	0	XXX	XXX	0	0.0099	0	0.0263	0	0.0376	0
26.	4	Low Quality	0	XXX	XXX	0	0.0245	0	0.0572	0	0.0817	0
27.	5	Lower Quality	0	XXX	XXX	0	0.0630	0	0.1128	0	0.1880	0
28.	6	In or Near Default	0	XXX	XXX	0	0.0000	0	0.2370	0	0.2370	0
29.		Total with Bond Characteristics (Sum of Lines 22 through 28)	0	XXX	XXX	0	XXX	0	XXX	0	XXX	0

ANNUAL STATEMENT FOR THE YEAR 2023 OF AUGUSTAR LIFE ASSURANCE CORPORATION

ASSET VALUATION RESERVE (Continued)
BASIC CONTRIBUTION, RESERVE OBJECTIVE AND MAXIMUM RESERVE CALCULATIONS
EQUITY AND OTHER INVESTED ASSET COMPONENT

Line Number	NAIC Designation	Description	1 Book/Adjusted Carrying Value	2 Reclassify Related Party Encumbrances	3 Add Third Party Encumbrances	4 Balance for AVR Reserve Calculations (Cols. 1 + 2 + 3)	Basic Contribution		Reserve Objective		Maximum Reserve	
							5 Factor	6 Amount (Cols. 4 x 5)	7 Factor	8 Amount (Cols. 4 x 7)	9 Factor	10 Amount (Cols. 4 x 9)
INVESTMENTS WITH THE UNDERLYING CHARACTERISTICS OF PREFERRED STOCKS												
30.	1	Highest Quality	25,781,043	XXX	XXX	25,781,043	0.0005	12,891	0.0016	41,250	0.0033	85,077
31.	2	High Quality	4,553,858	XXX	XXX	4,553,858	0.0021	9,563	0.0064	29,145	0.0106	48,271
32.	3	Medium Quality	0	XXX	XXX	0	0.0099	0	0.0263	0	0.0376	0
33.	4	Low Quality	0	XXX	XXX	0	0.0245	0	0.0572	0	0.0817	0
34.	5	Lower Quality.....	0	XXX	XXX	0	0.0630	0	0.1128	0	0.1880	0
35.	6	In or Near Default	0	XXX	XXX	0	0.0000	0	0.2370	0	0.2370	0
36.		Affiliated Life with AVR	0	XXX	XXX	0	0.0000	0	0.0000	0	0.0000	0
37.		Total with Preferred Stock Characteristics (Sum of Lines 30 through 36)	30,334,901	XXX	XXX	30,334,901	XXX	22,454	XXX	70,394	XXX	133,348
INVESTMENTS WITH THE UNDERLYING CHARACTERISTICS OF MORTGAGE LOANS												
In Good Standing Affiliated:												
38.		Mortgages - CM1 - Highest Quality	0	0	XXX	0	0.0011	0	0.0057	0	0.0074	0
39.		Mortgages - CM2 - High Quality	0	0	XXX	0	0.0040	0	0.0114	0	0.0149	0
40.		Mortgages - CM3 - Medium Quality	0	0	XXX	0	0.0069	0	0.0200	0	0.0257	0
41.		Mortgages - CM4 - Low Medium Quality	0	0	XXX	0	0.0120	0	0.0343	0	0.0428	0
42.		Mortgages - CM5 - Low Quality	0	0	XXX	0	0.0183	0	0.0486	0	0.0628	0
43.		Residential Mortgages - Insured or Guaranteed	0	0	XXX	0	0.0003	0	0.0007	0	0.0011	0
44.		Residential Mortgages - All Other	0	XXX	XXX	0	0.0015	0	0.0034	0	0.0046	0
45.		Commercial Mortgages - Insured or Guaranteed	0	0	XXX	0	0.0003	0	0.0007	0	0.0011	0
Overdue, Not in Process Affiliated:												
46.		Farm Mortgages	0	0	XXX	0	0.0480	0	0.0868	0	0.1371	0
47.		Residential Mortgages - Insured or Guaranteed	0	0	XXX	0	0.0006	0	0.0014	0	0.0023	0
48.		Residential Mortgages - All Other	0	0	XXX	0	0.0029	0	0.0066	0	0.0103	0
49.		Commercial Mortgages - Insured or Guaranteed	0	0	XXX	0	0.0006	0	0.0014	0	0.0023	0
50.		Commercial Mortgages - All Other	0	0	XXX	0	0.0480	0	0.0868	0	0.1371	0
In Process of Foreclosure Affiliated:												
51.		Farm Mortgages	0	0	XXX	0	0.0000	0	0.1942	0	0.1942	0
52.		Residential Mortgages - Insured or Guaranteed	0	0	XXX	0	0.0000	0	0.0046	0	0.0046	0
53.		Residential Mortgages - All Other	0	0	XXX	0	0.0000	0	0.0149	0	0.0149	0
54.		Commercial Mortgages - Insured or Guaranteed	0	0	XXX	0	0.0000	0	0.0046	0	0.0046	0
55.		Commercial Mortgages - All Other	0	0	XXX	0	0.0000	0	0.1942	0	0.1942	0
56.		Total Affiliated (Sum of Lines 38 through 55)	0	0	XXX	0	XXX	0	XXX	0	XXX	0
57.		Unaffiliated - In Good Standing With Covenants	0	0	XXX	0	0.0000 (c)	0	0.0000 (c)	0	0.0000 (c)	0
58.		Unaffiliated - In Good Standing Defeased With Government Securities	0	0	XXX	0	0.0011	0	0.0057	0	0.0074	0
59.		Unaffiliated - In Good Standing Primarily Senior	0	0	XXX	0	0.0040	0	0.0114	0	0.0149	0
60.		Unaffiliated - In Good Standing All Other	0	0	XXX	0	0.0069	0	0.0200	0	0.0257	0
61.		Unaffiliated - Overdue, Not in Process	0	0	XXX	0	0.0480	0	0.0868	0	0.1371	0
62.		Unaffiliated - In Process of Foreclosure	0	0	XXX	0	0.0000	0	0.1942	0	0.1942	0
63.		Total Unaffiliated (Sum of Lines 57 through 62)	0	0	XXX	0	XXX	0	XXX	0	XXX	0
64.		Total with Mortgage Loan Characteristics (Lines 56 + 63)	0	0	XXX	0	XXX	0	XXX	0	XXX	0

ASSET VALUATION RESERVE (Continued)
BASIC CONTRIBUTION, RESERVE OBJECTIVE AND MAXIMUM RESERVE CALCULATIONS
EQUITY AND OTHER INVESTED ASSET COMPONENT

Line Number	NAIC Designation	Description	1 Book/Adjusted Carrying Value	2 Reclassify Related Party Encumbrances	3 Add Third Party Encumbrances	4 Balance for AVR Reserve Calculations (Cols. 1 + 2 + 3)	Basic Contribution		Reserve Objective		Maximum Reserve	
							5 Factor	6 Amount (Cols.4 x 5)	7 Factor	8 Amount (Cols. 4 x 7)	9 Factor	10 Amount (Cols. 4 x 9)
INVESTMENTS WITH THE UNDERLYING CHARACTERISTICS OF COMMON STOCK												
65.		Unaffiliated Public	0	XXX	XXX	0	0.0000	0	0.1580 (a)	0	0.1580 (a)	0
66.		Unaffiliated Private	9,714,341	XXX	XXX	9,714,341	0.0000	0	0.1945	1,889,439	0.1945	1,889,439
67.		Affiliated Life with AVR	0	XXX	XXX	0	0.0000	0	0.0000	0	0.0000	0
68.		Affiliated Certain Other (See SVO Purposes & Procedures Manual)	0	XXX	XXX	0	0.0000	0	0.1580	0	0.1580	0
69.		Affiliated Other - All Other	0	XXX	XXX	0	0.0000	0	0.1945	0	0.1945	0
70.		Total with Common Stock Characteristics (Sum of Lines 65 through 69)	9,714,341	XXX	XXX	9,714,341	XXX	0	XXX	1,889,439	XXX	1,889,439
INVESTMENTS WITH THE UNDERLYING CHARACTERISTICS OF REAL ESTATE												
71.		Home Office Property (General Account only)	0	0	0	0	0.0000	0	0.0912	0	0.0912	0
72.		Investment Properties	0	0	0	0	0.0000	0	0.0912	0	0.0912	0
73.		Properties Acquired in Satisfaction of Debt	0	0	0	0	0.0000	0	0.1337	0	0.1337	0
74.		Total with Real Estate Characteristics (Sum of Lines 71 through 73)	0	0	0	0	XXX	0	XXX	0	XXX	0
LOW INCOME HOUSING TAX CREDIT INVESTMENTS												
75.		Guaranteed Federal Low Income Housing Tax Credit	0	0	0	0	0.0003	0	0.0006	0	0.0010	0
76.		Non-guaranteed Federal Low Income Housing Tax Credit	0	0	0	0	0.0063	0	0.0120	0	0.0190	0
77.		Guaranteed State Low Income Housing Tax Credit	0	0	0	0	0.0003	0	0.0006	0	0.0010	0
78.		Non-guaranteed State Low Income Housing Tax Credit	0	0	0	0	0.0063	0	0.0120	0	0.0190	0
79.		All Other Low Income Housing Tax Credit	0	0	0	0	0.0273	0	0.0600	0	0.0975	0
80.		Total LIHTC (Sum of Lines 75 through 79)	0	0	0	0	XXX	0	XXX	0	XXX	0
RESIDUAL TRanches OR INTERESTS												
81.		Fixed Income Instruments - Unaffiliated	0	XXX	XXX	0	0.0000	0	0.1580	0	0.1580	0
82.		Fixed Income Instruments - Affiliated	0	XXX	XXX	0	0.0000	0	0.1580	0	0.1580	0
83.		Common Stock - Unaffiliated	0	XXX	XXX	0	0.0000	0	0.1580	0	0.1580	0
84.		Common Stock - Affiliated	0	XXX	XXX	0	0.0000	0	0.1580	0	0.1580	0
85.		Preferred Stock - Unaffiliated	0	XXX	XXX	0	0.0000	0	0.1580	0	0.1580	0
86.		Preferred Stock - Affiliated	0	XXX	XXX	0	0.0000	0	0.1580	0	0.1580	0
87.		Real Estate - Unaffiliated	0	0	0	0	0.0000	0	0.1580	0	0.1580	0
88.		Real Estate - Affiliated	0	0	0	0	0.0000	0	0.1580	0	0.1580	0
89.		Mortgage Loans - Unaffiliated	0	XXX	XXX	0	0.0000	0	0.1580	0	0.1580	0
90.		Mortgage Loans - Affiliated	0	XXX	XXX	0	0.0000	0	0.1580	0	0.1580	0
91.		Other - Unaffiliated	0	XXX	XXX	0	0.0000	0	0.1580	0	0.1580	0
92.		Other - Affiliated	0	XXX	XXX	0	0.0000	0	0.1580	0	0.1580	0
93.		Total Residual Tranches or Interests (Sum of Lines 81 through 92)	0	0	0	0	XXX	0	XXX	0	XXX	0
ALL OTHER INVESTMENTS												
94.		NAIC 1 Working Capital Finance Investments	0	XXX	0	0	0.0000	0	0.0042	0	0.0042	0
95.		NAIC 2 Working Capital Finance Investments	0	XXX	0	0	0.0000	0	0.0137	0	0.0137	0
96.		Other Invested Assets - Schedule BA	2,721,282	XXX	0	2,721,282	0.0000	0	0.1580	429,963	0.1580	429,963
97.		Other Short-Term Invested Assets - Schedule DA	0	XXX	0	0	0.0000	0	0.1580	0	0.1580	0
98.		Total All Other (Sum of Lines 94, 95, 96 and 97)	2,721,282	XXX	0	2,721,282	XXX	0	XXX	429,963	XXX	429,963
99.		Total Other Invested Assets - Schedules BA & DA (Sum of Lines 29, 37, 64, 70, 74, 80, 93 and 98)	42,770,524	0	0	42,770,524	XXX	22,454	XXX	2,389,796	XXX	2,452,750

(a) Times the company's weighted average portfolio beta (Minimum .1215, Maximum .2431).

(b) Determined using the same factors and breakdowns used for directly owned real estate.

(c) This will be the factor associated with the risk category determined in the company generated worksheet.

Asset Valuation Reserve - Replications (Synthetic) Assets

NONE

Schedule F - Claims

NONE

ANNUAL STATEMENT FOR THE YEAR 2023 OF AUGUSTAR LIFE ASSURANCE CORPORATION

SCHEDULE H - ACCIDENT AND HEALTH EXHIBIT
PART 1 - ANALYSIS OF UNDERWRITING OPERATIONS

	Total		Comprehensive (Hospital and Medical) Individual		Comprehensive (Hospital and Medical) Group		Medicare Supplement		Vision Only		Dental Only		Federal Employees Health Benefits Plan	
	1 Amount	2 %	3 Amount	4 %	5 Amount	6 %	7 Amount	8 %	9 Amount	10 %	11 Amount	12 %	13 Amount	14 %
1. Premiums written	29,838,725	XXX	0	XXX	0	XXX	0	XXX	0	XXX	0	XXX	0	XXX
2. Premiums earned	29,660,286	XXX	0	XXX	0	XXX	0	XXX	0	XXX	0	XXX	0	XXX
3. Incurred claims	13,332,298	44.9	0	0.0	0	0.0	0	0.0	0	0.0	0	0.0	0	0.0
4. Cost containment expenses	109,319	0.4	0	0.0	0	0.0	0	0.0	0	0.0	0	0.0	0	0.0
5. Incurred claims and cost containment expenses (Lines 3 and 4)	13,441,617	45.3	0	0.0	0	0.0	0	0.0	0	0.0	0	0.0	0	0.0
6. Increase in contract reserves	3,471,359	11.7	0	0.0	0	0.0	0	0.0	0	0.0	0	0.0	0	0.0
7. Commissions (a)	3,368,081	11.4	0	0.0	0	0.0	0	0.0	0	0.0	0	0.0	0	0.0
8. Other general insurance expenses	6,196,273	20.9	0	0.0	0	0.0	0	0.0	0	0.0	0	0.0	0	0.0
9. Taxes, licenses and fees	1,042,814	3.5	0	0.0	0	0.0	0	0.0	0	0.0	0	0.0	0	0.0
10. Total other expenses incurred	10,607,168	35.8	0	0.0	0	0.0	0	0.0	0	0.0	0	0.0	0	0.0
11. Aggregate write-ins for deductions	3,095,982	10.4	0	0.0	0	0.0	0	0.0	0	0.0	0	0.0	0	0.0
12. Gain from underwriting before dividends or refunds	(955,840)	(3.2)	0	0.0	0	0.0	0	0.0	0	0.0	0	0.0	0	0.0
13. Dividends or refunds	0	0.0	0	0.0	0	0.0	0	0.0	0	0.0	0	0.0	0	0.0
14. Gain from underwriting after dividends or refunds	(955,840)	(3.2)	0	0.0	0	0.0	0	0.0	0	0.0	0	0.0	0	0.0
DETAILS OF WRITE-INS														
1101. Surrenders/ROP Benefits	3,095,982	10.4	0	0.0	0	0.0	0	0.0	0	0.0	0	0.0	0	0.0
1102.														
1103.														
1198. Summary of remaining write-ins for Line 11 from overflow page	0	0.0	0	0.0	0	0.0	0	0.0	0	0.0	0	0.0	0	0.0
1199. Totals (Lines 1101 thru 1103 plus 1198)(Line 11 above)	3,095,982	10.4	0	0.0	0	0.0	0	0.0	0	0.0	0	0.0	0	0.0

	Medicare Title XVIII		Medicaid Title XIX		Credit A&H		Disability Income		Long-Term Care		Other Health	
	15 Amount	16 %	17 Amount	18 %	19 Amount	20 %	21 Amount	22 %	23 Amount	24 %	25 Amount	26 %
1. Premiums written	0	XXX	0	XXX	0	XXX	29,838,725	XXX	0	XXX	0	XXX
2. Premiums earned	0	XXX	0	XXX	0	XXX	29,660,286	XXX	0	XXX	0	XXX
3. Incurred claims	0	0.0	0	0.0	0	0.0	13,332,298	44.9	0	0.0	0	0.0
4. Cost containment expenses	0	0.0	0	0.0	0	0.0	109,319	0.4	0	0.0	0	0.0
5. Incurred claims and cost containment expenses (Lines 3 and 4)	0	0.0	0	0.0	0	0.0	13,441,617	45.3	0	0.0	0	0.0
6. Increase in contract reserves	0	0.0	0	0.0	0	0.0	3,471,359	11.7	0	0.0	0	0.0
7. Commissions (a)	0	0.0	0	0.0	0	0.0	3,368,081	11.4	0	0.0	0	0.0
8. Other general insurance expenses	0	0.0	0	0.0	0	0.0	6,196,273	20.9	0	0.0	0	0.0
9. Taxes, licenses and fees	0	0.0	0	0.0	0	0.0	1,042,814	3.5	0	0.0	0	0.0
10. Total other expenses incurred	0	0.0	0	0.0	0	0.0	10,607,168	35.8	0	0.0	0	0.0
11. Aggregate write-ins for deductions	0	0.0	0	0.0	0	0.0	3,095,982	10.4	0	0.0	0	0.0
12. Gain from underwriting before dividends or refunds	0	0.0	0	0.0	0	0.0	(955,840)	(3.2)	0	0.0	0	0.0
13. Dividends or refunds	0	0.0	0	0.0	0	0.0	0	0.0	0	0.0	0	0.0
14. Gain from underwriting after dividends or refunds	0	0.0	0	0.0	0	0.0	(955,840)	(3.2)	0	0.0	0	0.0
DETAILS OF WRITE-INS												
1101. Surrenders/ROP Benefits	0	0.0	0	0.0	0	0.0	3,095,982	10.4	0	0.0	0	0.0
1102.												
1103.												
1198. Summary of remaining write-ins for Line 11 from overflow page	0	0.0	0	0.0	0	0.0	0	0.0	0	0.0	0	0.0
1199. Totals (Lines 1101 thru 1103 plus 1198)(Line 11 above)	0	0.0	0	0.0	0	0.0	3,095,982	10.4	0	0.0	0	0.0

(a) Includes \$ 0 reported as "Contract, membership and other fees retained by agents."

ANNUAL STATEMENT FOR THE YEAR 2023 OF AUGUSTAR LIFE ASSURANCE CORPORATION
SCHEDULE H - ACCIDENT AND HEALTH EXHIBIT (Continued)

PART 2. - RESERVES AND LIABILITIES

	1	2	3	4	5	6	7	8	9	10	11	12	13
	Total	Comprehensive (Hospital and Medical) Individual	Comprehensive (Hospital and Medical) Group	Medicare Supplement	Vision Only	Dental Only	Federal Employees Health Benefits Plan	Medicare Title XVIII	Medicaid Title XIX	Credit A&H	Disability Income	Long-Term Care	Other Health
A. Premium Reserves:													
1. Unearned premiums	(619,375)	0	0	0	0	0	0	0	0	0	(619,375)	0	0
2. Advance premiums	643,538	0	0	0	0	0	0	0	0	0	643,538	0	0
3. Reserve for rate credits	0	0	0	0	0	0	0	0	0	0	0	0	0
4. Total premium reserves, current year	24,163	0	0	0	0	0	0	0	0	0	24,163	0	0
5. Total premium reserves, prior year	(154,276)	0	0	0	0	0	0	0	0	0	(154,276)	0	0
6. Increase in total premium reserves	178,439	0	0	0	0	0	0	0	0	0	178,439	0	0
B. Contract Reserves:													
1. Additional reserves (a)	26,209,842	0	0	0	0	0	0	0	0	0	26,209,842	0	0
2. Reserve for future contingent benefits	0	0	0	0	0	0	0	0	0	0	0	0	0
3. Total contract reserves, current year	26,209,842	0	0	0	0	0	0	0	0	0	26,209,842	0	0
4. Total contract reserves, prior year	22,738,483	0	0	0	0	0	0	0	0	0	22,738,483	0	0
5. Increase in contract reserves	3,471,359	0	0	0	0	0	0	0	0	0	3,471,359	0	0
C. Claim Reserves and Liabilities:													
1. Total current year	85,512,800	0	0	0	0	0	0	0	0	0	85,512,800	0	0
2. Total prior year	83,709,461	0	0	0	0	0	0	0	0	0	83,709,461	0	0
3. Increase	1,803,339	0	0	0	0	0	0	0	0	0	1,803,339	0	0

PART 3. - TEST OF PRIOR YEAR'S CLAIM RESERVES AND LIABILITIES

	1	2	3	4	5	6	7	8	9	10	11	12	13
	Total	Comprehensive (Hospital and Medical) Individual	Comprehensive (Hospital and Medical) Group	Medicare Supplement	Vision Only	Dental Only	Federal Employees Health Benefits Plan	Medicare Title XVIII	Medicaid Title XIX	Credit A&H	Disability Income	Long-Term Care	Other Health
1. Claims paid during the year:													
1.1 On claims incurred prior to current year	11,378,593	0	0	0	0	0	0	0	0	0	11,378,593	0	0
1.2 On claims incurred during current year	150,366	0	0	0	0	0	0	0	0	0	150,366	0	0
2. Claim reserves and liabilities, December 31, current year:													
2.1 On claims incurred prior to current year	65,895,263	0	0	0	0	0	0	0	0	0	65,895,263	0	0
2.2 On claims incurred during current year	19,617,537	0	0	0	0	0	0	0	0	0	19,617,537	0	0
3. Test:													
3.1 Lines 1.1 and 2.1	77,273,856	0	0	0	0	0	0	0	0	0	77,273,856	0	0
3.2 Claim reserves and liabilities, December 31, prior year	83,709,461	0	0	0	0	0	0	0	0	0	83,709,461	0	0
3.3 Line 3.1 minus Line 3.2	(6,435,605)	0	0	0	0	0	0	0	0	0	(6,435,605)	0	0

PART 4. - REINSURANCE

	1	2	3	4	5	6	7	8	9	10	11	12	13
	Total	Comprehensive (Hospital and Medical) Individual	Comprehensive (Hospital and Medical) Group	Medicare Supplement	Vision Only	Dental Only	Federal Employees Health Benefits Plan	Medicare Title XVIII	Medicaid Title XIX	Credit A&H	Disability Income	Long-Term Care	Other Health
A. Reinsurance Assumed:													
1. Premiums written	109,601	0	0	0	0	0	0	0	0	0	109,601	0	0
2. Premiums earned	114,583	0	0	0	0	0	0	0	0	0	114,583	0	0
3. Incurred claims	356,806	0	0	0	0	0	0	0	0	0	356,806	0	0
4. Commissions	7,664	0	0	0	0	0	0	0	0	0	7,664	0	0
B. Reinsurance Ceded:													
1. Premiums written	16,738,568	0	0	0	0	0	0	0	0	0	16,738,568	0	0
2. Premiums earned	17,143,846	0	0	0	0	0	0	0	0	0	17,143,846	0	0
3. Incurred claims	18,754,242	0	0	0	0	0	0	0	0	0	18,754,242	0	0
4. Commissions	4,708,924	0	0	0	0	0	0	0	0	0	4,708,924	0	0

(a) Includes \$ 0 premium deficiency reserve.

ANNUAL STATEMENT FOR THE YEAR 2023 OF AUGUSTAR LIFE ASSURANCE CORPORATION

SCHEDULE H - PART 5 - HEALTH CLAIMS

	1 Comprehensive (Hospital and Medical) Individual	2 Comprehensive (Hospital and Medical) Group	3 Medicare Supplement	4 Vision Only	5 Dental Only	6 Federal Employees Health Benefits Plan	7 Medicare Title XVIII	8 Medicaid Title XIX	9 Credit A&H	10 Disability Income	11 Long-Term Care	12 Other Health	13 Total
A. Direct:													
1. Incurred claims	0	0	0	0	0	0	0	0	0	31,729,734	0	0	31,729,734
2. Beginning claim reserves and liabilities	0	0	0	0	0	0	0	0	0	180,699,519	0	0	180,699,519
3. Ending claim reserves and liabilities	0	0	0	0	0	0	0	0	0	185,892,286	0	0	185,892,286
4. Claims paid	0	0	0	0	0	0	0	0	0	26,536,967	0	0	26,536,967
B. Assumed Reinsurance:													
1. Incurred claims	0	0	0	0	0	0	0	0	0	356,806	0	0	356,806
2. Beginning claim reserves and liabilities	0	0	0	0	0	0	0	0	0	3,381,059	0	0	3,381,059
3. Ending claim reserves and liabilities	0	0	0	0	0	0	0	0	0	2,964,227	0	0	2,964,227
4. Claims paid	0	0	0	0	0	0	0	0	0	773,638	0	0	773,638
C. Ceded Reinsurance:													
1. Incurred claims	0	0	0	0	0	0	0	0	0	18,754,242	0	0	18,754,242
2. Beginning claim reserves and liabilities	0	0	0	0	0	0	0	0	0	102,810,642	0	0	102,810,642
3. Ending claim reserves and liabilities	0	0	0	0	0	0	0	0	0	106,269,744	0	0	106,269,744
4. Claims paid	0	0	0	0	0	0	0	0	0	15,295,140	0	0	15,295,140
D. Net:													
1. Incurred claims	0	0	0	0	0	0	0	0	0	13,332,298	0	0	13,332,298
2. Beginning claim reserves and liabilities	0	0	0	0	0	0	0	0	0	81,269,936	0	0	81,269,936
3. Ending claim reserves and liabilities	0	0	0	0	0	0	0	0	0	82,586,769	0	0	82,586,769
4. Claims paid	0	0	0	0	0	0	0	0	0	12,015,465	0	0	12,015,465
E. Net Incurred Claims and Cost Containment Expenses:													
1. Incurred claims and cost containment expenses	0	0	0	0	0	0	0	0	0	13,441,617	0	0	13,441,617
2. Beginning reserves and liabilities	0	0	0	0	0	0	0	0	0	81,283,161	0	0	81,283,161
3. Ending reserves and liabilities	0	0	0	0	0	0	0	0	0	82,590,289	0	0	82,590,289
4. Paid claims and cost containment expenses	0	0	0	0	0	0	0	0	0	12,134,489	0	0	12,134,489

ANNUAL STATEMENT FOR THE YEAR 2023 OF AUGUSTAR LIFE ASSURANCE CORPORATION

SCHEDULE S - PART 1 - SECTION 1

Reinsurance Assumed Life Insurance, Annuities, Deposit Funds and Other Liabilities Without Life or Disability Contingencies, and Related Benefits Listed by Reinsured Company as of December 31, Current Year

1 NAIC Company Code	2 ID Number	3 Effective Date	4 Name of Reinsured	5 Domiciliary Jurisdiction	6 Type of Reinsurance Assumed	7 Type of Business Assumed	8 Amount of In Force at End of Year	9 Reserve	10 Premiums	11 Reinsurance Payable on Paid and Unpaid Losses	12 Modified Coinsurance Reserve	13 Funds Withheld Under Coinsurance
NONE												
9999999 - Totals												

ANNUAL STATEMENT FOR THE YEAR 2023 OF AUGUSTAR LIFE ASSURANCE CORPORATION

SCHEDULE S - PART 1 - SECTION 2

Reinsurance Assumed Accident and Health Insurance Listed by Reinsured Company as of December 31, Current Year

1	2	3	4	5	6	7	8	9	10	11	12	13
NAIC Company Code	ID Number	Effective Date	Name of Reinsured	Domiciliary Jurisdiction	Type of Reinsurance Assumed	Type of Business Assumed	Premiums	Unearned Premiums	Reserve Liability Other Than for Unearned Premiums	Reinsurance Payable on Paid and Unpaid Losses	Modified Coinsurance Reserve	Funds Withheld Under Coinsurance
0399999. Total - U.S. Affiliates							0	0	0	0	0	0
0699999. Total - Non-U.S. Affiliates							0	0	0	0	0	0
0799999. Total - Affiliates							0	0	0	0	0	0
61301	47-0098400	05/01/1985	Ameritas Life Insurance Corporation	NE	QA/I	LTDI	21,786	2,055	830,424	4,816	0	0
64017	75-0300900	11/23/1987	Jefferson National Life Insurance Company	TX	QA/I	LTDI	44,282	8,614	2,105,943	40,786	0	0
57320	47-0339250	09/09/1990	Woodmen of the World	NE	QA/I	LTDI	43,802	3,969	379,546	1,060	0	0
0899999. U.S. Non-Affiliates							109,870	14,638	3,315,913	46,662	0	0
1099999. Total - Non-Affiliates							109,870	14,638	3,315,913	46,662	0	0
1199999. Total U.S. (Sum of 0399999 and 0899999)							109,870	14,638	3,315,913	46,662	0	0
1299999. Total Non-U.S. (Sum of 0699999 and 0999999)							0	0	0	0	0	0
9999999 - Totals							109,870	14,638	3,315,913	46,662	0	0

ANNUAL STATEMENT FOR THE YEAR 2023 OF AUGUSTAR LIFE ASSURANCE CORPORATION

SCHEDULE S - PART 2

Reinsurance Recoverable on Paid and Unpaid Losses Listed by Reinsuring Company as of December 31, Current Year

1 NAIC Company Code	2 ID Number	3 Effective Date	4 Name of Company	5 Domiciliary Jurisdiction	6 Paid Losses	7 Unpaid Losses
13575	26-3791519	05/01/2011	Montgomery Re	VT	0	2,202,702
13575	26-3791519	07/01/2012	Montgomery Re	VT	0	1,415,009
15363	80-0955278	12/31/2013	Kenwood Re	VT	0	13,185,585
15855	47-4249160	12/31/2015	Camargo Re	OH	0	5,969,157
15855	47-4249160	12/31/2018	Camargo Re	OH	0	2,909,609
0199999. Life and Annuity - U.S. Affiliates - Captive					0	25,682,062
67172	31-0397080	10/01/2006	AuguStar Life Insurance Comp	OH	0	297,418
67172	31-0397080	10/01/2009	AuguStar Life Insurance Comp	OH	0	253,937
0299999. Life and Annuity - U.S. Affiliates - Other					0	551,355
0399999. Total Life and Annuity - U.S. Affiliates					0	26,233,417
0699999. Total Life and Annuity - Non-U.S. Affiliates					0	0
0799999. Total Life and Annuity - Affiliates					0	26,233,417
90611	41-1366075	01/01/2002	Allianz Life Insurance Co. of North Amer	MN	0	29,496
90611	41-1366075	04/01/2003	Allianz Life Insurance Co. of North Amer	MN	0	90,000
90611	41-1366075	04/01/2003	Allianz Life Insurance Co. of North Amer	MN	0	289,838
90611	41-1366075	04/15/1999	Allianz Life Insurance Co. of North Amer	MN	0	90,968
90611	41-1366075	07/01/2002	Allianz Life Insurance Co. of North Amer	MN	0	78,848
90611	41-1366075	07/31/2001	Allianz Life Insurance Co. of North Amer	MN	15,003	15,003
86258	13-2572994	01/01/2006	General & Cologne Life Re of America	CT	0	365,846
86258	13-2572994	04/01/2004	General & Cologne Life Re of America	CT	0	8,948
88340	59-2859797	01/01/2006	Hannover Life Reassurance Comp of America	FL	0	225,000
88340	59-2859797	01/01/2010	Hannover Life Reassurance Comp of America	FL	91,775	15,872
66346	58-0828824	01/01/2002	Munich American Reassurance Company	GA	0	58,992
66346	58-0828824	01/01/2006	Munich American Reassurance Company	GA	0	300,000
66346	58-0828824	01/19/2005	Munich American Reassurance Company	GA	0	90,000
66346	58-0828824	01/19/2005	Munich American Reassurance Company	GA	0	51,174
66346	58-0828824	04/01/2003	Munich American Reassurance Company	GA	0	225,000
66346	58-0828824	04/01/2003	Munich American Reassurance Company	GA	0	314,453
66346	58-0828824	04/01/2004	Munich American Reassurance Company	GA	45,000	112,500
66346	58-0828824	04/01/2004	Munich American Reassurance Company	GA	0	8,948
66346	58-0828824	04/15/1999	Munich American Reassurance Company	GA	0	90,968
66346	58-0828824	06/01/1998	Munich American Reassurance Company	GA	0	55,687
66346	58-0828824	06/04/2007	Munich American Reassurance Company	GA	425,000	538,500
66346	58-0828824	07/01/2002	Munich American Reassurance Company	GA	0	122,026
66346	58-0828824	07/31/2001	Munich American Reassurance Company	GA	0	30,006
66346	58-0828824	10/10/2009	Munich American Reassurance Company	GA	118,951	209,186
93572	43-1235868	01/01/1987	RGA Reinsurance Company	MO	0	396,077
93572	43-1235868	01/01/1994	RGA Reinsurance Company	MO	0	125,837
93572	43-1235868	01/01/2002	RGA Reinsurance Company	MO	0	29,479
93572	43-1235868	04/01/2003	RGA Reinsurance Company	MO	0	279,992
93572	43-1235868	04/01/2004	RGA Reinsurance Company	MO	0	8,948
93572	43-1235868	04/15/1999	RGA Reinsurance Company	MO	0	136,485
93572	43-1235868	06/01/1998	RGA Reinsurance Company	MO	0	111,377
93572	43-1235868	07/01/2002	RGA Reinsurance Company	MO	0	110,790
93572	43-1235868	07/01/2008	RGA Reinsurance Company	MO	0	16,394
93572	43-1235868	07/31/2001	RGA Reinsurance Company	MO	14,994	14,994
93572	43-1235868	07/01/2019	RGA Reinsurance Company	MO	14,590,307	566,132
93572	43-1235868	10/01/1995	RGA Reinsurance Company	MO	20,000	75,897
93572	43-1235868	10/10/2009	RGA Reinsurance Company	MO	118,951	209,186
64688	75-6020048	01/01/2017	SCOR Global Life American Reins Co.	DE	259,437	0
64688	75-6020048	10/10/2009	SCOR Global Life American Reins Co.	DE	118,951	418,372
64688	75-6020048	11/01/2021	SCOR Global Life American Reins Co.	DE	0	500,000
87572	23-2038295	01/01/2006	Scottish Re USA Inc.	DE	42,054	58,788
68713	84-0499703	01/01/1994	Security Life of Denver Insurance Co.	CO	0	125,837
68713	84-0499703	01/01/2002	Security Life of Denver Insurance Co.	CO	0	29,496
68713	84-0499703	04/01/2003	Security Life of Denver Insurance Co.	CO	0	135,000
68713	84-0499703	04/01/2003	Security Life of Denver Insurance Co.	CO	0	284,915
68713	84-0499703	04/01/2004	Security Life of Denver Insurance Co.	CO	27,000	67,500
68713	84-0499703	04/01/2004	Security Life of Denver Insurance Co.	CO	0	8,948
68713	84-0499703	04/15/1999	Security Life of Denver Insurance Co.	CO	0	136,485
68713	84-0499703	06/01/1998	Security Life of Denver Insurance Co.	CO	0	111,377
68713	84-0499703	07/01/2002	Security Life of Denver Insurance Co.	CO	0	138,974
68713	84-0499703	07/31/2001	Security Life of Denver Insurance Co.	CO	0	15,003
68713	84-0499703	10/01/1995	Security Life of Denver Insurance Co.	CO	20,000	75,897
82627	06-0839705	01/01/1994	Swiss Re Life & Health America, Inc.	CO	0	377,512
82627	06-0839705	01/01/2006	Swiss Re Life & Health America, Inc.	CO	84,108	117,579
82627	06-0839705	01/01/2010	Swiss Re Life & Health America, Inc.	CO	104,581	15,872
82627	06-0839705	04/15/1999	Swiss Re Life & Health America, Inc.	CO	0	136,485
82627	06-0839705	06/01/1984	Swiss Re Life & Health America, Inc.	CO	0	74,829
82627	06-0839705	06/01/1998	Swiss Re Life & Health America, Inc.	CO	0	222,754
82627	06-0839705	06/04/2007	Swiss Re Life & Health America, Inc.	CO	425,000	538,500
82627	06-0839705	07/01/2002	Swiss Re Life & Health America, Inc.	CO	0	95,796
82627	06-0839705	07/01/2008	Swiss Re Life & Health America, Inc.	CO	0	16,394
82627	06-0839705	10/01/1995	Swiss Re Life & Health America, Inc.	CO	60,000	227,691
82627	06-0839705	11/14/1991	Swiss Re Life & Health America, Inc.	CO	0	2,007
65676	35-0472300	01/01/2002	The Lincoln National Life Insurance Comp	IN	0	29,479
65676	35-0472300	04/15/1999	The Lincoln National Life Insurance Comp	IN	0	91,035
65676	35-0472300	06/01/1998	The Lincoln National Life Insurance Comp	IN	0	55,688
65676	35-0472300	07/01/2002	The Lincoln National Life Insurance Comp	IN	0	78,895
65676	35-0472300	07/31/2001	The Lincoln National Life Insurance Comp	IN	0	14,994
86231	39-0989781	01/01/2006	Transamerica Life Insurance Company	IA	0	270,000
86231	39-0989781	01/01/2006	Transamerica Life Insurance Company	IA	0	365,846
86231	39-0989781	10/01/2007	Transamerica Life Insurance Company	IA	473,075	0
80659	82-4533188	01/19/2005	US Business of Canada Life Assurance Company	MI	0	36,000
80659	82-4533188	01/19/2005	US Business of Canada Life Assurance Company	MI	0	14,621
80659	82-4533188	04/01/2004	US Business of Canada Life Assurance Company	MI	18,000	45,000
0899999. Life and Annuity - U.S. Non-Affiliates					17,072,187	10,432,416
00000	AA-3190770	01/01/2006	Chubb Tempest Reins Ltd.	BMU	4,500	180,000
0999999. Life and Annuity - Non-U.S. Non-Affiliates					4,500	180,000
1099999. Total Life and Annuity - Non-Affiliates					17,076,687	10,612,416
1199999. Total Life and Annuity					17,076,687	36,845,833
1499999. Total Accident and Health - U.S. Affiliates					0	0
1799999. Total Accident and Health - Non-U.S. Affiliates					0	0
1899999. Total Accident and Health - Affiliates					0	0
39845	48-0921045	09/01/1967	Westport Ins. Corp	MO	94,343	0
86258	13-2572994	01/01/1999	General Re Life Corporation	CT	135,120	76,840
66346	58-0828824	01/01/1999	Munich American Reassurance Company	GA	152,551	138,584
82627	06-0839705	02/01/1981	Swiss Re Life & Health America, Inc	MO	2,118,006	652,577
67598	04-1768571	11/01/1988	Paul Revere Life Insurance Company	MA	426,010	44,542
1999999. Accident and Health - U.S. Non-Affiliates					2,926,031	912,543
2199999. Total Accident and Health - Non-Affiliates					2,926,031	912,543
2299999. Total Accident and Health					2,926,031	912,543
2399999. Total U.S. (Sum of 0399999, 0899999, 1499999 and 1999999)					19,998,218	37,578,376
2499999. Total Non-U.S. (Sum of 0699999, 0999999, 1799999 and 2099999)					4,500	180,000
9999999 Totals - Life, Annuity and Accident and Health					20,002,718	37,758,376

ANNUAL STATEMENT FOR THE YEAR 2023 OF AUGUSTAR LIFE ASSURANCE CORPORATION

SCHEDULE S - PART 3 - SECTION 1

Reinsurance Ceded Life Insurance, Annuities, Deposit Funds and Other Liabilities Without Life or Disability Contingencies, and Related Benefits Listed by Reinsuring Company as of December 31, Current Year

1 NAIC Company Code	2 ID Number	3 Effective Date	4 Name of Company	5 Domi- ciliary Juris- diction	6 Type of Reinsurance Ceded	7 Type of Business Ceded	8 Amount in Force at End of Year	Reserve Credit Taken		11 Premiums	Outstanding Surplus Relief		14 Modified Coinsurance Reserve	15 Funds Withheld Under Coinsurance
								9 Current Year	10 Prior Year		12 Current Year	13 Prior Year		
15855	47-4249160	12/31/2015	Camargo Re Captive Inc.	OH	CO/I	XXXL	38,572,809,695	348,855,330	330,567,383	53,534,486	0	0	0	0
15855	47-4249160	12/31/2015	Camargo Re Captive Inc.	OH	CO/I	DIS	0	9,466,875	9,405,266	1,994,557	0	0	0	0
15855	47-4249160	12/31/2018	Camargo Re Captive Inc.	OH	CO/I	XXXL	6,807,139,104	34,481,741	30,858,728	5,291,484	0	0	0	0
15855	47-4249160	12/31/2018	Camargo Re Captive Inc.	OH	CO/I	DIS	0	1,178,618	923,481	248,321	0	0	0	0
0199999. General Account - Authorized U.S. Affiliates - Captive							45,379,948,799	393,982,564	371,754,858	61,068,848	0	0	0	0
67172	31-0397080	10/04/2006	Augustar Life Ins Co	OH	CO/I	OL	268,557,876	165,795,458	171,796,568	0	0	0	0	0
67172	31-0397080	10/01/2009	Augustar Life Ins Co	OH	CO/I	OL	1,022,922,599	448,053,579	486,751,263	0	0	0	0	0
67172	31-0397080	09/01/2014	Augustar Life Ins Co	OH	CO/I	OL	575,658,427	236,733,241	254,754,905	0	0	0	0	0
0299999. General Account - Authorized U.S. Affiliates - Other							1,867,138,902	850,582,278	913,302,736	0	0	0	0	0
0399999. Total General Account - Authorized U.S. Affiliates							47,247,087,701	1,244,564,842	1,285,057,594	61,068,848	0	0	0	0
0699999. Total General Account - Authorized Non-U.S. Affiliates							0	0	0	0	0	0	0	0
0799999. Total General Account - Authorized Affiliates							47,247,087,701	1,244,564,842	1,285,057,594	61,068,848	0	0	0	0
90611	41-1366075	11/01/1983	Allianz Life Insurance Co of N Amer	MN	YRT/I	OL	256,955	6,353	5,773	5,006	0	0	0	0
90611	41-1366075	01/01/1987	Allianz Life Insurance Co of N Amer	MN	YRT/I	OL	1,783,455	55,690	53,441	43,885	0	0	0	0
90611	41-1366075	06/01/1988	Allianz Life Insurance Co of N Amer	MN	YRT/I	OL	200,000	1,505	1,376	1,186	0	0	0	0
90611	41-1366075	02/01/1999	Allianz Life Insurance Co of N Amer	MN	YRT/I	OL	2,444,317	39,620	35,998	31,221	0	0	0	0
90611	41-1366075	02/01/1999	Allianz Life Insurance Co of N Amer	MN	CO/I	DIS	0	196	149	22	0	0	0	0
90611	41-1366075	04/15/1999	Allianz Life Insurance Co of N Amer	MN	CO/I	OL	911,250	10,204	10,531	18,384	0	0	0	0
90611	41-1366075	04/15/1999	Allianz Life Insurance Co of N Amer	MN	YRT/I	OL	35,010,089	368,605	383,545	290,466	0	0	0	0
90611	41-1366075	04/15/1999	Allianz Life Insurance Co of N Amer	MN	CO/I	DIS	0	33,105	31,963	3,733	0	0	0	0
90611	41-1366075	03/15/2000	Allianz Life Insurance Co of N Amer	MN	YRT/I	OL	79,980	283	259	223	0	0	0	0
90611	41-1366075	09/01/2000	Allianz Life Insurance Co of N Amer	MN	YRT/I	OL	0	0	696	0	0	0	0	0
90611	41-1366075	09/30/2000	Allianz Life Insurance Co of N Amer	MN	YRT/I	OL	8,376,110	134,769	121,616	106,200	0	0	0	0
90611	41-1366075	07/31/2001	Allianz Life Insurance Co of N Amer	MN	CO/I	XXXL	21,925,211	127,490	402,235	229,688	0	0	0	0
90611	41-1366075	07/31/2001	Allianz Life Insurance Co of N Amer	MN	YRT/I	OL	14,790,792	144,235	139,185	113,660	0	0	0	0
90611	41-1366075	07/31/2001	Allianz Life Insurance Co of N Amer	MN	CO/I	DIS	0	2,517	28,602	284	0	0	0	0
90611	41-1366075	01/01/2002	Allianz Life Insurance Co of N Amer	MN	YRT/I	OL	20,322,739	206,378	189,137	162,629	0	0	0	0
90611	41-1366075	07/01/2002	Allianz Life Insurance Co of N Amer	MN	YRT/I	OL	12,926,877	170,757	165,502	134,559	0	0	0	0
90611	41-1366075	01/01/2003	Allianz Life Insurance Co of N Amer	MN	CO/I	XXXL	9,320,292	48,973	401,427	88,231	0	0	0	0
90611	41-1366075	01/01/2003	Allianz Life Insurance Co of N Amer	MN	YRT/I	OL	9,664,392	100,656	94,916	79,318	0	0	0	0
90611	41-1366075	01/01/2003	Allianz Life Insurance Co of N Amer	MN	CO/I	DIS	0	755	2,177	85	0	0	0	0
90611	41-1366075	04/01/2003	Allianz Life Insurance Co of N Amer	MN	CO/I	XXXL	197,133,950	1,295,853	3,530,094	2,334,629	0	0	0	0
90611	41-1366075	04/01/2003	Allianz Life Insurance Co of N Amer	MN	YRT/I	OL	70,923,875	836,070	872,482	658,837	0	0	0	0
90611	41-1366075	04/01/2003	Allianz Life Insurance Co of N Amer	MN	CO/I	DIS	0	133,294	181,569	15,031	0	0	0	0
86258	13-2572994	07/01/1982	General Re Life Corp	CT	YRT/I	OL	47,772	3,373	3,006	2,328	0	0	0	0
86258	13-2572994	01/01/1987	General Re Life Corp	CT	YRT/I	OL	141,327	4,961	7,431	3,424	0	0	0	0
86258	13-2572994	10/01/1988	General Re Life Corp	CT	YRT/I	OL	21,095	195	178	135	0	0	0	0
86258	13-2572994	04/01/2004	General Re Life Corp	CT	YRT/I	OL	36,020,226	517,969	467,176	357,513	0	0	0	0
86258	13-2572994	04/01/2004	General Re Life Corp	CT	CO/I	DIS	0	232	195	119	0	0	0	0
86258	13-2572994	01/19/2005	General Re Life Corp	CT	YRT/I	OL	42,538,425	544,807	516,544	376,037	0	0	0	0
86258	13-2572994	12/01/2005	General Re Life Corp	CT	YRT/I	OL	12,564,635	65,011	56,430	44,872	0	0	0	0
86258	13-2572994	12/01/2005	General Re Life Corp	CT	CO/I	DIS	0	692	1,056	355	0	0	0	0
86258	13-2572994	01/01/2006	General Re Life Corp	CT	YRT/I	OL	197,021,112	1,487,309	1,385,671	1,026,572	0	0	0	0
86258	13-2572994	01/01/2006	General Re Life Corp	CT	CO/I	DIS	0	21,998	30,080	11,271	0	0	0	0
86258	13-2572994	01/01/2023	General Re Life Corp	CT	CO/I	DIS	0	692	0	355	0	0	0	0
86258	13-2572994	01/01/2023	General Re Life Corp	CT	YRT/I	OL	41,759,095	11,278	0	7,784	0	0	0	0
88340	59-2859797	01/19/2005	Hannover Life Reassur Co of Amer	FL	YRT/I	OL	3,665,256	16,607	15,461	18,804	0	0	0	0
88340	59-2859797	09/01/2005	Hannover Life Reassur Co of Amer	FL	CO/I	XXXL	125,046,823	1,545,893	2,228,041	107,604	0	0	0	0
88340	59-2859797	09/01/2005	Hannover Life Reassur Co of Amer	FL	CO/I	DIS	0	109,167	119,953	4,680	0	0	0	0
88340	59-2859797	12/01/2005	Hannover Life Reassur Co of Amer	FL	CO/I	XXXL	43,588,970	545,355	785,774	37,960	0	0	0	0
88340	59-2859797	12/01/2005	Hannover Life Reassur Co of Amer	FL	CO/I	DIS	0	4,134	6,854	177	0	0	0	0
88340	59-2859797	01/01/2006	Hannover Life Reassur Co of Amer	FL	CO/I	XXXL	736,258,087	13,698,940	16,495,702	953,537	0	0	0	0
88340	59-2859797	01/01/2006	Hannover Life Reassur Co of Amer	FL	YRT/I	OL	14,490,570	56,636	49,414	64,131	0	0	0	0
88340	59-2859797	01/01/2006	Hannover Life Reassur Co of Amer	FL	CO/I	DIS	0	272,941	322,976	11,701	0	0	0	0
88340	59-2859797	01/01/2010	Hannover Life Reassur Co of Amer	FL	YRT/I	OL	122,726,035	378,997	369,900	429,148	0	0	0	0
88340	59-2859797	01/01/2014	Hannover Life Reassur Co of Amer	FL	YRT/I	OL	13,006,771	162,511	139,218	184,015	0	0	0	0

ANNUAL STATEMENT FOR THE YEAR 2023 OF AUGUSTAR LIFE ASSURANCE CORPORATION

SCHEDULE S - PART 3 - SECTION 1

Reinsurance Ceded Life Insurance, Annuities, Deposit Funds and Other Liabilities Without Life or Disability Contingencies, and Related Benefits Listed by Reinsuring Company as of December 31, Current Year

1 NAIC Company Code	2 ID Number	3 Effective Date	4 Name of Company	5 Domi- ciliary Juris- diction	6 Type of Reinsurance Ceded	7 Type of Business Ceded	8 Amount in Force at End of Year	Reserve Credit Taken		11 Premiums	Outstanding Surplus Relief		14 Modified Coinsurance Reserve	15 Funds Withheld Under Coinsurance
								9 Current Year	10 Prior Year		12 Current Year	13 Prior Year		
88340	59-2859797	11/01/2016	Hannover Life Reassur Co of Amer	FL	YRT/I	OL	14,729,827	23,504	48,428	26,615	0	0	0	0
88340	59-2859797	01/01/2017	Hannover Life Reassur Co of Amer	FL	YRT/I	OL	287,886,650	325,647	279,127	368,739	0	0	0	0
88340	59-2859797	01/01/2017	Hannover Life Reassur Co of Amer	FL	CO/I	DIS	0	9,515	7,475	408	0	0	0	0
88340	59-2859797	01/01/2019	Hannover Life Reassur Co of Amer	FL	YRT/I	OL	288,702	163	136	184	0	0	0	0
65676	35-0472300	03/18/1982	Lincoln Natl Life Ins Co	IN	YRT/I	OL	2,461,290	174,501	163,907	143,249	0	0	0	0
65676	35-0472300	03/09/1998	Lincoln Natl Life Ins Co	IN	YRT/I	OL	3,500,601	111,420	98,587	91,466	0	0	0	0
65676	35-0472300	06/01/1998	Lincoln Natl Life Ins Co	IN	YRT/I	OL	4,060,122	82,157	88,172	67,443	0	0	0	0
65676	35-0472300	08/01/1998	Lincoln Natl Life Ins Co	IN	YRT/I	OL	62,507	2,639	2,407	2,166	0	0	0	0
65676	35-0472300	02/01/1999	Lincoln Natl Life Ins Co	IN	YRT/I	OL	5,497,480	49,980	44,925	41,029	0	0	0	0
65676	35-0472300	02/01/1999	Lincoln Natl Life Ins Co	IN	CO/I	DIS	0	196	149	1	0	0	0	0
65676	35-0472300	04/15/1999	Lincoln Natl Life Ins Co	IN	CO/I	OL	911,250	10,204	10,531	2,197	0	0	0	0
65676	35-0472300	04/15/1999	Lincoln Natl Life Ins Co	IN	YRT/I	OL	42,033,851	402,906	421,104	330,749	0	0	0	0
65676	35-0472300	04/15/1999	Lincoln Natl Life Ins Co	IN	CO/I	DIS	0	33,105	31,963	97	0	0	0	0
65676	35-0472300	03/01/2000	Lincoln Natl Life Ins Co	IN	CO/I	XXXL	675,000	5,210	4,481	1,122	0	0	0	0
65676	35-0472300	03/01/2000	Lincoln Natl Life Ins Co	IN	CO/I	DIS	0	675	601	2	0	0	0	0
65676	35-0472300	03/15/2000	Lincoln Natl Life Ins Co	IN	YRT/I	OL	80,040	283	259	232	0	0	0	0
65676	35-0472300	09/01/2000	Lincoln Natl Life Ins Co	IN	CO/I	XXXL	3,388,816	27,144	32,159	5,845	0	0	0	0
65676	35-0472300	09/01/2000	Lincoln Natl Life Ins Co	IN	YRT/I	OL	0	0	696	0	0	0	0	0
65676	35-0472300	09/01/2000	Lincoln Natl Life Ins Co	IN	CO/I	DIS	0	882	836	3	0	0	0	0
65676	35-0472300	09/05/2000	Lincoln Natl Life Ins Co	IN	YRT/I	OL	17,352,284	294,797	280,763	242,001	0	0	0	0
65676	35-0472300	09/30/2000	Lincoln Natl Life Ins Co	IN	YRT/I	OL	19,694,962	196,903	177,748	161,639	0	0	0	0
65676	35-0472300	07/01/2001	Lincoln Natl Life Ins Co	IN	YRT/I	OL	9,866	59	53	48	0	0	0	0
65676	35-0472300	07/31/2001	Lincoln Natl Life Ins Co	IN	CO/I	XXXL	21,911,996	127,413	391,668	27,434	0	0	0	0
65676	35-0472300	07/31/2001	Lincoln Natl Life Ins Co	IN	YRT/I	OL	12,112,761	106,439	107,266	87,377	0	0	0	0
65676	35-0472300	07/31/2001	Lincoln Natl Life Ins Co	IN	CO/I	DIS	0	2,515	28,585	7	0	0	0	0
65676	35-0472300	01/01/2002	Lincoln Natl Life Ins Co	IN	YRT/I	OL	20,500,391	209,512	191,987	171,990	0	0	0	0
65676	35-0472300	07/01/2002	Lincoln Natl Life Ins Co	IN	YRT/I	OL	12,931,983	170,885	165,628	140,281	0	0	0	0
65676	35-0472300	01/01/2003	Lincoln Natl Life Ins Co	IN	CO/I	XXXL	9,320,292	48,973	401,427	10,545	0	0	0	0
65676	35-0472300	01/01/2003	Lincoln Natl Life Ins Co	IN	YRT/I	OL	9,573,776	100,066	94,436	82,145	0	0	0	0
65676	35-0472300	01/01/2003	Lincoln Natl Life Ins Co	IN	CO/I	DIS	0	755	2,177	2	0	0	0	0
65676	35-0472300	01/19/2005	Lincoln Natl Life Ins Co	IN	YRT/I	OL	2,587,820	50,386	48,690	41,362	0	0	0	0
66346	58-0828824	04/01/1984	Munich Amer Reassur Co	GA	YRT/I	OL	50,006	394	362	265	0	0	0	0
66346	58-0828824	03/01/1998	Munich Amer Reassur Co	GA	YRT/I	OL	557,418	1,888	4,112	1,272	0	0	0	0
66346	58-0828824	03/09/1998	Munich Amer Reassur Co	GA	YRT/I	OL	3,500,606	111,420	98,587	75,031	0	0	0	0
66346	58-0828824	06/01/1998	Munich Amer Reassur Co	GA	YRT/I	OL	4,060,118	82,157	88,171	55,325	0	0	0	0
66346	58-0828824	08/01/1998	Munich Amer Reassur Co	GA	YRT/I	OL	62,507	2,639	2,407	1,777	0	0	0	0
66346	58-0828824	02/01/1999	Munich Amer Reassur Co	GA	YRT/I	OL	2,444,318	39,620	35,998	26,680	0	0	0	0
66346	58-0828824	02/01/1999	Munich Amer Reassur Co	GA	CO/I	DIS	0	196	149	15	0	0	0	0
66346	58-0828824	04/15/1999	Munich Amer Reassur Co	GA	CO/I	OL	911,250	10,204	10,531	1,220	0	0	0	0
66346	58-0828824	04/15/1999	Munich Amer Reassur Co	GA	YRT/I	OL	35,122,607	369,249	384,064	248,655	0	0	0	0
66346	58-0828824	04/15/1999	Munich Amer Reassur Co	GA	CO/I	DIS	0	33,105	31,963	2,462	0	0	0	0
66346	58-0828824	03/15/2000	Munich Amer Reassur Co	GA	YRT/I	OL	79,980	283	259	191	0	0	0	0
66346	58-0828824	09/01/2000	Munich Amer Reassur Co	GA	CO/I	XXXL	2,652,000	15,608	22,271	1,866	0	0	0	0
66346	58-0828824	09/01/2000	Munich Amer Reassur Co	GA	YRT/I	OL	0	0	1,003	0	0	0	0	0
66346	58-0828824	09/01/2000	Munich Amer Reassur Co	GA	CO/I	DIS	0	882	836	66	0	0	0	0
66346	58-0828824	09/30/2000	Munich Amer Reassur Co	GA	YRT/I	OL	25,896,091	261,749	236,004	176,264	0	0	0	0
66346	58-0828824	07/31/2001	Munich Amer Reassur Co	GA	CO/I	XXXL	43,850,138	254,978	783,804	30,478	0	0	0	0
66346	58-0828824	07/31/2001	Munich Amer Reassur Co	GA	YRT/I	OL	21,612,865	177,425	178,381	119,480	0	0	0	0
66346	58-0828824	07/31/2001	Munich Amer Reassur Co	GA	CO/I	DIS	0	5,033	57,204	374	0	0	0	0
66346	58-0828824	01/01/2002	Munich Amer Reassur Co	GA	YRT/I	OL	34,850,271	324,177	296,235	218,303	0	0	0	0
66346	58-0828824	07/01/2002	Munich Amer Reassur Co	GA	YRT/I	OL	20,905,495	251,560	243,145	169,402	0	0	0	0
66346	58-0828824	01/01/2003	Munich Amer Reassur Co	GA	CO/I	XXXL	9,320,290	48,973	407,528	5,854	0	0	0	0
66346	58-0828824	01/01/2003	Munich Amer Reassur Co	GA	YRT/I	OL	11,087,039	120,710	114,041	81,287	0	0	0	0
66346	58-0828824	01/01/2003	Munich Amer Reassur Co	GA	CO/I	DIS	0	755	2,177	56	0	0	0	0
66346	58-0828824	04/01/2003	Munich Amer Reassur Co	GA	CO/I	XXXL	492,479,919	3,224,952	8,510,823	385,489	0	0	0	0
66346	58-0828824	04/01/2003	Munich Amer Reassur Co	GA	YRT/I	OL	115,120,586	959,283	970,508	645,989	0	0	0	0

ANNUAL STATEMENT FOR THE YEAR 2023 OF AUGUSTAR LIFE ASSURANCE CORPORATION

SCHEDULE S - PART 3 - SECTION 1

Reinsurance Ceded Life Insurance, Annuities, Deposit Funds and Other Liabilities Without Life or Disability Contingencies, and Related Benefits Listed by Reinsuring Company as of December 31, Current Year

1 NAIC Company Code	2 ID Number	3 Effective Date	4 Name of Company	5 Domi- ciliary Juris- diction	6 Type of Reinsurance Ceded	7 Type of Business Ceded	8 Amount in Force at End of Year	Reserve Credit Taken		11 Premiums	Outstanding Surplus Relief		14 Modified Coinsurance Reserve	15 Funds Withheld Under Coinsurance
								9 Current Year	10 Prior Year		12 Current Year	13 Prior Year		
66346	58-0828824	04/01/2003	Munich Amer Reassur Co	GA	CO/I	DIS	0	253,943	372,634	18,884	0	0	0	0
66346	58-0828824	04/01/2004	Munich Amer Reassur Co	GA	CO/I	XXXL	948,154,250	6,494,096	14,199,845	776,261	0	0	0	0
66346	58-0828824	04/01/2004	Munich Amer Reassur Co	GA	YRT/I	OL	81,039,991	770,915	695,471	519,140	0	0	0	0
66346	58-0828824	04/01/2004	Munich Amer Reassur Co	GA	CO/I	DIS	0	24,621	54,822	1,831	0	0	0	0
66346	58-0828824	01/19/2005	Munich Amer Reassur Co	GA	CO/I	XXXL	520,263,086	6,664,032	9,645,342	796,574	0	0	0	0
66346	58-0828824	01/19/2005	Munich Amer Reassur Co	GA	YRT/I	OL	114,750,505	1,189,573	1,131,692	801,067	0	0	0	0
66346	58-0828824	01/19/2005	Munich Amer Reassur Co	GA	CO/I	DIS	0	422,504	411,109	31,418	0	0	0	0
66346	58-0828824	07/01/2005	Munich Amer Reassur Co	GA	CO/I	XXXL	65,722,547	1,022,243	1,452,706	122,192	0	0	0	0
66346	58-0828824	07/01/2005	Munich Amer Reassur Co	GA	YRT/I	OL	44,120,580	218,069	287,914	146,849	0	0	0	0
66346	58-0828824	07/01/2005	Munich Amer Reassur Co	GA	CO/I	DIS	0	4,881	10,607	363	0	0	0	0
66346	58-0828824	09/01/2005	Munich Amer Reassur Co	GA	CO/I	XXXL	106,960,933	1,457,164	2,126,059	174,180	0	0	0	0
66346	58-0828824	09/01/2005	Munich Amer Reassur Co	GA	YRT/I	OL	77,176,272	381,859	346,513	257,147	0	0	0	0
66346	58-0828824	09/01/2005	Munich Amer Reassur Co	GA	CO/I	DIS	0	180,449	202,931	13,419	0	0	0	0
66346	58-0828824	12/01/2005	Munich Amer Reassur Co	GA	CO/I	XXXL	32,663,916	465,595	667,983	55,654	0	0	0	0
66346	58-0828824	12/01/2005	Munich Amer Reassur Co	GA	YRT/I	OL	34,351,495	160,285	139,805	107,937	0	0	0	0
66346	58-0828824	12/01/2005	Munich Amer Reassur Co	GA	CO/I	DIS	0	7,109	11,221	529	0	0	0	0
66346	58-0828824	01/01/2006	Munich Amer Reassur Co	GA	CO/I	XXXL	344,359,554	5,987,123	7,158,040	715,661	0	0	0	0
66346	58-0828824	01/01/2006	Munich Amer Reassur Co	GA	YRT/I	OL	79,935,011	850,018	787,566	572,408	0	0	0	0
66346	58-0828824	01/01/2006	Munich Amer Reassur Co	GA	CO/I	DIS	0	161,988	182,658	12,046	0	0	0	0
66346	58-0828824	06/04/2007	Munich Amer Reassur Co	GA	YRT/I	OL	5,629,758	32,689	8,197	22,013	0	0	0	0
66346	58-0828824	06/04/2007	Munich Amer Reassur Co	GA	CO/I	DIS	0	309	0	23	0	0	0	0
66346	58-0828824	10/01/2007	Munich Amer Reassur Co	GA	YRT/I	OL	111,238,866	1,027,522	944,685	691,941	0	0	0	0
66346	58-0828824	10/01/2007	Munich Amer Reassur Co	GA	CO/I	DIS	0	18,686	19,079	1,390	0	0	0	0
66346	58-0828824	10/10/2009	Munich Amer Reassur Co	GA	YRT/I	OL	363,173,840	2,462,139	2,400,071	1,658,023	0	0	0	0
66346	58-0828824	10/10/2009	Munich Amer Reassur Co	GA	CO/I	DIS	0	26,061	22,659	1,938	0	0	0	0
66346	58-0828824	04/01/2011	Munich Amer Reassur Co	GA	CO/I	XXXL	5,809,866,864	115,250,536	128,261,786	13,776,283	0	0	0	0
66346	58-0828824	04/01/2011	Munich Amer Reassur Co	GA	CO/I	DIS	0	1,950,691	2,234,042	145,058	0	0	0	0
66346	58-0828824	01/01/2014	Munich Amer Reassur Co	GA	YRT/I	OL	53,343,407	264,587	244,485	178,175	0	0	0	0
66346	58-0828824	01/01/2017	Munich Amer Reassur Co	GA	YRT/I	OL	330,214,330	274,844	277,437	185,082	0	0	0	0
66346	58-0828824	01/01/2017	Munich Amer Reassur Co	GA	CO/I	DIS	0	19,410	17,429	1,443	0	0	0	0
66346	58-0828824	01/01/2019	Munich Amer Reassur Co	GA	YRT/I	OL	21,915	0	0	0	0	0	0	0
66346	58-0828824	01/01/2023	Munich Amer Reassur Co	GA	CO/I	DIS	0	882	0	66	0	0	0	0
66346	58-0828824	01/01/2023	Munich Amer Reassur Co	GA	YRT/I	OL	52,679,856	13,147	0	8,853	0	0	0	0
93572	43-1235868	01/01/1977	RGA Reins Co	MO	YRT/I	OL	200,000	6,004	5,470	6,805	0	0	0	0
93572	43-1235868	02/01/1983	RGA Reins Co	MO	YRT/I	OL	2,099,541	61,792	59,488	70,037	0	0	0	0
93572	43-1235868	01/01/1984	RGA Reins Co	MO	YRT/I	OL	217,377	6,842	6,557	7,755	0	0	0	0
93572	43-1235868	06/01/1984	RGA Reins Co	MO	YRT/I	OL	2,010,731	37,889	34,715	42,944	0	0	0	0
93572	43-1235868	01/01/1987	RGA Reins Co	MO	YRT/I	OL	24,247,417	791,764	773,963	897,415	0	0	0	0
93572	43-1235868	05/01/1988	RGA Reins Co	MO	YRT/I	OL	290,000	6,201	5,654	7,029	0	0	0	0
93572	43-1235868	11/14/1991	RGA Reins Co	MO	YRT/I	OL	5,059,392	83,188	74,023	94,288	0	0	0	0
93572	43-1235868	01/01/1994	RGA Reins Co	MO	YRT/I	OL	6,990,061	154,918	147,348	175,590	0	0	0	0
93572	43-1235868	10/01/1995	RGA Reins Co	MO	YRT/I	OL	16,441,915	390,317	379,179	442,400	0	0	0	0
93572	43-1235868	07/01/1997	RGA Reins Co	MO	YRT/I	OL	13,229,501	351,844	316,593	398,793	0	0	0	0
93572	43-1235868	03/09/1998	RGA Reins Co	MO	YRT/I	OL	8,467,188	271,739	248,946	308,000	0	0	0	0
93572	43-1235868	06/01/1998	RGA Reins Co	MO	YRT/I	OL	9,087,399	169,015	180,285	191,568	0	0	0	0
93572	43-1235868	08/01/1998	RGA Reins Co	MO	YRT/I	OL	125,015	5,278	4,813	5,982	0	0	0	0
93572	43-1235868	02/01/1999	RGA Reins Co	MO	YRT/I	OL	4,528,251	77,169	68,858	87,466	0	0	0	0
93572	43-1235868	02/01/1999	RGA Reins Co	MO	CO/I	DIS	0	294	224	(9)	0	0	0	0
93572	43-1235868	04/15/1999	RGA Reins Co	MO	CO/I	OL	911,250	10,204	10,531	(192,684)	0	0	0	0
93572	43-1235868	04/15/1999	RGA Reins Co	MO	YRT/I	OL	62,868,611	701,856	709,568	795,510	0	0	0	0
93572	43-1235868	04/15/1999	RGA Reins Co	MO	CO/I	DIS	0	33,105	31,963	(1,026)	0	0	0	0
93572	43-1235868	03/15/2000	RGA Reins Co	MO	YRT/I	OL	120,000	425	388	481	0	0	0	0
93572	43-1235868	09/01/2000	RGA Reins Co	MO	CO/I	XXXL	2,652,000	15,608	22,271	(294,736)	0	0	0	0
93572	43-1235868	09/01/2000	RGA Reins Co	MO	YRT/I	OL	0	0	1,044	0	0	0	0	0
93572	43-1235868	09/01/2000	RGA Reins Co	MO	CO/I	DIS	0	882	836	(27)	0	0	0	0
93572	43-1235868	09/30/2000	RGA Reins Co	MO	YRT/I	OL	33,017,705	387,318	342,800	439,001	0	0	0	0

ANNUAL STATEMENT FOR THE YEAR 2023 OF AUGUSTAR LIFE ASSURANCE CORPORATION

SCHEDULE S - PART 3 - SECTION 1

Reinsurance Ceded Life Insurance, Annuities, Deposit Funds and Other Liabilities Without Life or Disability Contingencies, and Related Benefits Listed by Reinsuring Company as of December 31, Current Year

1 NAIC Company Code	2 ID Number	3 Effective Date	4 Name of Company	5 Domi- ciliary Juris- diction	6 Type of Reinsurance Ceded	7 Type of Business Ceded	8 Amount in Force at End of Year	Reserve Credit Taken		11 Premiums	Outstanding Surplus Relief		14 Modified Coinsurance Reserve	15 Funds Withheld Under Coinsurance
								9 Current Year	10 Prior Year		12 Current Year	13 Prior Year		
93572	43-1235868	07/31/2001	RGA Reins Co	MO	CO/I	XXXL	21,911,996	127,413	391,668	(2,405,976)	0	0	0	0
93572	43-1235868	07/31/2001	RGA Reins Co	MO	YRT/I	OL	36,284,703	279,684	317,770	317,005	0	0	0	0
93572	43-1235868	07/31/2001	RGA Reins Co	MO	CO/I	DIS	0	2,515	28,585	(78)	0	0	0	0
93572	43-1235868	01/01/2002	RGA Reins Co	MO	YRT/I	OL	31,541,632	398,138	571,876	451,265	0	0	0	0
93572	43-1235868	07/01/2002	RGA Reins Co	MO	YRT/I	OL	19,650,214	327,831	313,610	371,575	0	0	0	0
93572	43-1235868	01/01/2003	RGA Reins Co	MO	CO/I	XXXL	9,320,292	48,973	427,699	(924,778)	0	0	0	0
93572	43-1235868	01/01/2003	RGA Reins Co	MO	YRT/I	OL	13,893,553	162,546	159,177	184,235	0	0	0	0
93572	43-1235868	01/01/2003	RGA Reins Co	MO	CO/I	DIS	0	755	2,177	(23)	0	0	0	0
93572	43-1235868	04/01/2003	RGA Reins Co	MO	YRT/I	OL	57,750,416	911,105	926,050	1,032,680	0	0	0	0
93572	43-1235868	04/01/2003	RGA Reins Co	MO	CO/I	DIS	0	52,995	54,378	(1,643)	0	0	0	0
93572	43-1235868	04/01/2004	RGA Reins Co	MO	YRT/I	OL	63,691,547	1,244,981	1,119,292	1,411,108	0	0	0	0
93572	43-1235868	04/01/2004	RGA Reins Co	MO	CO/I	DIS	0	232	195	(7)	0	0	0	0
93572	43-1235868	01/19/2005	RGA Reins Co	MO	YRT/I	OL	58,355,226	996,231	924,201	1,129,165	0	0	0	0
93572	43-1235868	06/04/2007	RGA Reins Co	MO	YRT/I	OL	13,349,804	42,656	13,482	48,348	0	0	0	0
93572	43-1235868	06/04/2007	RGA Reins Co	MO	CO/I	DIS	0	1,322	0	(41)	0	0	0	0
93572	43-1235868	10/01/2007	RGA Reins Co	MO	YRT/I	OL	137,658,017	1,353,886	1,224,163	1,534,544	0	0	0	0
93572	43-1235868	10/01/2007	RGA Reins Co	MO	CO/I	DIS	0	18,183	18,657	(564)	0	0	0	0
93572	43-1235868	07/01/2008	RGA Reins Co	MO	YRT/I	OL	3,678,824	31,486	29,940	35,687	0	0	0	0
93572	43-1235868	10/10/2009	RGA Reins Co	MO	YRT/I	OL	336,664,800	3,120,014	2,855,653	3,536,339	0	0	0	0
93572	43-1235868	10/10/2009	RGA Reins Co	MO	CO/I	DIS	0	22,289	21,040	(691)	0	0	0	0
93572	43-1235868	01/01/2014	RGA Reins Co	MO	YRT/I	OL	34,368,213	260,003	325,031	294,697	0	0	0	0
93572	43-1235868	01/01/2017	RGA Reins Co	MO	YRT/I	OL	399,445,658	637,843	564,208	722,955	0	0	0	0
93572	43-1235868	01/01/2017	RGA Reins Co	MO	CO/I	DIS	0	29,934	25,276	(928)	0	0	0	0
93572	43-1235868	07/01/2019	RGA Reins Co	MO	CO/I	OL	1,663,751,268	1,056,915,350	1,085,063,229	2,374,095	0	0	0	0
93572	43-1235868	10/01/2021	RGA Reins Co	MO	CO/I	DIS	0	2,307	1,684	(72)	0	0	0	0
93572	43-1235868	10/01/2021	RGA Reins Co	MO	YRT/I	OL	64,035,842	73,161	54,797	82,924	0	0	0	0
93572	43-1235868	11/01/2021	RGA Reins Co	MO	YRT/I	OL	2,048,958	782	(199)	887	0	0	0	0
64688	75-6020048	04/01/2004	SCOR Global Life Amer Reins Co	DE	YRT/I	OL	2,663,994	45,135	39,812	39,796	0	0	0	0
64688	75-6020048	01/19/2005	SCOR Global Life Amer Reins Co	DE	YRT/I	OL	1,067,412	8,872	7,362	7,822	0	0	0	0
64688	75-6020048	01/01/2006	SCOR Global Life Amer Reins Co	DE	YRT/I	OL	7,124,439	39,098	38,659	34,474	0	0	0	0
64688	75-6020048	10/01/2007	SCOR Global Life Amer Reins Co	DE	YRT/I	OL	65,156,613	845,624	780,826	745,601	0	0	0	0
64688	75-6020048	10/01/2007	SCOR Global Life Amer Reins Co	DE	CO/I	DIS	0	18,041	18,536	978	0	0	0	0
64688	75-6020048	10/10/2009	SCOR Global Life Amer Reins Co	DE	YRT/I	OL	183,885,394	2,858,066	2,661,620	2,520,006	0	0	0	0
64688	75-6020048	10/10/2009	SCOR Global Life Amer Reins Co	DE	CO/I	DIS	0	18,635	19,228	1,010	0	0	0	0
64688	75-6020048	01/01/2014	SCOR Global Life Amer Reins Co	DE	YRT/I	OL	46,039,401	249,552	295,152	220,034	0	0	0	0
97071	13-3126819	06/04/2007	SCOR Global Life USA Reins Co	DE	YRT/I	OL	13,684,497	51,944	34,977	59,442	0	0	0	0
97071	13-3126819	06/04/2007	SCOR Global Life USA Reins Co	DE	CO/I	DIS	0	247	0	181	0	0	0	0
97071	13-3126819	10/01/2007	SCOR Global Life USA Reins Co	DE	YRT/I	OL	9,588,855	42,241	39,623	48,339	0	0	0	0
97071	13-3126819	10/01/2007	SCOR Global Life USA Reins Co	DE	CO/I	DIS	0	85	72	62	0	0	0	0
97071	13-3126819	10/10/2009	SCOR Global Life USA Reins Co	DE	YRT/I	OL	264,553,515	2,062,183	1,963,733	2,359,850	0	0	0	0
97071	13-3126819	10/10/2009	SCOR Global Life USA Reins Co	DE	CO/I	DIS	0	23,138	20,776	16,939	0	0	0	0
97071	13-3126819	01/01/2017	SCOR Global Life USA Reins Co	DE	YRT/I	OL	641,584,270	506,423	441,348	579,522	0	0	0	0
97071	13-3126819	01/01/2017	SCOR Global Life USA Reins Co	DE	CO/I	DIS	0	50,433	40,797	36,922	0	0	0	0
97071	13-3126819	06/01/2021	SCOR Global Life USA Reins Co	DE	CO/I	DIS	0	23,138	13,106	16,939	0	0	0	0
97071	13-3126819	06/01/2021	SCOR Global Life USA Reins Co	DE	YRT/I	OL	484,389,844	60,405	38,629	69,124	0	0	0	0
97071	13-3126819	11/01/2021	SCOR Global Life USA Reins Co	DE	CO/I	DIS	0	4,789	3,600	3,506	0	0	0	0
97071	13-3126819	11/01/2021	SCOR Global Life USA Reins Co	DE	YRT/I	OL	179,295,655	71,238	51,750	81,520	0	0	0	0
97071	13-3126819	03/01/2022	SCOR Global Life USA Reins Co	DE	YRT/I	OL	830,475	260	0	298	0	0	0	0
97071	13-3126819	07/25/2022	SCOR Global Life USA Reins Co	DE	YRT/I	OL	812,087	155	0	177	0	0	0	0
97071	13-3126819	01/01/2023	SCOR Global Life USA Reins Co	DE	CO/I	DIS	0	1,207	0	884	0	0	0	0
97071	13-3126819	01/01/2023	SCOR Global Life USA Reins Co	DE	YRT/I	OL	90,425,687	35,640	0	40,785	0	0	0	0
87572	23-2038295	01/19/2005	Scottish Re US Inc	DE	YRT/I	OL	0	0	48,690	37,735	0	0	0	0
87572	23-2038295	01/01/2006	Scottish Re US Inc	DE	YRT/I	OL	0	0	295,082	228,689	0	0	0	0
68713	84-0499703	08/01/1993	Security Life of Denver Ins Co	CO	YRT/I	OL	2,481,324	20,312	18,400	19,051	0	0	0	0
68713	84-0499703	01/01/1994	Security Life of Denver Ins Co	CO	YRT/I	OL	5,671,692	123,367	120,526	115,707	0	0	0	0
68713	84-0499703	10/01/1995	Security Life of Denver Ins Co	CO	YRT/I	OL	16,161,948	522,123	497,228	489,703	0	0	0	0

ANNUAL STATEMENT FOR THE YEAR 2023 OF AUGUSTAR LIFE ASSURANCE CORPORATION

SCHEDULE S - PART 3 - SECTION 1

Reinsurance Ceded Life Insurance, Annuities, Deposit Funds and Other Liabilities Without Life or Disability Contingencies, and Related Benefits Listed by Reinsuring Company as of December 31, Current Year

1 NAIC Company Code	2 ID Number	3 Effective Date	4 Name of Company	5 Domi- ciliary Juris- diction	6 Type of Reinsurance Ceded	7 Type of Business Ceded	8 Amount in Force at End of Year	Reserve Credit Taken		11 Premiums	Outstanding Surplus Relief		14 Modified Coinsurance Reserve	15 Funds Withheld Under Coinsurance
								9 Current Year	10 Prior Year		12 Current Year	13 Prior Year		
68713	84-0499703	07/01/1997	Security Life of Denver Ins Co	CO	YRT/I	OL	10,521,922	371,560	339,801	348,488	0	0	0	0
68713	84-0499703	03/09/1998	Security Life of Denver Ins Co	CO	YRT/I	OL	7,001,200	222,841	197,174	209,004	0	0	0	0
68713	84-0499703	06/01/1998	Security Life of Denver Ins Co	CO	YRT/I	OL	9,655,427	180,191	190,381	169,002	0	0	0	0
68713	84-0499703	06/01/1998	Security Life of Denver Ins Co	CO	CO/I	DIS	0	19,073	19,732	2,009	0	0	0	0
68713	84-0499703	06/08/1998	Security Life of Denver Ins Co	CO	CO/I	OL	900,000	24,487	23,199	7,204	0	0	0	0
68713	84-0499703	06/08/1998	Security Life of Denver Ins Co	CO	YRT/I	OL	2,990,070	47,083	44,961	44,160	0	0	0	0
68713	84-0499703	06/08/1998	Security Life of Denver Ins Co	CO	CO/I	DIS	0	145	95	15	0	0	0	0
68713	84-0499703	08/01/1998	Security Life of Denver Ins Co	CO	YRT/I	OL	205,024	7,016	6,395	6,580	0	0	0	0
68713	84-0499703	02/01/1999	Security Life of Denver Ins Co	CO	YRT/I	OL	3,700,703	59,891	54,363	56,172	0	0	0	0
68713	84-0499703	02/01/1999	Security Life of Denver Ins Co	CO	CO/I	DIS	0	294	224	31	0	0	0	0
68713	84-0499703	04/15/1999	Security Life of Denver Ins Co	CO	YRT/I	OL	38,809,364	556,756	610,815	522,185	0	0	0	0
68713	84-0499703	03/15/2000	Security Life of Denver Ins Co	CO	YRT/I	OL	120,000	425	388	398	0	0	0	0
68713	84-0499703	09/01/2000	Security Life of Denver Ins Co	CO	YRT/I	OL	0	0	1,351	0	0	0	0	0
68713	84-0499703	09/30/2000	Security Life of Denver Ins Co	CO	YRT/I	OL	29,839,526	476,090	419,329	446,528	0	0	0	0
68713	84-0499703	07/31/2001	Security Life of Denver Ins Co	CO	CO/I	XXXL	863,424	3,587	9,460	1,055	0	0	0	0
68713	84-0499703	07/31/2001	Security Life of Denver Ins Co	CO	YRT/I	OL	16,515,622	166,709	168,595	156,357	0	0	0	0
68713	84-0499703	07/31/2001	Security Life of Denver Ins Co	CO	CO/I	DIS	0	267	223	28	0	0	0	0
68713	84-0499703	01/01/2002	Security Life of Denver Ins Co	CO	CO/I	XXXL	0	0	187,270	0	0	0	0	0
68713	84-0499703	01/01/2002	Security Life of Denver Ins Co	CO	YRT/I	OL	33,164,328	465,901	439,543	436,971	0	0	0	0
68713	84-0499703	01/01/2002	Security Life of Denver Ins Co	CO	CO/I	DIS	0	0	924	0	0	0	0	0
68713	84-0499703	05/01/2002	Security Life of Denver Ins Co	CO	YRT/I	OL	85,055,230	2,274,186	2,256,047	2,132,976	0	0	0	0
68713	84-0499703	07/01/2002	Security Life of Denver Ins Co	CO	YRT/I	OL	22,570,028	377,144	363,318	353,726	0	0	0	0
68713	84-0499703	01/01/2003	Security Life of Denver Ins Co	CO	CO/I	XXXL	45,000	212	292,349	62	0	0	0	0
68713	84-0499703	01/01/2003	Security Life of Denver Ins Co	CO	YRT/I	OL	16,904,775	322,206	299,911	302,200	0	0	0	0
68713	84-0499703	01/01/2003	Security Life of Denver Ins Co	CO	CO/I	DIS	0	0	1,253	0	0	0	0	0
68713	84-0499703	04/01/2003	Security Life of Denver Ins Co	CO	CO/I	XXXL	293,430,909	1,929,783	5,079,836	567,769	0	0	0	0
68713	84-0499703	04/01/2003	Security Life of Denver Ins Co	CO	YRT/I	OL	77,651,868	857,815	872,716	804,550	0	0	0	0
68713	84-0499703	04/01/2003	Security Life of Denver Ins Co	CO	CO/I	DIS	0	173,243	244,886	18,246	0	0	0	0
68713	84-0499703	04/01/2003	Security Life of Denver Ins Co	CO	CO/I	AXXX	0	10,067,958	10,672,211	2,962,135	0	0	0	0
68713	84-0499703	04/01/2004	Security Life of Denver Ins Co	CO	CO/I	XXXL	577,817,344	3,819,993	8,517,551	1,123,896	0	0	0	0
68713	84-0499703	04/01/2004	Security Life of Denver Ins Co	CO	YRT/I	OL	61,806,861	1,296,146	1,087,676	1,215,665	0	0	0	0
68713	84-0499703	04/01/2004	Security Life of Denver Ins Co	CO	CO/I	DIS	0	14,593	32,755	1,537	0	0	0	0
82627	06-0839705	11/01/1981	Swiss Re Life & Hlth Amer Inc	MO	YRT/I	OL	161,739	1,606	1,397	1,367	0	0	0	0
82627	06-0839705	01/01/1982	Swiss Re Life & Hlth Amer Inc	MO	YRT/I	OL	320,000	3,517	3,607	2,993	0	0	0	0
82627	06-0839705	06/06/1983	Swiss Re Life & Hlth Amer Inc	MO	YRT/I	OL	13,614	827	749	704	0	0	0	0
82627	06-0839705	06/01/1984	Swiss Re Life & Hlth Amer Inc	MO	YRT/I	OL	966,139	55,146	81,649	46,932	0	0	0	0
82627	06-0839705	01/01/1987	Swiss Re Life & Hlth Amer Inc	MO	YRT/I	OL	16,730,507	633,505	618,454	539,143	0	0	0	0
82627	06-0839705	01/01/1990	Swiss Re Life & Hlth Amer Inc	MO	YRT/I	OL	900,000	8,355	7,516	7,111	0	0	0	0
82627	06-0839705	01/01/1990	Swiss Re Life & Hlth Amer Inc	MO	CO/I	DIS	0	292	208	16	0	0	0	0
82627	06-0839705	11/14/1991	Swiss Re Life & Hlth Amer Inc	MO	YRT/I	OL	5,278,179	75,886	67,299	64,583	0	0	0	0
82627	06-0839705	08/01/1993	Swiss Re Life & Hlth Amer Inc	MO	YRT/I	OL	2,858,942	28,827	25,608	24,533	0	0	0	0
82627	06-0839705	01/01/1994	Swiss Re Life & Hlth Amer Inc	MO	YRT/I	OL	19,197,211	406,138	393,466	345,643	0	0	0	0
82627	06-0839705	10/01/1995	Swiss Re Life & Hlth Amer Inc	MO	YRT/I	OL	37,815,616	1,083,892	1,067,438	922,443	0	0	0	0
82627	06-0839705	07/01/1997	Swiss Re Life & Hlth Amer Inc	MO	YRT/I	OL	27,727,828	707,185	639,318	601,848	0	0	0	0
82627	06-0839705	03/09/1998	Swiss Re Life & Hlth Amer Inc	MO	YRT/I	OL	15,192,211	464,016	410,759	394,900	0	0	0	0
82627	06-0839705	06/01/1998	Swiss Re Life & Hlth Amer Inc	MO	YRT/I	OL	16,513,993	337,202	360,125	286,975	0	0	0	0
82627	06-0839705	08/01/1998	Swiss Re Life & Hlth Amer Inc	MO	YRT/I	OL	250,029	10,556	9,627	8,984	0	0	0	0
82627	06-0839705	02/01/1999	Swiss Re Life & Hlth Amer Inc	MO	YRT/I	OL	3,669,745	59,568	54,114	50,695	0	0	0	0
82627	06-0839705	02/01/1999	Swiss Re Life & Hlth Amer Inc	MO	CO/I	DIS	0	294	224	16	0	0	0	0
82627	06-0839705	04/15/1999	Swiss Re Life & Hlth Amer Inc	MO	YRT/I	OL	38,034,051	556,617	585,752	473,708	0	0	0	0
82627	06-0839705	03/15/2000	Swiss Re Life & Hlth Amer Inc	MO	YRT/I	OL	120,000	425	388	361	0	0	0	0
82627	06-0839705	09/01/2000	Swiss Re Life & Hlth Amer Inc	MO	YRT/I	OL	0	0	1,044	0	0	0	0	0
82627	06-0839705	09/05/2000	Swiss Re Life & Hlth Amer Inc	MO	YRT/I	OL	15,281,890	292,227	278,897	248,699	0	0	0	0
82627	06-0839705	09/30/2000	Swiss Re Life & Hlth Amer Inc	MO	YRT/I	OL	12,321,014	202,122	182,596	172,015	0	0	0	0
82627	06-0839705	10/02/2000	Swiss Re Life & Hlth Amer Inc	MO	YRT/I	OL	521,778	13,130	13,109	11,175	0	0	0	0
82627	06-0839705	07/31/2001	Swiss Re Life & Hlth Amer Inc	MO	YRT/I	OL	7,029,386	96,255	97,982	81,917	0	0	0	0

ANNUAL STATEMENT FOR THE YEAR 2023 OF AUGUSTAR LIFE ASSURANCE CORPORATION

SCHEDULE S - PART 3 - SECTION 1

Reinsurance Ceded Life Insurance, Annuities, Deposit Funds and Other Liabilities Without Life or Disability Contingencies, and Related Benefits Listed by Reinsuring Company as of December 31, Current Year

1 NAIC Company Code	2 ID Number	3 Effective Date	4 Name of Company	5 Domi- ciliary Juris- diction	6 Type of Reinsurance Ceded	7 Type of Business Ceded	8 Amount in Force at End of Year	Reserve Credit Taken		11 Premiums	Outstanding Surplus Relief		14 Modified Coinsurance Reserve	15 Funds Withheld Under Coinsurance
								9 Current Year	10 Prior Year		12 Current Year	13 Prior Year		
82627	06-0839705	01/01/2002	Swiss Re Life & Hlth Amer Inc	MO	YRT/I	OL	21,248,140	302,121	273,369	257,119	0	0	0	0
82627	06-0839705	07/01/2002	Swiss Re Life & Hlth Amer Inc	MO	YRT/I	OL	13,028,000	233,463	228,630	198,689	0	0	0	0
82627	06-0839705	01/01/2003	Swiss Re Life & Hlth Amer Inc	MO	YRT/I	OL	10,558,373	150,147	143,417	127,783	0	0	0	0
82627	06-0839705	01/01/2003	Swiss Re Life & Hlth Amer Inc	MO	CO/I	XXXL	9,275,292	48,762	0	3,435	0	0	0	0
82627	06-0839705	01/01/2003	Swiss Re Life & Hlth Amer Inc	MO	CO/I	DIS	0	755	0	41	0	0	0	0
82627	06-0839705	01/19/2005	Swiss Re Life & Hlth Amer Inc	MO	YRT/I	OL	2,587,821	50,386	48,690	42,881	0	0	0	0
82627	06-0839705	01/01/2006	Swiss Re Life & Hlth Amer Inc	MO	YRT/I	OL	53,183,198	571,292	590,164	486,197	0	0	0	0
82627	06-0839705	07/01/2008	Swiss Re Life & Hlth Amer Inc	MO	YRT/I	OL	5,265,520	49,046	46,123	41,740	0	0	0	0
82627	06-0839705	01/01/2010	Swiss Re Life & Hlth Amer Inc	MO	YRT/I	OL	122,790,664	378,893	369,789	322,456	0	0	0	0
82627	06-0839705	07/01/2011	Swiss Re Life & Hlth Amer Inc	MO	CO/I	XXXL	5,809,866,727	115,250,517	128,261,570	8,118,731	0	0	0	0
82627	06-0839705	07/01/2011	Swiss Re Life & Hlth Amer Inc	MO	CO/I	DIS	0	1,950,691	2,234,042	105,666	0	0	0	0
82627	06-0839705	03/19/2013	Swiss Re Life & Hlth Amer Inc	MO	YRT/I	OL	9,693,580	3,579	3,288	3,046	0	0	0	0
82627	06-0839705	01/01/2014	Swiss Re Life & Hlth Amer Inc	MO	YRT/I	OL	77,976,985	506,102	632,594	430,717	0	0	0	0
82627	06-0839705	01/01/2017	Swiss Re Life & Hlth Amer Inc	MO	CO/I	DIS	0	29,965	25,653	1,623	0	0	0	0
82627	06-0839705	01/01/2017	Swiss Re Life & Hlth Amer Inc	MO	YRT/I	OL	675,794,349	577,016	509,820	491,069	0	0	0	0
82627	06-0839705	01/01/2019	Swiss Re Life & Hlth Amer Inc	MO	YRT/I	OL	36,526	0	0	0	0	0	0	0
82627	06-0839705	07/31/2021	Swiss Re Life & Hlth Amer Inc	MO	CO/I	DIS	0	2,249	28,310	122	0	0	0	0
82627	06-0839705	07/31/2021	Swiss Re Life & Hlth Amer Inc	MO	CO/I	XXXL	20,994,270	123,542	355,960	8,703	0	0	0	0
82627	06-0839705	01/01/2023	Swiss Re Life & Hlth Amer Inc	MO	CO/I	DIS	0	832	0	45	0	0	0	0
82627	06-0839705	01/01/2023	Swiss Re Life & Hlth Amer Inc	MO	YRT/I	OL	70,069,763	18,211	0	15,498	0	0	0	0
86231	39-0989781	01/01/2006	Transamerica Life Ins Co	IA	CO/I	XXXL	920,802,720	16,993,230	20,416,888	1,126,656	0	0	0	0
86231	39-0989781	01/01/2006	Transamerica Life Ins Co	IA	YRT/I	OL	108,779,616	1,474,030	1,356,046	1,827,591	0	0	0	0
86231	39-0989781	01/01/2006	Transamerica Life Ins Co	IA	CO/I	DIS	0	330,602	391,783	7,602	0	0	0	0
86231	39-0989781	06/04/2007	Transamerica Life Ins Co	IA	YRT/I	OL	7,698,316	44,621	15,649	55,324	0	0	0	0
86231	39-0989781	06/04/2007	Transamerica Life Ins Co	IA	CO/I	DIS	0	370	0	9	0	0	0	0
86231	39-0989781	10/01/2007	Transamerica Life Ins Co	IA	YRT/I	OL	138,581,427	1,460,778	1,340,872	1,811,160	0	0	0	0
86231	39-0989781	10/01/2007	Transamerica Life Ins Co	IA	CO/I	DIS	0	18,211	18,681	419	0	0	0	0
80659	82-4533188	08/01/1982	US Business of Canada Life Assur Co	MI	YRT/I	OL	497,947	18,144	16,618	21,502	0	0	0	0
80659	82-4533188	09/10/1987	US Business of Canada Life Assur Co	MI	YRT/I	OL	119,042	8,323	7,634	9,863	0	0	0	0
80659	82-4533188	04/01/2004	US Business of Canada Life Assur Co	MI	CO/I	XXXL	377,472,882	2,477,027	5,512,940	276,887	0	0	0	0
80659	82-4533188	04/01/2004	US Business of Canada Life Assur Co	MI	YRT/I	OL	15,407,415	88,739	80,118	105,166	0	0	0	0
80659	82-4533188	04/01/2004	US Business of Canada Life Assur Co	MI	CO/I	DIS	0	10,053	22,931	643	0	0	0	0
80659	82-4533188	01/19/2005	US Business of Canada Life Assur Co	MI	CO/I	XXXL	292,769,781	3,907,144	5,720,812	436,749	0	0	0	0
80659	82-4533188	01/19/2005	US Business of Canada Life Assur Co	MI	YRT/I	OL	11,362,989	39,248	34,628	46,514	0	0	0	0
80659	82-4533188	01/19/2005	US Business of Canada Life Assur Co	MI	CO/I	DIS	0	172,933	172,449	11,064	0	0	0	0
80659	82-4533188	07/01/2005	US Business of Canada Life Assur Co	MI	CO/I	XXXL	103,403,564	1,567,927	2,895,826	175,266	0	0	0	0
80659	82-4533188	07/01/2005	US Business of Canada Life Assur Co	MI	CO/I	DIS	0	3,588	8,030	230	0	0	0	0
80659	82-4533188	09/01/2005	US Business of Canada Life Assur Co	MI	CO/I	XXXL	132,137,457	1,636,322	2,343,511	182,912	0	0	0	0
80659	82-4533188	09/01/2005	US Business of Canada Life Assur Co	MI	CO/I	DIS	0	90,732	103,653	5,805	0	0	0	0
80659	82-4533188	01/01/2014	US Business of Canada Life Assur Co	MI	YRT/I	OL	32,088,238	150,366	288,391	178,201	0	0	0	0
80659	82-4533188	11/01/2016	US Business of Canada Life Assur Co	MI	YRT/I	OL	14,729,744	23,504	48,427	27,855	0	0	0	0
80659	82-4533188	01/01/2017	US Business of Canada Life Assur Co	MI	YRT/I	OL	448,861,282	352,091	299,866	417,269	0	0	0	0
80659	82-4533188	01/01/2017	US Business of Canada Life Assur Co	MI	CO/I	DIS	0	16,705	13,806	1,069	0	0	0	0
80659	82-4533188	01/01/2019	US Business of Canada Life Assur Co	MI	YRT/I	OL	21,915	0	0	0	0	0	0	0
93572	43-1235868	07/01/2019	RGA Reins Co	MO	CO/I	FA	0	12,726,922	16,242,926	0	0	0	0	0
0899999. General Account - Authorized U.S. Non-Affiliates							28,479,726,689	1,451,032,030	1,554,324,105	89,055,239	0	0	0	0
1099999. Total General Account - Authorized Non-Affiliates							28,479,726,689	1,451,032,030	1,554,324,105	89,055,239	0	0	0	0
1199999. Total General Account Authorized							75,726,814,390	2,695,596,872	2,839,381,699	150,124,087	0	0	0	0
15363	80-0955278	12/31/2013	Kenwood Re Inc	VT	CO/I	DIS	0	8,275,408	8,236,377	1,083,659	0	0	0	0
15363	80-0955278	12/31/2013	Kenwood Re Inc	VT	CO/I	XXXL	33,481,073,485	512,286,881	541,598,864	39,373,582	0	0	0	0
13575	26-3791519	05/01/2011	Montgomery Re Inc	VT	CO/I	AXXX	370,693,411	188,627,354	188,622,810	3,781,060	0	0	0	0
13575	26-3791519	07/01/2012	Montgomery Re Inc	VT	CO/I	DIS	0	1,844,028	1,786,884	149,882	0	0	0	0
13575	26-3791519	07/01/2012	Montgomery Re Inc	VT	CO/I	XXXL	5,725,706,179	107,342,434	111,967,665	6,662,371	0	0	0	0
1299999. General Account - Unauthorized U.S. Affiliates - Captive							39,577,473,075	818,376,105	852,212,600	51,050,554	0	0	0	0
1499999. Total General Account - Unauthorized U.S. Affiliates							39,577,473,075	818,376,105	852,212,600	51,050,554	0	0	0	0
1799999. Total General Account - Unauthorized Non-U.S. Affiliates							0	0	0	0	0	0	0	0

ANNUAL STATEMENT FOR THE YEAR 2023 OF AUGUSTAR LIFE ASSURANCE CORPORATION

SCHEDULE S - PART 3 - SECTION 1

Reinsurance Ceded Life Insurance, Annuities, Deposit Funds and Other Liabilities Without Life or Disability Contingencies, and Related Benefits Listed by Reinsuring Company as of December 31, Current Year

1 NAIC Company Code	2 ID Number	3 Effective Date	4 Name of Company	5 Domi- ciliary Juris- diction	6 Type of Reinsurance Ceded	7 Type of Business Ceded	8 Amount in Force at End of Year	Reserve Credit Taken		11 Premiums	Outstanding Surplus Relief		14 Modified Coinsurance Reserve	15 Funds Withheld Under Coinsurance
								9 Current Year	10 Prior Year		12 Current Year	13 Prior Year		
1899999			Total General Account - Unauthorized Affiliates				39,577,473,075	818,376,105	852,212,600	51,050,554	0	0	0	0
...00000	...AA-3190770	...01/01/2006	Chubb Tempest Reins LTD	BMU	YRT/I	OL	33,548,979	419,566	394,393	453,994	0	0	0	0
2099999			General Account - Unauthorized Non-U.S. Non-Affiliates				33,548,979	419,566	394,393	453,994	0	0	0	0
2199999			Total General Account - Unauthorized Non-Affiliates				33,548,979	419,566	394,393	453,994	0	0	0	0
2299999			Total General Account Unauthorized				39,611,022,054	818,795,671	852,606,993	51,504,548	0	0	0	0
2599999			Total General Account - Certified U.S. Affiliates				0	0	0	0	0	0	0	0
2899999			Total General Account - Certified Non-U.S. Affiliates				0	0	0	0	0	0	0	0
2999999			Total General Account - Certified Affiliates				0	0	0	0	0	0	0	0
...00000	...CR-1460100	...12/31/2021	New Reins Co LTD	CHE	YRT/I	OL	7,121,699,861	5,093,820	3,994,933	5,147,791	0	0	0	0
3199999			General Account - Certified Non-U.S. Non-Affiliates				7,121,699,861	5,093,820	3,994,933	5,147,791	0	0	0	0
3299999			Total General Account - Certified Non-Affiliates				7,121,699,861	5,093,820	3,994,933	5,147,791	0	0	0	0
3399999			Total General Account Certified				7,121,699,861	5,093,820	3,994,933	5,147,791	0	0	0	0
3699999			Total General Account - Reciprocal Jurisdiction U.S. Affiliates				0	0	0	0	0	0	0	0
3999999			Total General Account - Reciprocal Jurisdiction Non-U.S. Affiliates				0	0	0	0	0	0	0	0
4099999			Total General Account - Reciprocal Jurisdiction Affiliates				0	0	0	0	0	0	0	0
4399999			Total General Account - Reciprocal Jurisdiction Non-Affiliates				0	0	0	0	0	0	0	0
4499999			Total General Account Reciprocal Jurisdiction				0	0	0	0	0	0	0	0
4599999			Total General Account Authorized, Unauthorized, Reciprocal Jurisdiction and Certified				122,459,536,305	3,519,486,363	3,695,983,625	206,776,426	0	0	0	0
4899999			Total Separate Accounts - Authorized U.S. Affiliates				0	0	0	0	0	0	0	0
5199999			Total Separate Accounts - Authorized Non-U.S. Affiliates				0	0	0	0	0	0	0	0
5299999			Total Separate Accounts - Authorized Affiliates				0	0	0	0	0	0	0	0
5599999			Total Separate Accounts - Authorized Non-Affiliates				0	0	0	0	0	0	0	0
5699999			Total Separate Accounts Authorized				0	0	0	0	0	0	0	0
5999999			Total Separate Accounts - Unauthorized U.S. Affiliates				0	0	0	0	0	0	0	0
6299999			Total Separate Accounts - Unauthorized Non-U.S. Affiliates				0	0	0	0	0	0	0	0
6399999			Total Separate Accounts - Unauthorized Affiliates				0	0	0	0	0	0	0	0
6699999			Total Separate Accounts - Unauthorized Non-Affiliates				0	0	0	0	0	0	0	0
6799999			Total Separate Accounts Unauthorized				0	0	0	0	0	0	0	0
7099999			Total Separate Accounts - Certified U.S. Affiliates				0	0	0	0	0	0	0	0
7399999			Total Separate Accounts - Certified Non-U.S. Affiliates				0	0	0	0	0	0	0	0
7499999			Total Separate Accounts - Certified Affiliates				0	0	0	0	0	0	0	0
7799999			Total Separate Accounts - Certified Non-Affiliates				0	0	0	0	0	0	0	0
7899999			Total Separate Accounts Certified				0	0	0	0	0	0	0	0
8199999			Total Separate Accounts - Reciprocal Jurisdiction U.S. Affiliates				0	0	0	0	0	0	0	0
8499999			Total Separate Accounts - Reciprocal Jurisdiction Non-U.S. Affiliates				0	0	0	0	0	0	0	0
8599999			Total Separate Accounts - Reciprocal Jurisdiction Affiliates				0	0	0	0	0	0	0	0
8899999			Total Separate Accounts - Reciprocal Jurisdiction Non-Affiliates				0	0	0	0	0	0	0	0
8999999			Total Separate Accounts Reciprocal Jurisdiction				0	0	0	0	0	0	0	0
9099999			Total Separate Accounts Authorized, Unauthorized, Reciprocal Jurisdiction and Certified				0	0	0	0	0	0	0	0
9199999			Total U.S. (Sum of 0399999, 0899999, 1499999, 1999999, 2599999, 3099999, 3699999, 4199999, 4899999, 5399999, 5999999, 6499999, 7099999, 7599999, 8199999 and 8699999)				115,304,287,465	3,513,972,977	3,691,594,299	201,174,641	0	0	0	0
9299999			Total Non-U.S. (Sum of 0699999, 0999999, 1799999, 2099999, 2899999, 3199999, 3999999, 4299999, 5199999, 5499999, 6299999, 6599999, 7399999, 7699999, 8499999 and 8799999)				7,155,248,840	5,513,386	4,389,326	5,601,785	0	0	0	0
9999999			Totals				122,459,536,305	3,519,486,363	3,695,983,625	206,776,426	0	0	0	0

44.6

ANNUAL STATEMENT FOR THE YEAR 2023 OF AUGUSTAR LIFE ASSURANCE CORPORATION

SCHEDULE S - PART 3 - SECTION 2

Reinsurance Ceded Accident and Health Insurance Listed by Reinsuring Company as of December 31, Current Year

1 NAIC Company Code	2 ID Number	3 Effective Date	4 Name of Company	5 Domi- ciliary Juris- diction	6 Type of Reinsur- ance Ceded	7 Type of Business Ceded	8 Premiums	9 Unearned Premiums (Estimated)	10 Reserve Credit Taken Other than for Unearned Premiums	Outstanding Surplus Relief		13 Modified Coinsurance Reserve	14 Funds Withheld Under Coinsurance
										11 Current Year	12 Prior Year		
0399999. Total General Account - Authorized U.S. Affiliates							0	0	0	0	0	0	0
0699999. Total General Account - Authorized Non-U.S. Affiliates							0	0	0	0	0	0	0
0799999. Total General Account - Authorized Affiliates							0	0	0	0	0	0	0
86258	13-2572994	01/01/1999	General Re Life Corporation	CT	QA/I	LTDI	5,992,993	3,057,023	15,555,652	0	0	0	0
66346	58-0828824	01/01/1999	Munich American Reassurance Company	GA	QA/I	LTDI	8,439,140	4,207,085	21,710,503	0	0	0	0
82627	06-0839705	02/01/1981	Swiss Re Life & Health America, Inc.	MO	QA/I	LTDI	2,182,066	1,059,096	68,924,721	0	0	0	0
67598	04-1768571	11/01/1988	Paul Revere Life Ins Co	MA	QA/I	LTDI	124,369	49,333	10,688,920	0	0	0	0
0899999. General Account - Authorized U.S. Non-Affiliates							16,738,568	8,372,537	116,879,796	0	0	0	0
1099999. Total General Account - Authorized Non-Affiliates							16,738,568	8,372,537	116,879,796	0	0	0	0
1199999. Total General Account Authorized							16,738,568	8,372,537	116,879,796	0	0	0	0
1499999. Total General Account - Unauthorized U.S. Affiliates							0	0	0	0	0	0	0
1799999. Total General Account - Unauthorized Non-U.S. Affiliates							0	0	0	0	0	0	0
1899999. Total General Account - Unauthorized Affiliates							0	0	0	0	0	0	0
2199999. Total General Account - Unauthorized Non-Affiliates							0	0	0	0	0	0	0
2299999. Total General Account Unauthorized							0	0	0	0	0	0	0
2599999. Total General Account - Certified U.S. Affiliates							0	0	0	0	0	0	0
2899999. Total General Account - Certified Non-U.S. Affiliates							0	0	0	0	0	0	0
2999999. Total General Account - Certified Affiliates							0	0	0	0	0	0	0
3299999. Total General Account - Certified Non-Affiliates							0	0	0	0	0	0	0
3399999. Total General Account Certified							0	0	0	0	0	0	0
3699999. Total General Account - Reciprocal Jurisdiction U.S. Affiliates							0	0	0	0	0	0	0
3999999. Total General Account - Reciprocal Jurisdiction Non-U.S. Affiliates							0	0	0	0	0	0	0
4099999. Total General Account - Reciprocal Jurisdiction Affiliates							0	0	0	0	0	0	0
4399999. Total General Account - Reciprocal Jurisdiction Non-Affiliates							0	0	0	0	0	0	0
4499999. Total General Account Reciprocal Jurisdiction							0	0	0	0	0	0	0
4599999. Total General Account Authorized, Unauthorized, Reciprocal Jurisdiction and Certified							16,738,568	8,372,537	116,879,796	0	0	0	0
4899999. Total Separate Accounts - Authorized U.S. Affiliates							0	0	0	0	0	0	0
5199999. Total Separate Accounts - Authorized Non-U.S. Affiliates							0	0	0	0	0	0	0
5299999. Total Separate Accounts - Authorized Affiliates							0	0	0	0	0	0	0
5599999. Total Separate Accounts - Authorized Non-Affiliates							0	0	0	0	0	0	0
5699999. Total Separate Accounts Authorized							0	0	0	0	0	0	0
5999999. Total Separate Accounts - Unauthorized U.S. Affiliates							0	0	0	0	0	0	0
6299999. Total Separate Accounts - Unauthorized Non-U.S. Affiliates							0	0	0	0	0	0	0
6399999. Total Separate Accounts - Unauthorized Affiliates							0	0	0	0	0	0	0
6699999. Total Separate Accounts - Unauthorized Non-Affiliates							0	0	0	0	0	0	0
6799999. Total Separate Accounts Unauthorized							0	0	0	0	0	0	0
7099999. Total Separate Accounts - Certified U.S. Affiliates							0	0	0	0	0	0	0
7399999. Total Separate Accounts - Certified Non-U.S. Affiliates							0	0	0	0	0	0	0
7499999. Total Separate Accounts - Certified Affiliates							0	0	0	0	0	0	0
7799999. Total Separate Accounts - Certified Non-Affiliates							0	0	0	0	0	0	0
7899999. Total Separate Accounts Certified							0	0	0	0	0	0	0
8199999. Total Separate Accounts - Reciprocal Jurisdiction U.S. Affiliates							0	0	0	0	0	0	0
8499999. Total Separate Accounts - Reciprocal Jurisdiction Non-U.S. Affiliates							0	0	0	0	0	0	0
8599999. Total Separate Accounts - Reciprocal Jurisdiction Affiliates							0	0	0	0	0	0	0
8899999. Total Separate Accounts - Reciprocal Jurisdiction Non-Affiliates							0	0	0	0	0	0	0
8999999. Total Separate Accounts Reciprocal Jurisdiction							0	0	0	0	0	0	0
9099999. Total Separate Accounts Authorized, Unauthorized, Reciprocal Jurisdiction and Certified							0	0	0	0	0	0	0
9199999. Total U.S. (Sum of 0399999, 0899999, 1499999, 1999999, 2599999, 3099999, 3699999, 4199999, 4899999, 5399999, 5999999, 6499999, 7099999, 7599999, 8199999 and 8699999)							16,738,568	8,372,537	116,879,796	0	0	0	0
9299999. Total Non-U.S. (Sum of 0699999, 0999999, 1799999, 2099999, 2899999, 3199999, 3999999, 4299999, 5199999, 5499999, 6299999, 6599999, 7399999, 7699999, 8499999 and 8799999)							0	0	0	0	0	0	0
9999999 - Totals							16,738,568	8,372,537	116,879,796	0	0	0	0

ANNUAL STATEMENT FOR THE YEAR 2023 OF AUGUSTAR LIFE ASSURANCE CORPORATION

SCHEDULE S - PART 4

Reinsurance Ceded to Unauthorized Companies

1	2	3	4	5	6	7	8	9	10	11	12	13	14	15
NAIC Company Code	ID Number	Effective Date	Name of Reinsurer	Reserve Credit Taken	Paid and Unpaid Losses Recoverable (Debit)	Other Debits	Total (Cols.5+6+7)	Letters of Credit	Issuing or Confirming Bank Reference Number (a)	Trust Agreements	Funds Deposited by and Withheld from Reinsurers	Other	Miscellaneous Balances (Credit)	Sum of Cols. 9+11+12+13 +14 but not in Excess of Col. 8
15363	80-0955278	12/31/2013	Kenwood Re Inc	8,275,408	0	0	8,275,408	0		9,290,425	0	0	0	8,275,408
15363	80-0955278	12/31/2013	Kenwood Re Inc	512,286,881	13,185,585	0	525,472,466	0		247,154,014	0	305,321,038	3,905,630	525,472,466
13575	26-3791519	05/01/2011	Montgomery Re	188,627,354	2,202,702	0	190,830,056	0		125,577,548	0	96,285,797	366,584	190,830,056
13575	26-3791519	07/01/2012	Montgomery Re	1,844,028	0	0	1,844,028	0		2,449,313	0	0	0	1,844,028
13575	26-3791519	07/01/2012	Montgomery Re	107,342,434	1,415,009	0	108,757,443	0		71,568,878	0	54,874,989	564,530	108,757,443
0199999. General Account - Life and Annuity U.S. Affiliates - Captive				818,376,105	16,803,296	0	835,179,401	0	XXX	456,040,178	0	456,481,824	4,836,744	835,179,401
0399999. Total General Account - Life and Annuity U.S. Affiliates				818,376,105	16,803,296	0	835,179,401	0	XXX	456,040,178	0	456,481,824	4,836,744	835,179,401
0699999. Total General Account - Life and Annuity Non-U.S. Affiliates				0	0	0	0	0	XXX	0	0	0	0	0
0799999. Total General Account - Life and Annuity Affiliates				818,376,105	16,803,296	0	835,179,401	0	XXX	456,040,178	0	456,481,824	4,836,744	835,179,401
00000	AA-3190770	01/01/2006	Chubb Tempest Reins LTD	419,566	0	0	419,566	590,000		0	0	0	59,730	419,566
0999999. General Account - Life and Annuity Non-U.S. Non-Affiliates				419,566	0	0	419,566	590,000	XXX	0	0	0	59,730	419,566
1099999. Total General Account - Life and Annuity Non-Affiliates				419,566	0	0	419,566	590,000	XXX	0	0	0	59,730	419,566
1199999. Total General Account Life and Annuity				818,795,671	16,803,296	0	835,598,967	590,000	XXX	456,040,178	0	456,481,824	4,896,474	835,598,967
1499999. Total General Account - Accident and Health U.S. Affiliates				0	0	0	0	0	XXX	0	0	0	0	0
1799999. Total General Account - Accident and Health Non-U.S. Affiliates				0	0	0	0	0	XXX	0	0	0	0	0
1899999. Total General Account - Accident and Health Affiliates				0	0	0	0	0	XXX	0	0	0	0	0
2199999. Total General Account - Accident and Health Non-Affiliates				0	0	0	0	0	XXX	0	0	0	0	0
2299999. Total General Account Accident and Health				0	0	0	0	0	XXX	0	0	0	0	0
2399999. Total General Account				818,795,671	16,803,296	0	835,598,967	590,000	XXX	456,040,178	0	456,481,824	4,896,474	835,598,967
2699999. Total Separate Accounts - U.S. Affiliates				0	0	0	0	0	XXX	0	0	0	0	0
2999999. Total Separate Accounts - Non-U.S. Affiliates				0	0	0	0	0	XXX	0	0	0	0	0
3099999. Total Separate Accounts - Affiliates				0	0	0	0	0	XXX	0	0	0	0	0
3399999. Total Separate Accounts - Non-Affiliates				0	0	0	0	0	XXX	0	0	0	0	0
3499999. Total Separate Accounts				0	0	0	0	0	XXX	0	0	0	0	0
3599999. Total U.S. (Sum of 0399999, 0899999, 1499999, 1999999, 2699999 and 3199999)				818,376,105	16,803,296	0	835,179,401	0	XXX	456,040,178	0	456,481,824	4,836,744	835,179,401
3699999. Total Non-U.S. (Sum of 0699999, 0999999, 1799999, 2099999, 2999999 and 3299999)				419,566	0	0	419,566	590,000	XXX	0	0	0	59,730	419,566
9999999 - Totals				818,795,671	16,803,296	0	835,598,967	590,000	XXX	456,040,178	0	456,481,824	4,896,474	835,598,967

(a)

Issuing or Confirming Bank Reference Number	Letters of Credit Code	American Bankers Association (ABA) Routing Number	Issuing or Confirming Bank Name	Letters of Credit Amount
0001	2	121000248	Wells Fargo Bank, National Association	59,983
0001	2	021000089	Citibank, N.A.	59,983
0001	2	021000021	JPMorgan Chase Bank, N.A.	59,983
0001	2	026009593	Bank of America, N.A.	59,983
0001	2	026002574	Barclays Bank PLC	43,267
0001	2	021001088	HSBC Bank USA, National Association	43,267
0001	2	026004093	Royal Bank of Canada	43,267
0001	2	021000018	The Bank of New York Mellon	30,483
0001	2	026002591	Standard Chartered Bank	30,483
0001	2	011000028	State Street Bank and Trust Company	30,483
0001	2	026002532	The Bank of Nova Scotia, New York Agency	30,483
0001	2	121000248	Wells Fargo Bank, National Association as Fronting Bank for ING Bank N.V., London Branch	19,667
0001	2	026009917	Australia and New Zealand Banking Group Limited	19,667
0001	2	026014601	Goldman Sachs Bank USA	19,667
0001	2	043000096	PNC Bank National Association	19,667
0001	2	026009632	MJFG Bank Ltd New York Branch	19,667

ANNUAL STATEMENT FOR THE YEAR 2023 OF AUGUSTAR LIFE ASSURANCE CORPORATION

SCHEDULE S - PART 5

Reinsurance Ceded to Certified Reinsurers as of December 31, Current Year (\$000 Omitted)

1	2	3	4	5	6	7	8	9	10	11	12	13	14	15	Collateral						23	24	25	26	
															16	17	18	19	20	21					22
NAIC Company Code	ID Number	Effective Date	Name of Reinsurer	Domiciliary Jurisdiction	Certified Reinsurer Rating (1 through 6)	Effective Date of Certified Reinsurer Rating	Percent Collateral Required for Full Credit (0% - 100%)	Reserve Credit Taken	Paid and Unpaid Losses Recoverable (Debit)	Other Debits	Total Recoverable/ Reserve Credit Taken (Col. 9 + 10 + 11)	Miscellaneous Balances (Credit)	Net Obligation Subject to Collateral (Col. 12 - 13)	Dollar Amount of Collateral Required for Full Credit (Col. 14 Times Col. 8)	Multiple Beneficiary Trust	Letters of Credit	Issuing or Confirming Bank Reference Number (a)	Trust Agreements	Funds Deposited by and Withheld from Reinsurers	Other	Total Collateral Provided (Col. 16 + 17 + 19 + 20 + 21)	Percent of Collateral Provided for Net Obligation Subject to Collateral (Col. 22 / Col. 14)	Percent Credit Allowed on Net Obligation Subject to Collateral (Col. 23 / Col. 8, not to Exceed 100%)	Amount of Credit Allowed for Net Obligation Subject to Collateral (Col. 14 x Col. 24)	Liability for Reinsurance with Certified Reinsurers Due to Collateral Deficiency (Col. 14 - Col. 25)
0399999			Total General Account - Life and Annuity U.S. Affiliates					0	0	0	0	0	0	0	0	0	XXX	0	0	0	0	XXX	XXX	0	0
0699999			Total General Account - Life and Annuity Non-U.S. Affiliates					0	0	0	0	0	0	0	0	0	XXX	0	0	0	0	XXX	XXX	0	0
0799999			Total General Account - Life and Annuity Affiliates					0	0	0	0	0	0	0	0	0	XXX	0	0	0	0	XXX	XXX	0	0
00000	CR-1460100	12/31/2021	New Reins Co LTD	CHE	2	07/01/2017	10.0	5,094	0	0	5,094	0	5,094	509	0	0	XXX	0	509	0	509	10.0	100.0	5,094	0
0999999			General Account - Life and Annuity Non-U.S. Non-Affiliates					5,094	0	0	5,094	0	5,094	509	0	0	XXX	0	509	0	509	XXX	XXX	5,094	0
1099999			Total General Account - Life and Annuity Non-Affiliates					5,094	0	0	5,094	0	5,094	509	0	0	XXX	0	509	0	509	XXX	XXX	5,094	0
1199999			Total General Account Life and Annuity					5,094	0	0	5,094	0	5,094	509	0	0	XXX	0	509	0	509	XXX	XXX	5,094	0
1499999			Total General Account - Accident and Health U.S. Affiliates					0	0	0	0	0	0	0	0	0	XXX	0	0	0	0	XXX	XXX	0	0
1799999			Total General Account - Accident and Health Non-U.S. Affiliates					0	0	0	0	0	0	0	0	0	XXX	0	0	0	0	XXX	XXX	0	0
1899999			Total General Account - Accident and Health Affiliates					0	0	0	0	0	0	0	0	0	XXX	0	0	0	0	XXX	XXX	0	0
2199999			Total General Account - Accident and Health Non-Affiliates					0	0	0	0	0	0	0	0	0	XXX	0	0	0	0	XXX	XXX	0	0
2299999			Total General Account Accident and Health					0	0	0	0	0	0	0	0	0	XXX	0	0	0	0	XXX	XXX	0	0
2399999			Total General Account					5,094	0	0	5,094	0	5,094	509	0	0	XXX	0	509	0	509	XXX	XXX	5,094	0
2699999			Total Separate Accounts - U.S. Affiliates					0	0	0	0	0	0	0	0	0	XXX	0	0	0	0	XXX	XXX	0	0
2999999			Total Separate Accounts - Non-U.S. Affiliates					0	0	0	0	0	0	0	0	0	XXX	0	0	0	0	XXX	XXX	0	0
3099999			Total Separate Accounts - Affiliates					0	0	0	0	0	0	0	0	0	XXX	0	0	0	0	XXX	XXX	0	0
3399999			Total Separate Accounts - Non-Affiliates					0	0	0	0	0	0	0	0	0	XXX	0	0	0	0	XXX	XXX	0	0
3499999			Total Separate Accounts					0	0	0	0	0	0	0	0	0	XXX	0	0	0	0	XXX	XXX	0	0
3599999			Total U.S. (Sum of 0399999, 0899999, 1499999, 1999999, 2699999 and 3199999)					0	0	0	0	0	0	0	0	0	XXX	0	0	0	0	XXX	XXX	0	0
3699999			Total Non-U.S. (Sum of 0699999, 0999999, 1799999, 2099999, 2999999 and 3299999)					5,094	0	0	5,094	0	5,094	509	0	0	XXX	0	509	0	509	XXX	XXX	5,094	0
9999999			Totals					5,094	0	0	5,094	0	5,094	509	0	0	XXX	0	509	0	509	XXX	XXX	5,094	0

47

(a)	Issuing or Confirming Bank Reference Number	Letters of Credit Code	American Bankers Association (ABA) Routing Number	Issuing or Confirming Bank Name	Letters of Credit Amount
				NONE	

ANNUAL STATEMENT FOR THE YEAR 2023 OF AUGUSTAR LIFE ASSURANCE CORPORATION

SCHEDULE S - PART 6

Five Year Exhibit of Reinsurance Ceded Business
(\$000 Omitted)

	1 2023	2 2022	3 2021	4 2020	5 2019
A. OPERATIONS ITEMS					
1. Premiums and annuity considerations for life and accident and health contracts	223,515	254,009	279,019	282,363	300,459
2. Commissions and reinsurance expense allowances	46,085	47,470	35,516	51,133	64,291
3. Contract claims	277,307	258,377	302,045	276,181	284,378
4. Surrender benefits and withdrawals for life contracts	0	0	0	0	0
5. Dividends to policyholders and refunds to members	0	0	0	0	0
6. Reserve adjustments on reinsurance ceded	0	0	0	0	0
7. Increase in aggregate reserve for life and accident and health contracts	(171,888)	(55,833)	1,797	7,992	1,117,089
B. BALANCE SHEET ITEMS					
8. Premiums and annuity considerations for life and accident and health contracts deferred and uncollected	0	0	0	0	0
9. Aggregate reserves for life and accident and health contracts	3,644,739	3,816,626	3,872,460	3,870,663	3,862,670
10. Liability for deposit-type contracts	0	0	0	0	0
11. Contract claims unpaid	37,758	48,185	47,042	35,988	35,348
12. Amounts recoverable on reinsurance	20,003	6,405	10,892	17,181	21,400
13. Experience rating refunds due or unpaid	0	0	0	0	0
14. Policyholders' dividends and refunds to members (not included in Line 10)	0	0	0	0	0
15. Commissions and reinsurance expense allowances due	0	0	0	0	0
16. Unauthorized reinsurance offset	0	0	0	0	0
17. Offset for reinsurance with Certified Reinsurers	0	0	0	0	0
C. UNAUTHORIZED REINSURANCE (DEPOSITS BY AND FUNDS WITHHELD FROM)					
18. Funds deposited by and withheld from (F)	0	0	0	0	0
19. Letters of credit (L)	590	381	377	354	463
20. Trust agreements (T)	456,040	431,047	576,561	574,299	542,682
21. Other (O)	456,482	484,965	502,947	515,569	521,277
D. REINSURANCE WITH CERTIFIED REINSURERS (DEPOSITS BY AND FUNDS WITHHELD FROM)					
22. Multiple Beneficiary Trust	0	0	0	0	0
23. Funds deposited by and withheld from (F)	509	400	134	0	0
24. Letters of credit (L)	0	0	0	0	0
25. Trust agreements (T)	0	0	0	0	0
26. Other (O)	0	0	0	0	0

ANNUAL STATEMENT FOR THE YEAR 2023 OF AUGUSTAR LIFE ASSURANCE CORPORATION

SCHEDULE S - PART 7

Restatement of Balance Sheet to Identify Net Credit for Ceded Reinsurance

	1 As Reported (net of ceded)	2 Restatement Adjustments	3 Restated (gross of ceded)
ASSETS (Page 2, Col. 3)			
1. Cash and invested assets (Line 12)	2,806,474,334	0	2,806,474,334
2. Reinsurance (Line 16)	38,232,687	(38,232,687)	0
3. Premiums and considerations (Line 15)	117,182,675	0	117,182,675
4. Net credit for ceded reinsurance	XXX	3,707,604,737	3,707,604,737
5. All other admitted assets (balance)	68,946,494	0	68,946,494
6. Total assets excluding Separate Accounts (Line 26)	3,030,836,190	3,669,372,050	6,700,208,240
7. Separate Account assets (Line 27)	271,215,599	0	271,215,599
8. Total assets (Line 28)	3,302,051,789	3,669,372,050	6,971,423,839
LIABILITIES, CAPITAL AND SURPLUS (Page 3)			
9. Contract reserves (Lines 1 and 2)	2,260,947,146	3,644,738,690	5,905,685,836
10. Liability for deposit-type contracts (Line 3)	353,489,743	0	353,489,743
11. Claim reserves (Line 4)	17,257,045	37,758,377	55,015,422
12. Policyholder dividends/member refunds/reserves (Lines 5 through 7)	0	0	0
13. Premium & annuity considerations received in advance (Line 8)	1,082,588	0	1,082,588
14. Other contract liabilities (Line 9)	21,885,149	(13,125,017)	8,760,132
15. Reinsurance in unauthorized companies (Line 24.02 minus inset amount)	0	0	0
16. Funds held under reinsurance treaties with unauthorized reinsurers (Line 24.03 minus inset amount)	0	0	0
17. Reinsurance with Certified Reinsurers (Line 24.02 inset amount)	0	0	0
18. Funds held under reinsurance treaties with Certified Reinsurers (Line 24.03 inset amount)	316,167	0	316,167
19. All other liabilities (balance)	119,166,469	0	119,166,469
20. Total liabilities excluding Separate Accounts (Line 26)	2,774,144,307	3,669,372,050	6,443,516,357
21. Separate Account liabilities (Line 27)	271,215,599	0	271,215,599
22. Total liabilities (Line 28)	3,045,359,906	3,669,372,050	6,714,731,956
23. Capital & surplus (Line 38)	256,691,884	XXX	256,691,884
24. Total liabilities, capital & surplus (Line 39)	3,302,051,790	3,669,372,050	6,971,423,840
NET CREDIT FOR CEDED REINSURANCE			
25. Contract reserves	3,644,738,690		
26. Claim reserves	37,758,377		
27. Policyholder dividends/reserves	0		
28. Premium & annuity considerations received in advance	0		
29. Liability for deposit-type contracts	0		
30. Other contract liabilities	(13,125,017)		
31. Reinsurance ceded assets	38,232,687		
32. Other ceded reinsurance recoverables	0		
33. Total ceded reinsurance recoverables	3,707,604,737		
34. Premiums and considerations	0		
35. Reinsurance in unauthorized companies	0		
36. Funds held under reinsurance treaties with unauthorized reinsurers	0		
37. Reinsurance with Certified Reinsurers	0		
38. Funds held under reinsurance treaties with Certified Reinsurers	0		
39. Other ceded reinsurance payables/offsets	0		
40. Total ceded reinsurance payable/offsets	0		
41. Total net credit for ceded reinsurance	3,707,604,737		

ANNUAL STATEMENT FOR THE YEAR 2023 OF AUGUSTAR LIFE ASSURANCE CORPORATION
SCHEDULE T - PREMIUMS AND ANNUITY CONSIDERATIONS (b)

Allocated by States and Territories

States, Etc.	1	Life Contracts		Direct Business Only			7	
		2	3	4	5	6		
	Active Status (a)	Life Insurance Premiums	Annuity Considerations	Accident and Health Insurance Premiums, Including Policy, Membership and Other Fees	Other Considerations	Total Columns 2 through 5 (b)	Deposit-Type Contracts	
1. Alabama	AL	L	4,567,107	240	966,661	0	5,534,008	0
2. Alaska	AK	L	300,137	0	87,617	0	387,754	0
3. Arizona	AZ	L	5,633,298	0	779,634	0	6,412,932	0
4. Arkansas	AR	L	2,505,932	0	285,132	0	2,791,064	0
5. California	CA	L	37,015,452	0	1,035,954	0	38,051,406	0
6. Colorado	CO	L	8,864,578	0	1,113,356	0	9,977,934	0
7. Connecticut	CT	L	4,668,331	0	366,472	0	5,034,803	0
8. Delaware	DE	L	658,714	0	79,874	0	738,588	0
9. District of Columbia	DC	L	543,548	0	132,429	0	675,977	0
10. Florida	FL	L	34,552,757	0	7,211,512	0	41,764,269	0
11. Georgia	GA	L	11,160,613	0	956,693	0	12,117,306	0
12. Hawaii	HI	L	162,488	0	85,713	0	248,201	0
13. Idaho	ID	L	3,212,688	0	290,514	0	3,503,202	0
14. Illinois	IL	L	11,172,011	0	1,348,901	0	12,520,912	0
15. Indiana	IN	L	25,317,625	0	571,997	0	25,889,622	0
16. Iowa	IA	L	3,875,429	0	260,742	0	4,136,171	0
17. Kansas	KS	L	5,530,589	3,500	614,861	0	6,148,950	0
18. Kentucky	KY	L	4,379,424	0	446,873	0	4,826,297	0
19. Louisiana	LA	L	3,935,973	0	711,480	0	4,647,453	0
20. Maine	ME	L	916,235	0	125,399	0	1,041,634	0
21. Maryland	MD	L	7,448,868	120	890,912	0	8,339,900	0
22. Massachusetts	MA	L	7,822,039	0	953,530	0	8,775,569	0
23. Michigan	MI	L	12,429,266	0	1,255,163	0	13,684,429	0
24. Minnesota	MN	L	6,370,033	0	497,746	0	6,867,779	0
25. Mississippi	MS	L	2,226,856	0	225,501	0	2,452,357	0
26. Missouri	MO	L	6,181,040	0	757,546	0	6,938,586	0
27. Montana	MT	L	2,254,174	0	175,571	0	2,429,745	0
28. Nebraska	NE	L	4,049,869	0	264,239	0	4,314,108	0
29. Nevada	NV	L	1,903,663	0	270,351	0	2,174,014	0
30. New Hampshire	NH	L	2,031,760	0	244,236	0	2,275,996	0
31. New Jersey	NJ	L	9,866,267	0	1,674,488	0	11,540,755	0
32. New Mexico	NM	L	1,005,158	0	147,051	0	1,152,209	0
33. New York	NY	N	874,942	0	496,211	0	1,371,153	0
34. North Carolina	NC	L	10,828,569	2,680	2,565,744	0	13,396,993	0
35. North Dakota	ND	L	904,348	0	74,514	0	978,862	0
36. Ohio	OH	L	25,363,902	0	2,241,919	0	27,605,821	115,512,023
37. Oklahoma	OK	L	4,059,299	0	618,862	0	4,678,161	0
38. Oregon	OR	L	4,983,409	0	533,436	0	5,516,845	0
39. Pennsylvania	PA	L	12,884,327	58,196	1,879,119	0	14,821,642	0
40. Rhode Island	RI	L	1,686,443	0	125,763	0	1,812,206	0
41. South Carolina	SC	L	4,559,907	0	726,906	0	5,286,813	0
42. South Dakota	SD	L	341,682	0	167,040	0	508,722	0
43. Tennessee	TN	L	13,795,052	0	2,755,229	0	16,550,281	0
44. Texas	TX	L	30,315,585	0	3,346,662	0	33,662,247	0
45. Utah	UT	L	6,646,287	0	695,579	0	7,341,866	0
46. Vermont	VT	L	588,606	0	127,586	0	716,192	0
47. Virginia	VA	L	8,888,484	300	968,474	0	9,857,258	0
48. Washington	WA	L	6,625,217	0	862,645	0	7,487,862	0
49. West Virginia	WV	L	1,120,606	0	254,032	0	1,374,638	0
50. Wisconsin	WI	L	5,055,008	0	792,842	0	5,847,850	0
51. Wyoming	WY	L	760,073	0	66,232	0	826,305	0
52. American Samoa	AS	N	0	0	0	0	0	0
53. Guam	GU	N	73,992	0	0	0	73,992	0
54. Puerto Rico	PR	L	4,384,759	0	1,348,069	0	5,732,828	0
55. U.S. Virgin Islands	VI	N	1,922	0	2,083	0	4,005	0
56. Northern Mariana Islands	MP	N	0	0	0	0	0	0
57. Canada	CAN	N	3,881	0	5,654	0	9,535	0
58. Aggregate Other Alien	OT	XXX	3,176	0	4,553	0	7,729	0
59. Subtotal	XXX	377,311,398	65,036	45,487,302	0	422,863,736	115,512,023	
90. Reporting entity contributions for employee benefits plans	XXX	0	0	0	0	0	0	0
91. Dividends or refunds applied to purchase paid-up additions and annuities	XXX	0	0	0	0	0	0	0
92. Dividends or refunds applied to shorten endowment or premium paying period	XXX	0	0	0	0	0	0	0
93. Premium or annuity considerations waived under disability or other contract provisions	XXX	637,201	0	898,938	0	1,536,139	0	0
94. Aggregate or other amounts not allocable by State	XXX	0	0	0	0	0	0	0
95. Totals (Direct Business)	XXX	377,948,599	65,036	46,386,240	0	424,399,875	115,512,023	
96. Plus reinsurance assumed	XXX	0	0	107,453	0	107,453	0	0
97. Totals (All Business)	XXX	377,948,599	65,036	46,493,693	0	424,507,328	115,512,023	
98. Less reinsurance ceded	XXX	206,776,423	0	16,738,568	0	223,514,991	0	0
99. Totals (All Business) less Reinsurance Ceded	XXX	171,172,176	65,036	29,755,125	0	200,992,337	115,512,023	
58001. DETAILS OF WRITE-INS								
58002. ZZZ Other Alien	XXX	3,176	0	4,553	0	7,729	0	0
58003.	XXX							
58998. Summary of remaining write-ins for Line 58 from overflow page	XXX	0	0	0	0	0	0	0
58999. Totals (Lines 58001 through 58003 plus 58998)(Line 58 above)	XXX	3,176	0	4,553	0	7,729	0	0
9401.	XXX							
9402.	XXX							
9403.	XXX							
9498. Summary of remaining write-ins for Line 94 from overflow page	XXX	0	0	0	0	0	0	0
9499. Totals (Lines 9401 through 9403 plus 9498)(Line 94 above)	XXX	0	0	0	0	0	0	0

(a) Active Status Counts:

- | | | | |
|--|----|--|---|
| 1. L - Licensed or Chartered - Licensed insurance carrier or domiciled RRG..... | 51 | 4. Q - Qualified - Qualified or accredited reinsurer..... | 0 |
| 2. R - Registered - Non-domiciled RRGs..... | 0 | 5. N - None of the above - Not allowed to write business in the state..... | 6 |
| 3. E - Eligible - Reporting entities eligible or approved to write surplus lines in the state..... | 0 | | |

(b) Explanation of basis of allocation by states, etc., of premiums and annuity considerations

All premiums are allocated to the address of record of the premium payor at the time of premium payment entry.

(c) Column 4 should balance with Exhibit 1, Lines 6.4, 10.4 and 16.4, Col. 6, or with Schedule H, Part 1, Line 1, indicate which: Exhibit 1, Lines 6.4, 10.4, and 16.4, Col. 6.....

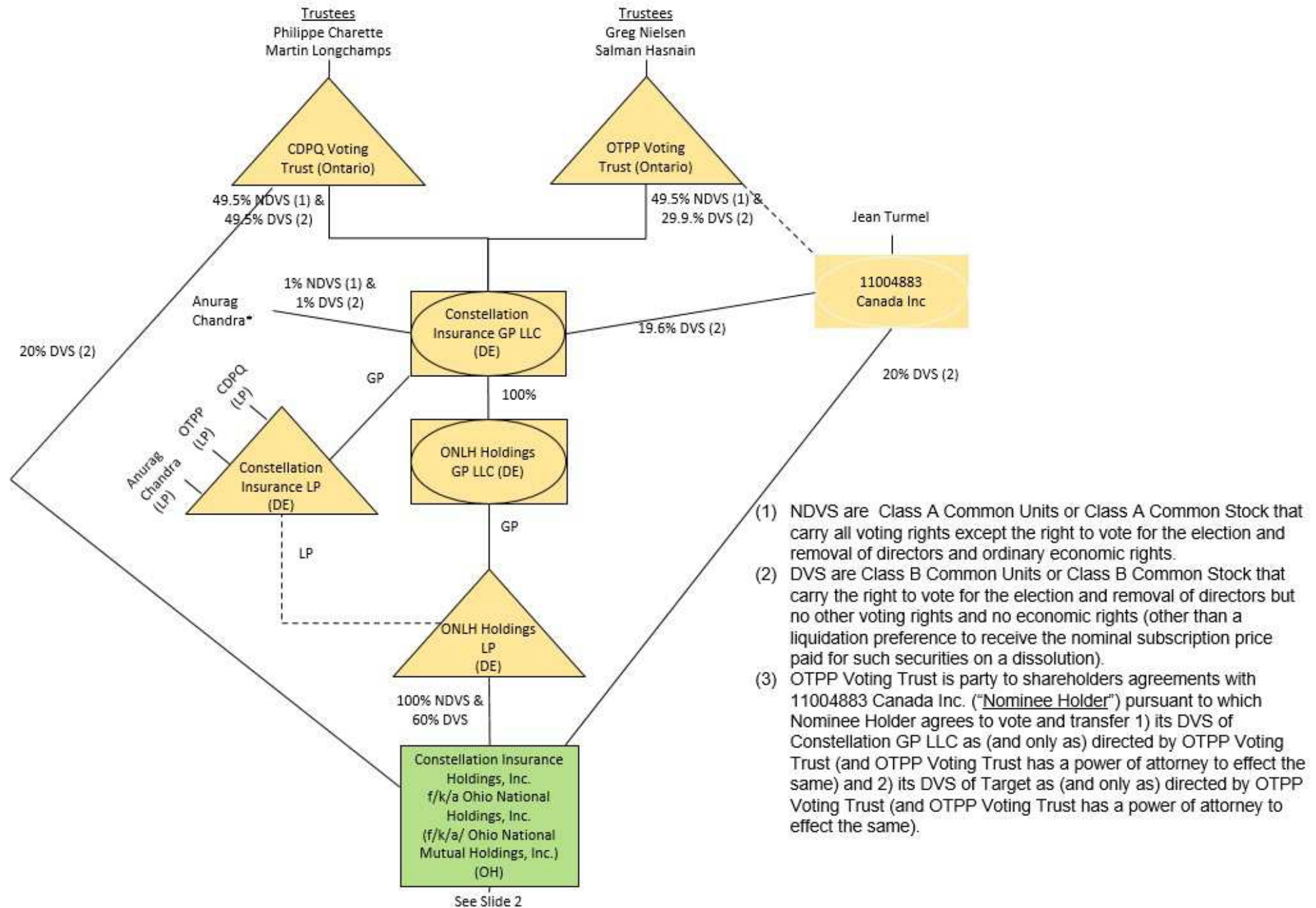
ANNUAL STATEMENT FOR THE YEAR 2023 OF AUGUSTAR LIFE ASSURANCE CORPORATION

**SCHEDULE T - PART 2
INTERSTATE COMPACT - EXHIBIT OF PREMIUMS WRITTEN**

Allocated by States and Territories

			Direct Business Only				6	
			1	2	3	4		5
States, Etc.			Life (Group and Individual)	Annuities (Group and Individual)	Disability Income (Group and Individual)	Long-Term Care (Group and Individual)	Deposit-Type Contracts	Totals
1. Alabama	AL	4,567,107	240	966,661	0	0	5,534,008	
2. Alaska	AK	300,137	0	87,617	0	0	387,754	
3. Arizona	AZ	5,633,298	0	779,634	0	0	6,412,932	
4. Arkansas	AR	2,505,932	0	285,132	0	0	2,791,064	
5. California	CA	37,015,452	0	1,035,954	0	0	38,051,406	
6. Colorado	CO	8,864,578	0	1,113,356	0	0	9,977,934	
7. Connecticut	CT	4,668,331	0	366,472	0	0	5,034,803	
8. Delaware	DE	658,714	0	79,874	0	0	738,588	
9. District of Columbia	DC	543,548	0	132,429	0	0	675,977	
10. Florida	FL	34,552,757	0	7,211,512	0	0	41,764,269	
11. Georgia	GA	11,160,613	0	956,693	0	0	12,117,306	
12. Hawaii	HI	162,488	0	85,713	0	0	248,201	
13. Idaho	ID	3,212,688	0	290,514	0	0	3,503,202	
14. Illinois	IL	11,172,011	0	1,348,901	0	0	12,520,912	
15. Indiana	IN	25,317,625	0	571,997	0	0	25,889,622	
16. Iowa	IA	3,875,429	0	260,742	0	0	4,136,171	
17. Kansas	KS	5,530,589	3,500	614,861	0	0	6,148,950	
18. Kentucky	KY	4,379,424	0	446,873	0	0	4,826,297	
19. Louisiana	LA	3,935,973	0	711,480	0	0	4,647,453	
20. Maine	ME	916,235	0	125,399	0	0	1,041,634	
21. Maryland	MD	7,448,868	120	890,912	0	0	8,339,900	
22. Massachusetts	MA	7,822,039	0	953,530	0	0	8,775,569	
23. Michigan	MI	12,429,266	0	1,255,163	0	0	13,684,429	
24. Minnesota	MN	6,370,033	0	497,746	0	0	6,867,779	
25. Mississippi	MS	2,226,856	0	225,501	0	0	2,452,357	
26. Missouri	MO	6,181,040	0	757,546	0	0	6,938,586	
27. Montana	MT	2,254,174	0	175,571	0	0	2,429,745	
28. Nebraska	NE	4,049,869	0	264,239	0	0	4,314,108	
29. Nevada	NV	1,903,663	0	270,351	0	0	2,174,014	
30. New Hampshire	NH	2,031,760	0	244,236	0	0	2,275,996	
31. New Jersey	NJ	9,866,267	0	1,674,488	0	0	11,540,755	
32. New Mexico	NM	1,005,158	0	147,051	0	0	1,152,209	
33. New York	NY	874,942	0	496,211	0	0	1,371,153	
34. North Carolina	NC	10,828,569	2,680	2,565,744	0	0	13,396,993	
35. North Dakota	ND	904,348	0	74,514	0	0	978,862	
36. Ohio	OH	25,363,902	0	2,241,919	0	115,512,023	143,117,844	
37. Oklahoma	OK	4,059,299	0	618,862	0	0	4,678,161	
38. Oregon	OR	4,983,409	0	533,436	0	0	5,516,845	
39. Pennsylvania	PA	12,884,327	58,196	1,879,119	0	0	14,821,642	
40. Rhode Island	RI	1,686,443	0	125,763	0	0	1,812,206	
41. South Carolina	SC	4,559,907	0	726,906	0	0	5,286,813	
42. South Dakota	SD	341,682	0	167,040	0	0	508,722	
43. Tennessee	TN	13,795,052	0	2,755,229	0	0	16,550,281	
44. Texas	TX	30,315,585	0	3,346,662	0	0	33,662,247	
45. Utah	UT	6,646,287	0	695,579	0	0	7,341,866	
46. Vermont	VT	588,606	0	127,586	0	0	716,192	
47. Virginia	VA	8,888,484	300	968,474	0	0	9,857,258	
48. Washington	WA	6,625,217	0	862,645	0	0	7,487,862	
49. West Virginia	WV	1,120,606	0	254,032	0	0	1,374,638	
50. Wisconsin	WI	5,055,008	0	792,842	0	0	5,847,850	
51. Wyoming	WY	760,073	0	66,232	0	0	826,305	
52. American Samoa	AS	0	0	0	0	0	0	
53. Guam	GU	73,992	0	0	0	0	73,992	
54. Puerto Rico	PR	4,384,759	0	1,348,069	0	0	5,732,828	
55. U.S. Virgin Islands	VI	1,922	0	2,083	0	0	4,005	
56. Northern Mariana Islands	MP	0	0	0	0	0	0	
57. Canada	CAN	3,881	0	5,654	0	0	9,535	
58. Aggregate Other Alien	OT	3,176	0	4,553	0	0	7,729	
59. Total		377,311,398	65,036	45,487,302	0	115,512,023	538,375,759	

SCHEDULE Y - INFORMATION CONCERNING ACTIVITIES OF INSURER MEMBERS OF A HOLDING COMPANY GROUP PART 1 - ORGANIZATIONAL CHART



- (1) NDVS are Class A Common Units or Class A Common Stock that carry all voting rights except the right to vote for the election and removal of directors and ordinary economic rights.
- (2) DVS are Class B Common Units or Class B Common Stock that carry the right to vote for the election and removal of directors but no other voting rights and no economic rights (other than a liquidation preference to receive the nominal subscription price paid for such securities on a dissolution).
- (3) OTPP Voting Trust is party to shareholders agreements with 11004883 Canada Inc. ("Nominee Holder") pursuant to which Nominee Holder agrees to vote and transfer 1) its DVS of Constellation GP LLC as (and only as) directed by OTPP Voting Trust (and OTPP Voting Trust has a power of attorney to effect the same) and 2) its DVS of Target as (and only as) directed by OTPP Voting Trust (and OTPP Voting Trust has a power of attorney to effect the same).

SCHEDULE Y - INFORMATION CONCERNING ACTIVITIES OF INSURER MEMBERS OF A HOLDING COMPANY GROUP

PART 1 - ORGANIZATIONAL CHART

¹ – 100% of the non-director voting shares and 60% of the director voting shares of ONHI are owned by ONLH Holdings LP, a Delaware Limited Partnership

² – 7.89% owned by ON Netherlands Holdings B.V.

³ – 1 Share owned by ON Global Holdings, LLC

⁴ – 20,000 Share owned by ON Foreign Holdings, LLC.

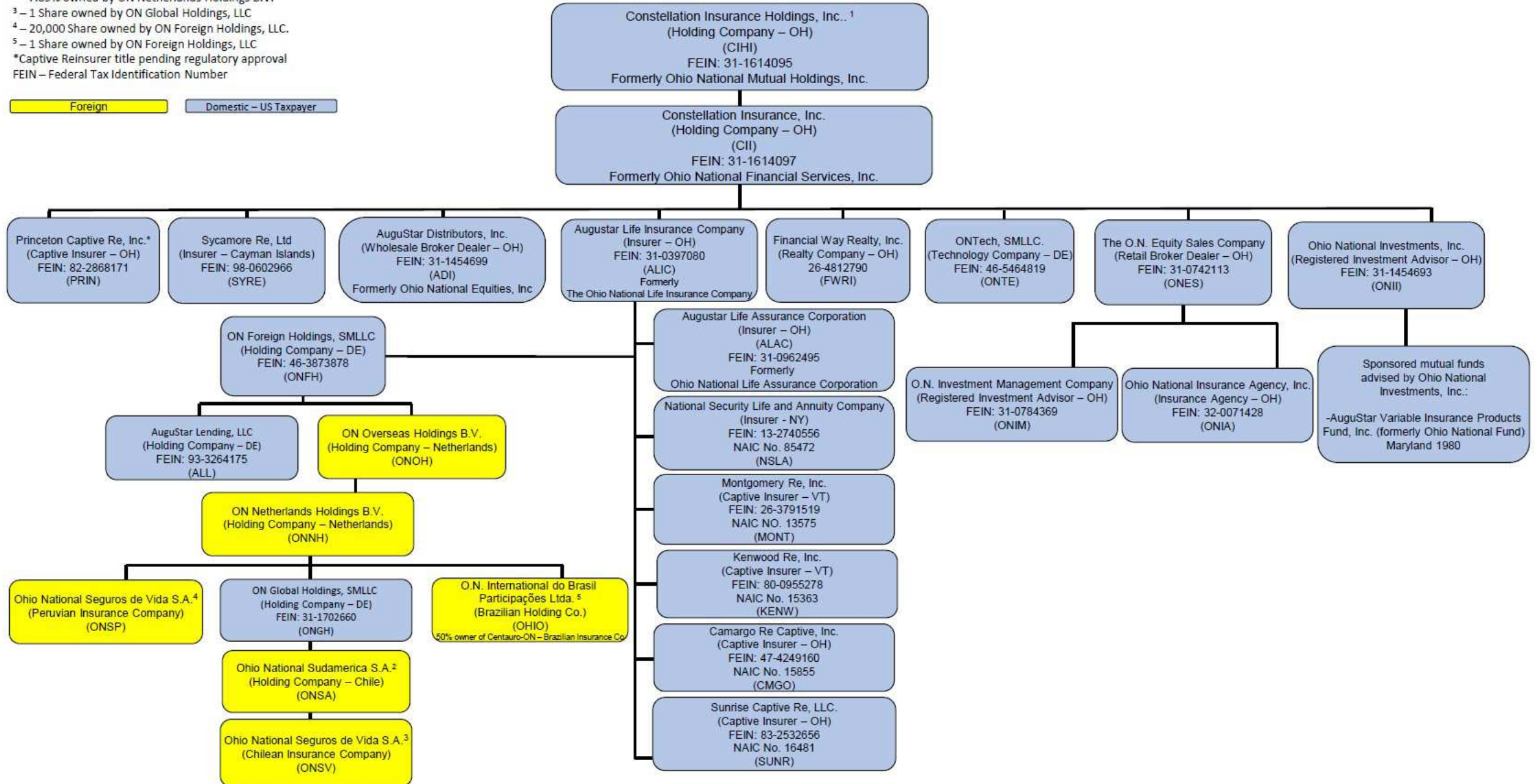
⁵ – 1 Share owned by ON Foreign Holdings, LLC

*Captive Reinsurer title pending regulatory approval

FEIN – Federal Tax Identification Number

Foreign Domestic – US Taxpayer

Constellation Organizational Chart



ANNUAL STATEMENT FOR THE YEAR 2023 OF AUGUSTAR LIFE ASSURANCE CORPORATION

SCHEDULE Y

PART 1A - DETAIL OF INSURANCE HOLDING COMPANY SYSTEM

1	2	3	4	5	6	7	8	9	10	11	12	13	14	15	16
Group Code	Group Name	NAIC Company Code	ID Number	Federal RSSD	CIK	Name of Securities Exchange if Publicly Traded (U.S. or International)	Names of Parent, Subsidiaries Or Affiliates	Domi-ciliary Location	Relation-ship to Reporting Entity	Directly Controlled by (Name of Entity/Person)	Type of Control (Ownership, Board, Management, Attorney-in-Fact, Influence, Other)	If Control is Ownership Provide Percentage	Ultimate Controlling Entity(ies)/Person(s)	Is an SCA Filing Re-quired? (Yes/No)	*
.0704	Constellation Insurance Holdings, Inc.	00000		0	0		Caisse de dépôt et placement du Québec (CDPQ) Voting Trust	.CAN	UIP		Other	0.000		NO	1
.0704	Constellation Insurance Holdings, Inc.	00000		0	0		Ontario Teachers Pension Plan (OTPP) Voting Trust	.CAN	UIP		Other	0.000		NO	1
.0704	Constellation Insurance Holdings, Inc.	00000		0	0		11004883 Canada Inc.	.CAN	UIP		Other	0.000		NO	2
.0704	Constellation Insurance Holdings, Inc.	00000	84-3510530	0	0		Constellation Insurance GP, LLC	.DE	UIP	Caisse de dépôt et placement du Québec (CDPQ) Voting Trust	Ownership, Board of Directors, Management	49.500		NO	0
.0704	Constellation Insurance Holdings, Inc.	00000	84-3510530	0	0		Constellation Insurance GP, LLC	.DE	UIP	Ontario Teachers Pension Plan (OTPP) Voting Trust	Ownership, Board of Directors, Management	29.900		NO	0
.0704	Constellation Insurance Holdings, Inc.	00000	84-3510530	0	0		Constellation Insurance GP, LLC	.DE	UIP	11004883 Canada Inc.	Management	19.600		NO	0
.0704	Constellation Insurance Holdings, Inc.	00000	84-3510530	0	0		Constellation Insurance GP, LLC	.DE	UIP	Anurag Chandra (Member of Constellation Insurance GP, LLC)	Ownership, Board of Directors, Management	1.000		NO	0
.0704	Constellation Insurance Holdings, Inc.	00000	84-3482603	0	0		Constellation Insurance LP	.DE	UIP	Constellation Insurance GP, LLC	Other	0.000	Constellation Insurance GP, LLC	NO	3
.0704	Constellation Insurance Holdings, Inc.	00000	84-3482603	0	0		Constellation Insurance LP	.DE	OTH	Anurag Chandra (Member of Constellation Insurance LP, LLC)	Other	0.000	Constellation Insurance GP, LLC	NO	4
.0704	Constellation Insurance Holdings, Inc.	00000	84-3482603	0	0		Constellation Insurance LP	.DE	OTH	Caisse de dépôt et placement du Québec (CDPQ) Voting Trust	Other	0.000	Constellation Insurance GP, LLC	NO	4
.0704	Constellation Insurance Holdings, Inc.	00000	84-3482603	0	0		Constellation Insurance LP	.DE	OTH	Ontario Teachers Pension Plan (OTPP) Voting Trust	Other	0.000	Constellation Insurance GP, LLC	NO	4
.0704	Constellation Insurance Holdings, Inc.	00000	86-3415002	0	0		ONLH Holdings GP, LLC	.DE	UIP	Constellation Insurance GP, LLC	Ownership, Board of Directors, Management	100.000	Constellation Insurance GP, LLC	NO	0
.0704	Constellation Insurance Holdings, Inc.	00000	86-3415002	0	0		ONLH Holdings LP	.DE	UIP	Constellation Insurance LP	Other	0.000	Constellation Insurance GP, LLC	NO	4
.0704	Constellation Insurance Holdings, Inc.	00000	86-3415002	0	0		ONLH Holdings LP	.DE	UIP	Constellation Insurance GP, LLC	Ownership, Board of Directors, Management	100.000	Constellation Insurance GP, LLC	NO	0
.0704	Constellation Insurance Holdings, Inc.	00000	31-1614095	0	0		Constellation Insurance Holdings, Inc.	.OH	UIP	ONLH Holdings LP	Ownership, Board of Directors, Management	60.000	Constellation Insurance GP, LLC	NO	0
.0704	Constellation Insurance Holdings, Inc.	00000	31-1614095	0	0		Constellation Insurance Holdings, Inc.	.OH	UIP	Caisse de dépôt et placement du Québec (CDPQ) Voting Trust	Ownership, Board of Directors, Management	20.000	Constellation Insurance GP, LLC	NO	0
.0704	Constellation Insurance Holdings, Inc.	00000	31-1614095	0	0		Constellation Insurance Holdings, Inc.	.OH	UIP	11004883 Canada Inc.	Ownership, Board of Directors, Management	20.000	Constellation Insurance GP, LLC	NO	0
.0704	Constellation Insurance Holdings, Inc.	00000	31-1614097	0	0		Constellation Insurance, Inc.	.OH	UIP	Constellation Insurance Holdings, Inc.	Ownership, Board of Directors, Management	100.000	Constellation Insurance GP, LLC	NO	0
.0704	Constellation Insurance Holdings, Inc.	00000	AA-0056843	0	0		Sycamore Re, Ltd.	.CYM	IA	Constellation Insurance, Inc.	Ownership, Board of Directors, Management	100.000	Constellation Insurance Holdings, Inc.	NO	0
.0704	Constellation Insurance Holdings, Inc.	00000	46-5464819	0	0		ON Tech, SMLLC	.DE	NIA	Constellation Insurance, Inc.	Ownership, Board of Directors, Management	100.000	Constellation Insurance Holdings, Inc.	NO	0
.0704	Constellation Insurance Holdings, Inc.	00000	26-4812790	0	0		Financial Way Realty, Inc.	.OH	NIA	Constellation Insurance, Inc.	Ownership, Board of Directors, Management	100.000	Constellation Insurance Holdings, Inc.	NO	0
.0704	Constellation Insurance Holdings, Inc.	00000	46-3873878	0	0		Ohio National Foreign Holdings, SMLLC	.DE	NIA	AuguStar Life Insurance Company	Ownership, Board of Directors, Management	100.000	Constellation Insurance Holdings, Inc.	NO	0
.0704	Constellation Insurance Holdings, Inc.	00000	93-3264175	0	0		AuguStar Lending, LLC	.DE	NIA	Ohio National Foreign Holdings, SMLLC	Ownership, Board of Directors, Management	100.000	Constellation Insurance Holdings, Inc.	NO	0
.0704	Constellation Insurance Holdings, Inc.	00000		0	0		ON Overseas Holding B.V.	.NLD	NIA	Ohio National Foreign Holdings, SMLLC	Ownership, Board of Directors, Management	100.000	Constellation Insurance Holdings, Inc.	NO	0
.0704	Constellation Insurance Holdings, Inc.	00000		0	0		ON Netherlands Holdings B.V.	.NLD	NIA	ON Overseas Holding B.V.	Ownership, Board of Directors, Management	100.000	Constellation Insurance Holdings, Inc.	NO	0

53

ANNUAL STATEMENT FOR THE YEAR 2023 OF AUGUSTAR LIFE ASSURANCE CORPORATION

SCHEDULE Y

PART 1A - DETAIL OF INSURANCE HOLDING COMPANY SYSTEM

1	2	3	4	5	6	7	8	9	10	11	12	13	14	15	16
Group Code	Group Name	NAIC Company Code	ID Number	Federal RSSD	CIK	Name of Securities Exchange if Publicly Traded (U.S. or International)	Names of Parent, Subsidiaries Or Affiliates	Domiciliary Location	Relationship to Reporting Entity	Directly Controlled by (Name of Entity/Person)	Type of Control (Ownership, Board, Management, Attorney-in-Fact, Influence, Other)	If Control is Ownership Provide Percentage	Ultimate Controlling Entity(ies)/Person(s)	Is an SCA Filing Required? (Yes/No)	*
.0704	Constellation Insurance Holdings, Inc.	00000		0	0		Ohio National Seguros de Vida S.A.	..PER	..IA	ON Netherlands Holdings B.V.	Ownership, Board of Directors, Management	100.000	Constellation Insurance Holdings, Inc.	..NO	0
.0704	Constellation Insurance Holdings, Inc.	00000	31-1702660	0	0		ON Global Holdings, SMLLC	..DE	..NIA	ON Netherlands Holdings B.V.	Ownership, Board of Directors, Management	100.000	Constellation Insurance Holdings, Inc.	..NO	0
.0704	Constellation Insurance Holdings, Inc.	00000		0	0		Ohio National Sudamerica S.A.	..CHL	..NIA	ON Global Holdings, SMLLC	Ownership, Board of Directors, Management	100.000	Constellation Insurance Holdings, Inc.	..NO	0
.0704	Constellation Insurance Holdings, Inc.	00000		0	0		Ohio National Seguros de Vida S.A.	..CHL	..IA	Ohio National Sudamerica S.A.	Ownership, Board of Directors, Management	100.000	Constellation Insurance Holdings, Inc.	..NO	0
.0704	Constellation Insurance Holdings, Inc.	00000		0	0		O.N. International do Brasil Participações Ltda.	..BRA	..IA	ON Netherlands Holdings B.V.	Ownership, Board of Directors, Management	100.000	Constellation Insurance Holdings, Inc.	..NO	0
.0704	Constellation Insurance Holdings, Inc.	67172	31-0397080	0	0		AuguStar Life Insurance Company	..OH	..UDP	Constellation Insurance, Inc.	Ownership, Board of Directors, Management	100.000	Constellation Insurance Holdings, Inc.	..NO	0
.0704	Constellation Insurance Holdings, Inc.	13575	26-3791519	0	0		Montgomery Re, Inc.	..VT	..IA	AuguStar Life Insurance Company	Ownership, Board of Directors, Management	100.000	Constellation Insurance Holdings, Inc.	..NO	0
.0704	Constellation Insurance Holdings, Inc.	15363	80-0955278	0	0		Kenwood Re, Inc	..VT	..IA	AuguStar Life Insurance Company	Ownership, Board of Directors, Management	100.000	Constellation Insurance Holdings, Inc.	..NO	0
.0704	Constellation Insurance Holdings, Inc.	15855	47-4249160	0	0		Camargo Re Captive, Inc.	..OH	..IA	AuguStar Life Insurance Company	Ownership, Board of Directors, Management	100.000	Constellation Insurance Holdings, Inc.	..NO	0
.0704	Constellation Insurance Holdings, Inc.	16481	83-2532656	0	0		Sunrise Captive Re, LLC	..OH	..IA	AuguStar Life Insurance Company	Ownership, Board of Directors, Management	100.000	Constellation Insurance Holdings, Inc.	..NO	0
.0704	Constellation Insurance Holdings, Inc.	89206	31-0962495	0	0		AuguStar Life Assurance Corporation	..OH	..RE	AuguStar Life Insurance Company	Ownership, Board of Directors, Management	100.000	Constellation Insurance Holdings, Inc.	..NO	0
.0704	Constellation Insurance Holdings, Inc.	85472	13-2740556	0	0		National Security Life and Annuity Company	..NY	..IA	AuguStar Life Insurance Company	Ownership, Board of Directors, Management	100.000	Constellation Insurance Holdings, Inc.	..NO	0
.0704	Constellation Insurance Holdings, Inc.	00000	31-1454699	0	0		AuguStar Distributors, Inc.	..OH	..NIA	Constellation Insurance, Inc.	Ownership, Board of Directors, Management	100.000	Constellation Insurance Holdings, Inc.	..YES	0
.0704	Constellation Insurance Holdings, Inc.	00000	31-0742113	0	0		The O.N. Equity Sales Company	..OH	..NIA	Constellation Insurance, Inc.	Ownership, Board of Directors, Management	100.000	Constellation Insurance Holdings, Inc.	..YES	0
.0704	Constellation Insurance Holdings, Inc.	00000	32-0071428	0	0		Ohio National Insurance Agency, Inc.	..OH	..NIA	The O.N. Equity Sales Company	Ownership, Board of Directors, Management	100.000	Constellation Insurance Holdings, Inc.	..NO	0
.0704	Constellation Insurance Holdings, Inc.	00000	31-0784369	0	0		O.N. Investment Management Company	..OH	..NIA	The O.N. Equity Sales Company	Ownership, Board of Directors, Management	100.000	Constellation Insurance Holdings, Inc.	..NO	0
.0704	Constellation Insurance Holdings, Inc.	00000	82-2868171	0	0		Princeton Captive Re, Inc.	..OH	..NIA	Constellation Insurance, Inc.	Ownership, Board of Directors, Management	100.000	Constellation Insurance Holdings, Inc.	..NO	0
.0704	Constellation Insurance Holdings, Inc.	00000	31-1454693	0	0		Ohio National Investments, Inc.	..OH	..NIA	Constellation Insurance, Inc.	Ownership, Board of Directors, Management	100.000	Constellation Insurance Holdings, Inc.	..YES	0

Asterisk	Explanation
1	Voting Trust
2	Nominee Holder
3	General Partnership
4	Limited Partnership

ANNUAL STATEMENT FOR THE YEAR 2023 OF AUGUSTAR LIFE ASSURANCE CORPORATION

SCHEDULE Y

PART 2 - SUMMARY OF INSURER'S TRANSACTIONS WITH ANY AFFILIATES

1	2	3	4	5	6	7	8	9	10	11	12	13
NAIC Company Code	ID Number	Names of Insurers and Parent, Subsidiaries or Affiliates	Shareholder Dividends	Capital Contributions	Purchases, Sales or Exchanges of Loans, Securities, Real Estate, Mortgage Loans or Other Investments	Income/ (Disbursements) Incurred in Connection with Guarantees or Undertakings for the Benefit of any Affiliate(s)	Management Agreements and Service Contracts	Income/ (Disbursements) Incurred Under Reinsurance Agreements	*	Any Other Material Activity Not in the Ordinary Course of the Insurer's Business	Totals	Reinsurance Recoverable/ (Payable) on Losses and/or Reserve Credit Taken/(Liability)
67172	31-0397080	AuguStar Life Insurance Company	0	0	0	0	59,376,806	(24,046,451)		0	35,330,355	(851,133,633)
89206	31-0962495	AuguStar Life Assurance Corporation	0	0	0	0	(59,376,806)	55,573,104		0	(3,803,702)	2,089,174,364
13575	26-3791519	Montgomery Re, Inc.	0	0	0	0	0	(6,382,086)		0	(6,382,086)	(301,431,527)
15363	80-0955278	Kenwood Re, Inc	0	0	0	0	0	(26,374,236)		0	(26,374,236)	(533,747,874)
15855	47-4249160	Camargo Re Captive, Inc.	0	0	0	0	0	1,229,669		0	1,229,669	(402,861,330)
9999999 Control Totals			0	0	0	0	0	0	XXX	0	0	0

SUPPLEMENTAL EXHIBITS AND SCHEDULES INTERROGATORIES

REQUIRED FILINGS

The following supplemental reports are required to be filed as part of your statement filing unless specifically waived by the domiciliary state. However, in the event that your domiciliary state waives the filing requirement, your response of WAIVED to the specific interrogatory will be accepted in lieu of filing a "NONE" report and a bar code will be printed below. If the supplement is required of your company but is not being filed for whatever reason enter SEE EXPLANATION and provide an explanation following the interrogatory questions.

	Responses
MARCH FILING	
1. Will the Supplemental Compensation Exhibit be filed with the state of domicile by March 1?	YES
2. Will the confidential Risk-based Capital Report be filed with the NAIC by March 1?	YES
3. Will the confidential Risk-based Capital Report be filed with the state of domicile, if required, by March 1?	YES
4. Will an actuarial opinion be filed by March 1?	YES
APRIL FILING	
5. Will Management's Discussion and Analysis be filed by April 1?	YES
6. Will the Life, Health & Annuity Guaranty Association Assessable Premium Exhibit - Parts 1 and 2 be filed with the state of domicile and the NAIC by April 1? (Not applicable to fraternal benefit societies)	YES
7. Will the Supplemental Investment Risks Interrogatories be filed by April 1?	YES
JUNE FILING	
8. Will an audited financial report be filed by June 1?	YES
9. Will Accountant's Letter of Qualifications be filed with the state of domicile and electronically with the NAIC by June 1?	YES

SUPPLEMENTAL FILINGS

The following supplemental reports are required to be filed as part of your annual statement filing **if your company is engaged in the type of business covered by the supplement. However, in the event that your company does not transact the type of business for which the special report must be filed, your response of NO to the specific interrogatory will be accepted in lieu of filing a "NONE" report and a bar code will be printed below.** If the supplement is required of your company but is not being filed for whatever reason enter SEE EXPLANATION and provide an explanation following the interrogatory questions.

MARCH FILING

10. Will Schedule SIS (Stockholder Information Supplement) be filed with the state of domicile by March 1? (Not applicable to fraternal benefit societies) ..	NO
11. Will the Medicare Supplement Insurance Experience Exhibit be filed with the state of domicile and the NAIC by March 1?	NO
12. Will the Trusteed Surplus Statement be filed with the state of domicile and the NAIC by March 1?	NO
13. Will the actuarial opinion on participating and non-participating policies as required in Interrogatories 1 and 2 to Exhibit 5 be filed with the state of domicile and electronically with the NAIC by March 1?	NO
14. Will the actuarial opinion on non-guaranteed elements as required in interrogatory #3 to Exhibit 5 be filed with the state of domicile and electronically with the NAIC by March 1?	YES
15. Will the actuarial opinion on X-Factors be filed with the state of domicile and electronically with the NAIC by March 1?	YES
16. Will the actuarial opinion on Separate Accounts Funding Guaranteed Minimum Benefit be filed with the state of domicile and electronically with the NAIC by March 1?	NO
17. Will the actuarial opinion on Synthetic Guaranteed Investment Contracts be filed with the state of domicile and electronically with the NAIC by March 1?	NO
18. Will the Reasonableness of Assumptions Certification required by Actuarial Guideline XXXV be filed with the state of domicile and electronically with the NAIC by March 1?	NO
19. Will the Reasonableness and Consistency of Assumptions Certification required by Actuarial Guideline XXXV be filed with the state of domicile and electronically with the NAIC by March 1?	NO
20. Will the Reasonableness of Assumptions Certification for Implied Guaranteed Rate Method required by Actuarial Guideline XXXVI be filed with the state of domicile and electronically with the NAIC by March 1?	NO
21. Will the Reasonableness and Consistency of Assumptions Certification required by Actuarial Guideline XXXVI (Updated Average Market Value) be filed with the state of domicile and electronically with the NAIC by March 1?	NO
22. Will the Reasonableness and Consistency of Assumptions Certification required by Actuarial Guideline XXXVI (Updated Market Value) be filed with the state of domicile and electronically with the NAIC by March 1?	YES
23. Will the C-3 RBC Certifications required under C-3 Phase I be filed with the state of domicile and electronically with the NAIC by March 1?	YES
24. Will the C-3 RBC Certifications required under C-3 Phase II be filed with the state of domicile and electronically with the NAIC by March 1?	NO
25. Will the Actuarial Certifications Related to Annuity Nonforfeiture Ongoing Compliance for Equity Indexed Annuities be filed with the state of domicile and electronically with the NAIC by March 1?	NO

ANNUAL STATEMENT FOR THE YEAR 2023 OF AUGUSTAR LIFE ASSURANCE CORPORATION
SUPPLEMENTAL EXHIBITS AND SCHEDULES INTERROGATORIES

- 26. Will the actuarial opinion required by the Modified Guaranteed Annuity Model Regulation be filed with the state of domicile and electronically with the NAIC by March 1? NO
- 27. Will the Actuarial Certification regarding the use of 2001 Preferred Class Tables required by the Model Regulation Permitting the Recognition of Preferred Mortality Tables for Use in Determining Minimum Reserve Liabilities be filed with the state of domicile and electronically with the NAIC by March 1? YES
- 28. Will the Worker's Compensation Carve-Out Supplement be filed by March 1? (Not applicable to fraternal benefit societies) NO
- 29. Will Supplemental Schedule O be filed with the state of domicile and the NAIC by March 1? YES
- 30. Will the Medicare Part D Coverage Supplement be filed with the state of domicile and the NAIC by March 1? NO
- 31. Will an approval from the reporting entity's state of domicile for relief related to the five-year rotation requirement for lead audit partner be filed electronically with the NAIC by March 1? NO
- 32. Will an approval from the reporting entity's state of domicile for relief related to the one-year cooling off period for independent CPA be filed electronically with the NAIC by March 1? NO
- 33. Will an approval from the reporting entity's state of domicile for relief related to the Requirements for Audit Committees be filed electronically with the NAIC by March 1? NO
- 34. Will the VM-20 Reserves Supplement be filed with the state of domicile and the NAIC by March 1? YES
- 35. Will the Health Supplement be filed with the state of domicile and the NAIC by March 1? YES
- 36. Will the Market Conduct Annual Statement (MCAS) Premium Exhibit for Year be filed with appropriate jurisdictions and with the NAIC by March 1? YES

APRIL FILING

- 37. Will the confidential Regulatory Asset Adequacy Issues Summary (RAAIS) required by the Valuation Manual be filed with the state of domicile by April 1? YES
- 38. Will the Long-Term Care Experience Reporting Forms be filed with the state of domicile and the NAIC by April 1? NO
- 39. Will the Credit Insurance Experience Exhibit be filed with the state of domicile and the NAIC by April 1? (Not applicable to fraternal benefit societies) .. NO
- 40. Will the Accident and Health Policy Experience Exhibit be filed by April 1? YES
- 41. Will the Supplemental Health Care Exhibit (Parts 1 and 2) be filed with the state of domicile and the NAIC by April 1? NO
- 42. Will the confidential Actuarial Memorandum required by Actuarial Guideline XXXVIII 8D be filed with the state of domicile by April 30? NO
- 43. Will the Supplemental Term and Universal Life Insurance Reinsurance Exhibit be filed with the state of domicile and the NAIC by April 1? YES
- 44. Will the Variable Annuities Supplement be filed with the state of domicile and the NAIC by April 1? NO
- 45. Will the confidential Executive Summary of the PBR Actuarial Report be filed with the state of domicile by April 1? YES
- 46. Will the confidential Life Summary of the PBR Actuarial Report be filed with the state of domicile by April 1? YES
- 47. Will the confidential Variable Annuities Summary of the PBR Actuarial Report be filed with the state of domicile by April 1? NO

AUGUST FILING


- 48. Will Management's Report of Internal Control Over Financial Reporting be filed with the state of domicile by August 1? YES

Explanations:

- 10.
- 11.
- 12.
- 13.
- 16.
- 17.
- 18.
- 19.
- 20.
- 21.
- 24.
- 25.
- 26.
- 28.
- 30.
- 31.
- 32.
- 33.
- 38.
- 39.
- 41.
- 42.
- 44.
- 47.


Bar Codes:

- 10. SIS Stockholder Information Supplement [Document Identifier 420]
- 11. Medicare Supplement Insurance Experience Exhibit [Document Identifier 360]
- 12. Trusteed Surplus Statement [Document Identifier 490]
- 13. Participating Opinion for Exhibit 5 [Document Identifier 371]
- 16. Actuarial Opinion on Separate Accounts Funding Guaranteed Minimum Benefit [Document Identifier 443]
- 17. Actuarial Opinion on Synthetic Guaranteed Investment Contracts [Document Identifier 444]
- 18. Reasonableness of Assumptions Certification required by Actuarial Guideline XXXV [Document Identifier 445]
- 19. Reasonableness and Consistency of Assumptions Certification required by Actuarial Guideline XXXV [Document Identifier 446]
- 20. Reasonableness of Assumptions Certification for Implied Guaranteed Rate Method required by Actuarial Guideline XXXVI [Document Identifier 447]
- 21. Reasonableness and Consistency of Assumptions Certification required by Actuarial Guideline XXXVI [Document Identifier 448]
- 24. C-3 RBC Certifications Required Under C-3 Phase II [Document Identifier 451]



SUPPLEMENTAL EXHIBITS AND SCHEDULES INTERROGATORIES

- 25. Actuarial Certifications Related to Annuity Nonforfeiture Ongoing Compliance for Equity Indexed Annuities [Document Identifier 452]
- 26. Modified Guaranteed Annuity Model Regulation [Document Identifier 453]
- 28. Workers' Compensation Carve-Out Supplement [Document Identifier 495]
- 30. Medicare Part D Coverage Supplement [Document Identifier 365]
- 31. Relief from the five-year rotation requirement for lead audit partner [Document Identifier 224]
- 32. Relief from the one-year cooling off period for independent CPA [Document Identifier 225]
- 33. Relief from the Requirements for Audit Committees [Document Identifier 226]
- 38. Long-Term Care Experience Reporting Forms [Document Identifier 306]
- 39. Credit Insurance Experience Exhibit [Document Identifier 230]
- 41. Supplemental Health Care Exhibit (Parts 1 and 2) [Document Identifier 216]
- 42. Actuarial Memorandum Required by Actuarial Guideline XXXVIII 8D [Document Identifier 435]
- 44. Variable Annuities Supplement [Document Identifier 286]
- 47. Variable Annuities Summary of the PBR Actuarial Report [Document Identifier 459]



OVERFLOW PAGE FOR WRITE-INS

Additional Write-ins for Summary of Operations Line 8.3

	1 Current Year	2 Prior Year
08.304. Administrative Charges	537,362	484,991
08.305. VUL Gain (Loss)	226,089	25,874
08.397. Summary of remaining write-ins for Line 8.3 from overflow page	763,451	510,865

Additional Write-ins for Summary of Operations Line 27

	1 Current Year	2 Prior Year
2704. Fines and Penalties	6,000	0
2797. Summary of remaining write-ins for Line 27 from overflow page	6,000	0

ANNUAL STATEMENT FOR THE YEAR 2023 OF AUGUSTAR LIFE ASSURANCE CORPORATION
OVERFLOW PAGE FOR WRITE-INS

Additional Write-ins for Analysis of Operations - Summary Line 8.3

	1	2	3	4	5	6	7	8	9
	Total	Individual Life	Group Life	Individual Annuities	Group Annuities	Accident and Health	Fraternal	Other Lines of Business	YRT Mortality Risk Only
08.304. Administrative Charges	537,362	539,557	0	(71)	0	(2,124)	0	0	0
08.305. VUL Gain (Loss)	226,089	226,089	0	0	0	0	0	0	0
08.397. Summary of remaining write-ins for Line 8.3 from overflow page	763,451	765,646	0	(71)	0	(2,124)	0	0	0

Additional Write-ins for Analysis of Operations - Summary Line 27

	1	2	3	4	5	6	7	8	9
	Total	Individual Life	Group Life	Individual Annuities	Group Annuities	Accident and Health	Fraternal	Other Lines of Business	YRT Mortality Risk Only
2704. Fines and Penalties	6,000	0	0	0	0	0	0	6,000	0
2797. Summary of remaining write-ins for Line 27 from overflow page	6,000	0	0	0	0	0	0	6,000	0

Additional Write-ins for Analysis of Operations - Individual Life Insurance Line 8.3

	1	2	3	4	5	6	7	8	9	10	11	12
	Total	Industrial Life	Whole Life	Term Life	Indexed Life	Universal Life	Universal Life With Secondary Guarantees	Variable Life	Variable Universal Life	Credit Life (c)	Other Individual Life	YRT Mortality Risk Only
08.304. Administrative Charges	539,557	0	3,431	34,894	(4,939)	3,798	(36,503)	0	538,876	0	0	0
08.305. VUL Gain (Loss)	226,089	0	0	0	0	0	0	0	226,089	0	0	0
08.397. Summary of remaining write-ins for Line 8.3 from overflow page	765,646	0	3,431	34,894	(4,939)	3,798	(36,503)	0	764,965	0	0	0

ANNUAL STATEMENT FOR THE YEAR 2023 OF AUGUSTAR LIFE ASSURANCE CORPORATION

SUMMARY INVESTMENT SCHEDULE

Investment Categories	Gross Investment Holdings		Admitted Assets as Reported in the Annual Statement			
	1 Amount	2 Percentage of Column 1 Line 13	3 Amount	4 Securities Lending Reinvested Collateral Amount	5 Total (Col. 3 + 4) Amount	6 Percentage of Column 5 Line 13
1. Long-Term Bonds (Schedule D, Part 1):						
1.01 U.S. governments	61,120,562	2.178	61,120,562	0	61,120,562	2.178
1.02 All other governments	8,976,033	0.320	8,976,033	0	8,976,033	0.320
1.03 U.S. states, territories and possessions, etc. guaranteed	208,946,643	7.445	208,946,643	0	208,946,643	7.445
1.04 U.S. political subdivisions of states, territories, and possessions, guaranteed	2,511,338	0.089	2,511,338	0	2,511,338	0.089
1.05 U.S. special revenue and special assessment obligations, etc. non-guaranteed	49,852,015	1.776	49,852,015	0	49,852,015	1.776
1.06 Industrial and miscellaneous	1,712,401,237	61.016	1,712,401,237	5,500,000	1,717,901,237	61.212
1.07 Hybrid securities	2,000,000	0.071	2,000,000	0	2,000,000	0.071
1.08 Parent, subsidiaries and affiliates	0	0.000	0	0	0	0.000
1.09 SVO identified funds	0	0.000	0	0	0	0.000
1.10 Unaffiliated bank loans	0	0.000	0	0	0	0.000
1.11 Unaffiliated certificates of deposit	0	0.000	0	0	0	0.000
1.12 Total long-term bonds	2,045,807,828	72.896	2,045,807,828	5,500,000	2,051,307,828	73.092
2. Preferred stocks (Schedule D, Part 2, Section 1):						
2.01 Industrial and miscellaneous (Unaffiliated)	16,711,200	0.595	16,711,200	0	16,711,200	0.595
2.02 Parent, subsidiaries and affiliates	0	0.000	0	0	0	0.000
2.03 Total preferred stocks	16,711,200	0.595	16,711,200	0	16,711,200	0.595
3. Common stocks (Schedule D, Part 2, Section 2):						
3.01 Industrial and miscellaneous Publicly traded (Unaffiliated)	0	0.000	0	0	0	0.000
3.02 Industrial and miscellaneous Other (Unaffiliated)	18,325,933	0.653	18,325,933	0	18,325,933	0.653
3.03 Parent, subsidiaries and affiliates Publicly traded	0	0.000	0	0	0	0.000
3.04 Parent, subsidiaries and affiliates Other	0	0.000	0	0	0	0.000
3.05 Mutual funds	0	0.000	0	0	0	0.000
3.06 Unit investment trusts	0	0.000	0	0	0	0.000
3.07 Closed-end funds	0	0.000	0	0	0	0.000
3.08 Exchange traded funds	0	0.000	0	0	0	0.000
3.09 Total common stocks	18,325,933	0.653	18,325,933	0	18,325,933	0.653
4. Mortgage loans (Schedule B):						
4.01 Farm mortgages	0	0.000	0	0	0	0.000
4.02 Residential mortgages	817,505	0.029	817,505	0	817,505	0.029
4.03 Commercial mortgages	462,269,759	16.472	462,269,759	0	462,269,759	16.472
4.04 Mezzanine real estate loans	0	0.000	0	0	0	0.000
4.05 Total valuation allowance	0	0.000	0	0	0	0.000
4.06 Total mortgage loans	463,087,264	16.501	463,087,264	0	463,087,264	16.501
5. Real estate (Schedule A):						
5.01 Properties occupied by company	0	0.000	0	0	0	0.000
5.02 Properties held for production of income	0	0.000	0	0	0	0.000
5.03 Properties held for sale	0	0.000	0	0	0	0.000
5.04 Total real estate	0	0.000	0	0	0	0.000
6. Cash, cash equivalents and short-term investments:						
6.01 Cash (Schedule E, Part 1)	16,000,325	0.570	16,000,326	0	16,000,326	0.570
6.02 Cash equivalents (Schedule E, Part 2)	0	0.000	0	47,348,712	47,348,712	1.687
6.03 Short-term investments (Schedule DA)	0	0.000	0	13,691,164	13,691,164	0.488
6.04 Total cash, cash equivalents and short-term investments	16,000,325	0.570	16,000,326	61,039,876	77,040,202	2.745
7. Contract loans	129,952,984	4.630	129,952,984	0	129,952,984	4.630
8. Derivatives (Schedule DB)	6,521,487	0.232	6,521,487	0	6,521,487	0.232
9. Other invested assets (Schedule BA)	42,770,524	1.524	42,770,524	0	42,770,524	1.524
10. Receivables for securities	756,910	0.027	756,910	0	756,910	0.027
11. Securities Lending (Schedule DL, Part 1).....	66,539,878	2.371	66,539,878	XXX	XXX	XXX
12. Other invested assets (Page 2, Line 11)	0	0.000	0	0	0	0.000
13. Total invested assets	2,806,474,333	100.000	2,806,474,334	66,539,876	2,806,474,332	100.000

ANNUAL STATEMENT FOR THE YEAR 2023 OF AUGUSTAR LIFE ASSURANCE CORPORATION

SCHEDULE A - VERIFICATION BETWEEN YEARS

Real Estate

1.	Book/adjusted carrying value, December 31 of prior year	
2.	Cost of acquired:	
2.1	Actual cost at time of acquisition (Part 2, Column 6)	
2.2	Additional investment made after acquisition (Part 2, Column 9)	
3.	Current year change in encumbrances:	
3.1	Totals, Part 1, Column 13	
3.2	Totals, Part 3, Column 11	
4.	Total gain (loss) on disposals, Part 3, Column 18	
5.	Deduct amounts received on disposals, Part 3, Column 15	
6.	Total foreign exchange change in book/adjusted carrying value:	
6.1	Totals, Part 1, Column 15	
6.2	Totals, Part 3, Column 13	
7.	Deduct current year's other than temporary impairment recognized:	
7.1	Totals, Part 1, Column 12	
7.2	Totals, Part 3, Column 10	
8.	Deduct current year's depreciation:	
8.1	Totals, Part 1, Column 11	
8.2	Totals, Part 3, Column 9	
9.	Book/adjusted carrying value at the end of current period (Lines 1+2+3+4-5+6-7-8)	
10.	Deduct total nonadmitted amounts	
11.	Statement value at end of current period (Line 9 minus Line 10)	

NONE

SCHEDULE B - VERIFICATION BETWEEN YEARS

Mortgage Loans

1.	Book value/recorded investment excluding accrued interest, December 31 of prior year	452,169,616
2.	Cost of acquired:	
2.1	Actual cost at time of acquisition (Part 2, Column 7)	53,320,000
2.2	Additional investment made after acquisition (Part 2, Column 8)	0
		53,320,000
3.	Capitalized deferred interest and other:	
3.1	Totals, Part 1, Column 12	0
3.2	Totals, Part 3, Column 11	0
		0
4.	Accrual of discount	0
5.	Unrealized valuation increase/(decrease):	
5.1	Totals, Part 1, Column 9	0
5.2	Totals, Part 3, Column 8	0
		0
6.	Total gain (loss) on disposals, Part 3, Column 18	0
7.	Deduct amounts received on disposals, Part 3, Column 15	42,402,355
8.	Deduct amortization of premium and mortgage interest points and commitment fees	0
9.	Total foreign exchange change in book value/recorded investment excluding accrued interest:	
9.1	Totals, Part 1, Column 13	0
9.2	Totals, Part 3, Column 13	0
		0
10.	Deduct current year's other than temporary impairment recognized:	
10.1	Totals, Part 1, Column 11	0
10.2	Totals, Part 3, Column 10	0
		0
11.	Book value/recorded investment excluding accrued interest at end of current period (Lines 1+2+3+4+5+6-7-8+9-10)	463,087,261
12.	Total valuation allowance	0
13.	Subtotal (Line 11 plus 12)	463,087,261
14.	Deduct total nonadmitted amounts	0
15.	Statement value of mortgages owned at end of current period (Line 13 minus Line 14)	463,087,261

ANNUAL STATEMENT FOR THE YEAR 2023 OF AUGUSTAR LIFE ASSURANCE CORPORATION

SCHEDULE BA - VERIFICATION BETWEEN YEARS

Other Long-Term Invested Assets

1.	Book/adjusted carrying value, December 31 of prior year	37,712,761
2.	Cost of acquired:	
	2.1 Actual cost at time of acquisition (Part 2, Column 8)	664,404
	2.2 Additional investment made after acquisition (Part 2, Column 9)	5,234,212
		5,898,616
3.	Capitalized deferred interest and other:	
	3.1 Totals, Part 1, Column 16	0
	3.2 Totals, Part 3, Column 12	0
		0
4.	Accrual of discount	2,853
5.	Unrealized valuation increase/(decrease):	
	5.1 Totals, Part 1, Column 13	87,656
	5.2 Totals, Part 3, Column 9	0
		87,656
6.	Total gain (loss) on disposals, Part 3, Column 19	0
7.	Deduct amounts received on disposals, Part 3, Column 16	900,414
8.	Deduct amortization of premium and depreciation	30,949
9.	Total foreign exchange change in book/adjusted carrying value:	
	9.1 Totals, Part 1, Column 17	0
	9.2 Totals, Part 3, Column 14	0
		0
10.	Deduct current year's other than temporary impairment recognized:	
	10.1 Totals, Part 1, Column 15	0
	10.2 Totals, Part 3, Column 11	0
		0
11.	Book/adjusted carrying value at end of current period (Lines 1+2+3+4+5+6-7-8+9-10)	42,770,523
12.	Deduct total nonadmitted amounts	0
13.	Statement value at end of current period (Line 11 minus Line 12)	42,770,523

SCHEDULE D - VERIFICATION BETWEEN YEARS

Bonds and Stocks

1.	Book/adjusted carrying value, December 31 of prior year	2,034,303,304
2.	Cost of bonds and stocks acquired, Part 3, Column 7	187,588,174
3.	Accrual of discount	1,006,761
4.	Unrealized valuation increase/(decrease):	
	4.1. Part 1, Column 12	(26,543)
	4.2. Part 2, Section 1, Column 15	182,400
	4.3. Part 2, Section 2, Column 13	(188,056)
	4.4. Part 4, Column 11	4,118
		(28,081)
5.	Total gain (loss) on disposals, Part 4, Column 19	(2,815,536)
6.	Deduction consideration for bonds and stocks disposed of, Part 4, Column 7	136,955,707
7.	Deduct amortization of premium	1,694,099
8.	Total foreign exchange change in book/adjusted carrying value:	
	8.1. Part 1, Column 15	0
	8.2. Part 2, Section 1, Column 19	0
	8.3. Part 2, Section 2, Column 16	0
	8.4. Part 4, Column 15	0
		0
9.	Deduct current year's other than temporary impairment recognized:	
	9.1. Part 1, Column 14	21,536
	9.2. Part 2, Section 1, Column 17	0
	9.3. Part 2, Section 2, Column 14	0
	9.4. Part 4, Column 13	2,067
		23,603
10.	Total investment income recognized as a result of prepayment penalties and/or acceleration fees, Note 5Q, Line 2	(536,242)
11.	Book/adjusted carrying value at end of current period (Lines 1+2+3+4+5-6-7+8-9+10)	2,080,844,971
12.	Deduct total nonadmitted amounts	0
13.	Statement value at end of current period (Line 11 minus Line 12)	2,080,844,971

ANNUAL STATEMENT FOR THE YEAR 2023 OF AUGUSTAR LIFE ASSURANCE CORPORATION

SCHEDULE D - SUMMARY BY COUNTRY

Long-Term Bonds and Stocks OWNED December 31 of Current Year

Description		1 Book/Adjusted Carrying Value	2 Fair Value	3 Actual Cost	4 Par Value of Bonds
BONDS					
Governments (Including all obligations guaranteed by governments)	1. United States	61,120,562	60,344,867	61,506,504	61,701,554
	2. Canada	0	0	0	0
	3. Other Countries	8,976,034	7,721,980	8,972,560	9,000,000
	4. Totals	70,096,596	68,066,847	70,479,064	70,701,554
U.S. States, Territories and Possessions (Direct and guaranteed)	5. Totals	208,946,643	182,170,882	209,447,528	208,849,794
U.S. Political Subdivisions of States, Territories and Possessions (Direct and guaranteed)	6. Totals	2,511,338	2,493,412	2,578,303	2,490,000
U.S. Special Revenue and Special Assessment Obligations and all Non- Guaranteed Obligations of Agencies and Authorities of Governments and their Political Subdivisions	7. Totals	49,852,015	49,939,922	49,954,573	51,874,830
Industrial and Miscellaneous, SVO Identified Funds, Unaffiliated Bank Loans, Unaffiliated Certificates of Deposit and Hybrid Securities (unaffiliated)	8. United States	1,361,386,626	1,193,379,163	1,364,702,629	1,341,172,849
	9. Canada	61,578,944	57,528,998	61,619,966	60,412,498
	10. Other Countries	291,435,669	269,843,306	291,379,356	291,155,391
	11. Totals	1,714,401,239	1,520,751,467	1,717,701,951	1,692,740,738
Parent, Subsidiaries and Affiliates	12. Totals	0	0	0	0
	13. Total Bonds	2,045,807,831	1,823,422,530	2,050,161,419	2,026,656,916
PREFERRED STOCKS					
Industrial and Miscellaneous (unaffiliated)	14. United States	16,711,200	14,908,840	17,000,000	
	15. Canada	0	0	0	
	16. Other Countries	0	0	0	
	17. Totals	16,711,200	14,908,840	17,000,000	
Parent, Subsidiaries and Affiliates	18. Totals	0	0	0	
	19. Total Preferred Stocks	16,711,200	14,908,840	17,000,000	
COMMON STOCKS					
Industrial and Miscellaneous (unaffiliated), Mutual Funds, Unit Investment Trusts, Closed-End Funds and Exchange Traded Funds	20. United States	18,325,933	18,325,933	18,513,989	
	21. Canada	0	0	0	
	22. Other Countries	0	0	0	
	23. Totals	18,325,933	18,325,933	18,513,989	
Parent, Subsidiaries and Affiliates	24. Totals	0	0	0	
	25. Total Common Stocks	18,325,933	18,325,933	18,513,989	
	26. Total Stocks	35,037,133	33,234,773	35,513,989	
	27. Total Bonds and Stocks	2,080,844,964	1,856,657,303	2,085,675,408	

ANNUAL STATEMENT FOR THE YEAR 2023 OF AUGUSTAR LIFE ASSURANCE CORPORATION

SCHEDULE D - PART 1A - SECTION 1

Quality and Maturity Distribution of All Bonds Owned December 31, at Book/Adjusted Carrying Values by Major Types of Issues and NAIC Designations

NAIC Designation	1 1 Year or Less	2 Over 1 Year Through 5 Years	3 Over 5 Years Through 10 Years	4 Over 10 Years Through 20 Years	5 Over 20 Years	6 No Maturity Date	7 Total Current Year	8 Col. 7 as a % of Line 12.7	9 Total from Col. 7 Prior Year	10 % From Col. 8 Prior Year	11 Total Publicly Traded	12 Total Privately Placed (a)
1. U.S. Governments												
1.1 NAIC 1	7,856,716	26,577,951	17,976,525	8,673,903	35,466	XXX	61,120,561	3.0	25,819,526	1.3	59,820,274	1,300,287
1.2 NAIC 2	0	0	0	0	0	XXX	0	0.0	0	0.0	0	0
1.3 NAIC 3	0	0	0	0	0	XXX	0	0.0	0	0.0	0	0
1.4 NAIC 4	0	0	0	0	0	XXX	0	0.0	0	0.0	0	0
1.5 NAIC 5	0	0	0	0	0	XXX	0	0.0	0	0.0	0	0
1.6 NAIC 6	0	0	0	0	0	XXX	0	0.0	0	0.0	0	0
1.7 Totals	7,856,716	26,577,951	17,976,525	8,673,903	35,466	XXX	61,120,561	3.0	25,819,526	1.3	59,820,274	1,300,287
2. All Other Governments												
2.1 NAIC 1	1,000,000	0	0	0	0	XXX	1,000,000	0.0	1,000,000	0.0	0	1,000,000
2.2 NAIC 2	0	0	0	7,976,034	0	XXX	7,976,034	0.4	7,974,138	0.4	7,976,034	0
2.3 NAIC 3	0	0	0	0	0	XXX	0	0.0	0	0.0	0	0
2.4 NAIC 4	0	0	0	0	0	XXX	0	0.0	0	0.0	0	0
2.5 NAIC 5	0	0	0	0	0	XXX	0	0.0	0	0.0	0	0
2.6 NAIC 6	0	0	0	0	0	XXX	0	0.0	0	0.0	0	0
2.7 Totals	1,000,000	0	0	7,976,034	0	XXX	8,976,034	0.4	8,974,138	0.4	7,976,034	1,000,000
3. U.S. States, Territories and Possessions etc., Guaranteed												
3.1 NAIC 1	2,838,507	33,900,333	45,402,276	62,293,376	43,382,151	XXX	187,816,643	9.2	215,246,200	10.7	185,807,075	2,009,568
3.2 NAIC 2	0	7,519,072	1,066,057	11,044,871	1,500,000	XXX	21,130,000	1.0	23,180,000	1.2	21,130,000	0
3.3 NAIC 3	0	0	0	0	0	XXX	0	0.0	0	0.0	0	0
3.4 NAIC 4	0	0	0	0	0	XXX	0	0.0	0	0.0	0	0
3.5 NAIC 5	0	0	0	0	0	XXX	0	0.0	0	0.0	0	0
3.6 NAIC 6	0	0	0	0	0	XXX	0	0.0	0	0.0	0	0
3.7 Totals	2,838,507	41,419,405	46,468,333	73,338,247	44,882,151	XXX	208,946,643	10.2	238,426,200	11.9	206,937,075	2,009,568
4. U.S. Political Subdivisions of States, Territories and Possessions , Guaranteed												
4.1 NAIC 1	230,360	835,978	0	1,445,000	0	XXX	2,511,338	0.1	3,472,159	0.2	2,511,338	0
4.2 NAIC 2	0	0	0	0	0	XXX	0	0.0	0	0.0	0	0
4.3 NAIC 3	0	0	0	0	0	XXX	0	0.0	0	0.0	0	0
4.4 NAIC 4	0	0	0	0	0	XXX	0	0.0	0	0.0	0	0
4.5 NAIC 5	0	0	0	0	0	XXX	0	0.0	0	0.0	0	0
4.6 NAIC 6	0	0	0	0	0	XXX	0	0.0	0	0.0	0	0
4.7 Totals	230,360	835,978	0	1,445,000	0	XXX	2,511,338	0.1	3,472,159	0.2	2,511,338	0
5. U.S. Special Revenue & Special Assessment Obligations, etc., Non-Guaranteed												
5.1 NAIC 1	5,889,907	19,023,928	21,682,346	2,745,833	0	XXX	49,342,014	2.4	20,812,303	1.0	46,490,228	2,851,786
5.2 NAIC 2	195,000	315,000	0	0	0	XXX	510,000	0.0	685,000	0.0	0	510,000
5.3 NAIC 3	0	0	0	0	0	XXX	0	0.0	0	0.0	0	0
5.4 NAIC 4	0	0	0	0	0	XXX	0	0.0	0	0.0	0	0
5.5 NAIC 5	0	0	0	0	0	XXX	0	0.0	0	0.0	0	0
5.6 NAIC 6	0	0	0	0	0	XXX	0	0.0	0	0.0	0	0
5.7 Totals	6,084,907	19,338,928	21,682,346	2,745,833	0	XXX	49,852,014	2.4	21,497,303	1.1	46,490,228	3,361,786

S105

ANNUAL STATEMENT FOR THE YEAR 2023 OF AUGUSTAR LIFE ASSURANCE CORPORATION

SCHEDULE D - PART 1A - SECTION 1 (Continued)

Quality and Maturity Distribution of All Bonds Owned December 31, at Book/Adjusted Carrying Values by Major Types of Issues and NAIC Designations

NAIC Designation	1 1 Year or Less	2 Over 1 Year Through 5 Years	3 Over 5 Years Through 10 Years	4 Over 10 Years Through 20 Years	5 Over 20 Years	6 No Maturity Date	7 Total Current Year	8 Col. 7 as a % of Line 12.7	9 Total from Col. 7 Prior Year	10 % From Col. 8 Prior Year	11 Total Publicly Traded	12 Total Privately Placed (a)
6. Industrial & Miscellaneous (Unaffiliated)												
6.1 NAIC 1	44,732,740	264,903,665	194,226,091	134,352,166	138,859,252	XXX	777,073,914	38.0	736,141,549	36.8	282,849,569	494,224,345
6.2 NAIC 2	50,747,649	299,807,402	258,697,754	121,484,173	160,802,166	XXX	891,539,144	43.6	898,986,060	44.9	399,792,220	491,746,924
6.3 NAIC 3	1,278,922	15,855,977	10,611,524	279,184	7,500,650	XXX	35,526,257	1.7	53,954,654	2.7	18,831,031	16,695,226
6.4 NAIC 4	142,807	4,617,866	978,592	54,996	0	XXX	5,794,261	0.3	9,979,762	0.5	1,449,809	4,344,452
6.5 NAIC 5	0	1,951,680	250,000	0	0	XXX	2,201,680	0.1	2,018,636	0.1	1,951,680	250,000
6.6 NAIC 6	0	73,153	192,830	0	0	XXX	265,983	0.1	1,200,977	0.1	76,118	189,865
6.7 Totals	96,902,118	587,209,743	464,956,791	256,170,519	307,162,068	XXX	1,712,401,239	83.7	1,702,281,638	85.0	704,950,427	1,007,450,812
7. Hybrid Securities												
7.1 NAIC 1	0	0	0	0	0	XXX	0	0.0	0	0.0	0	0
7.2 NAIC 2	2,000,000	0	0	0	0	XXX	2,000,000	0.1	2,000,000	0.1	2,000,000	0
7.3 NAIC 3	0	0	0	0	0	XXX	0	0.0	0	0.0	0	0
7.4 NAIC 4	0	0	0	0	0	XXX	0	0.0	0	0.0	0	0
7.5 NAIC 5	0	0	0	0	0	XXX	0	0.0	0	0.0	0	0
7.6 NAIC 6	0	0	0	0	0	XXX	0	0.0	0	0.0	0	0
7.7 Totals	2,000,000	0	0	0	0	XXX	2,000,000	0.1	2,000,000	0.1	2,000,000	0
8. Parent, Subsidiaries and Affiliates												
8.1 NAIC 1	0	0	0	0	0	XXX	0	0.0	0	0.0	0	0
8.2 NAIC 2	0	0	0	0	0	XXX	0	0.0	0	0.0	0	0
8.3 NAIC 3	0	0	0	0	0	XXX	0	0.0	0	0.0	0	0
8.4 NAIC 4	0	0	0	0	0	XXX	0	0.0	0	0.0	0	0
8.5 NAIC 5	0	0	0	0	0	XXX	0	0.0	0	0.0	0	0
8.6 NAIC 6	0	0	0	0	0	XXX	0	0.0	0	0.0	0	0
8.7 Totals	0	0	0	0	0	XXX	0	0.0	0	0.0	0	0
9. SVO Identified Funds												
9.1 NAIC 1	XXX	XXX	XXX	XXX	XXX	0	0	0.0	0	0.0	0	0
9.2 NAIC 2	XXX	XXX	XXX	XXX	XXX	0	0	0.0	0	0.0	0	0
9.3 NAIC 3	XXX	XXX	XXX	XXX	XXX	0	0	0.0	0	0.0	0	0
9.4 NAIC 4	XXX	XXX	XXX	XXX	XXX	0	0	0.0	0	0.0	0	0
9.5 NAIC 5	XXX	XXX	XXX	XXX	XXX	0	0	0.0	0	0.0	0	0
9.6 NAIC 6	XXX	XXX	XXX	XXX	XXX	0	0	0.0	0	0.0	0	0
9.7 Totals	XXX	XXX	XXX	XXX	XXX	0	0	0.0	0	0.0	0	0
10. Unaffiliated Bank Loans												
10.1 NAIC 1	0	0	0	0	0	XXX	0	0.0	0	0.0	0	0
10.2 NAIC 2	0	0	0	0	0	XXX	0	0.0	0	0.0	0	0
10.3 NAIC 3	0	0	0	0	0	XXX	0	0.0	0	0.0	0	0
10.4 NAIC 4	0	0	0	0	0	XXX	0	0.0	0	0.0	0	0
10.5 NAIC 5	0	0	0	0	0	XXX	0	0.0	0	0.0	0	0
10.6 NAIC 6	0	0	0	0	0	XXX	0	0.0	0	0.0	0	0
10.7 Totals	0	0	0	0	0	XXX	0	0.0	0	0.0	0	0
11. Unaffiliated Certificates of Deposit												
11.1 NAIC 1	0	0	0	0	0	XXX	0	0.0	0	0.0	0	0
11.2 NAIC 2	0	0	0	0	0	XXX	0	0.0	0	0.0	0	0
11.3 NAIC 3	0	0	0	0	0	XXX	0	0.0	0	0.0	0	0
11.4 NAIC 4	0	0	0	0	0	XXX	0	0.0	0	0.0	0	0
11.5 NAIC 5	0	0	0	0	0	XXX	0	0.0	0	0.0	0	0
11.6 NAIC 6	0	0	0	0	0	XXX	0	0.0	0	0.0	0	0
11.7 Totals	0	0	0	0	0	XXX	0	0.0	0	0.0	0	0

ANNUAL STATEMENT FOR THE YEAR 2023 OF AUGUSTAR LIFE ASSURANCE CORPORATION

SCHEDULE D - PART 1A - SECTION 1 (Continued)

Quality and Maturity Distribution of All Bonds Owned December 31, at Book/Adjusted Carrying Values by Major Types of Issues and NAIC Designations

NAIC Designation	1 1 Year or Less	2 Over 1 Year Through 5 Years	3 Over 5 Years Through 10 Years	4 Over 10 Years Through 20 Years	5 Over 20 Years	6 No Maturity Date	7 Total Current Year	8 Col. 7 as a % of Line 12.7	9 Total from Col. 7 Prior Year	10 % From Col. 8 Prior Year	11 Total Publicly Traded	12 Total Privately Placed (a)
12. Total Bonds Current Year												
12.1 NAIC 1	(d) 62,548,230	345,241,855	279,287,238	209,510,278	182,276,869	0	1,078,864,470	52.7	XXX	XXX	577,478,484	501,385,986
12.2 NAIC 2	(d) 52,942,649	307,641,474	259,763,811	140,505,078	162,302,166	0	923,155,178	45.1	XXX	XXX	430,898,254	492,256,924
12.3 NAIC 3	(d) 1,278,922	15,855,977	10,611,524	279,184	7,500,650	0	35,526,257	1.7	XXX	XXX	18,831,031	16,695,226
12.4 NAIC 4	(d) 142,807	4,617,866	978,592	54,996	0	0	5,794,261	0.3	XXX	XXX	1,449,809	4,344,452
12.5 NAIC 5	(d) 0	1,951,680	250,000	0	0	0	2,201,680	0.1	XXX	XXX	1,951,680	250,000
12.6 NAIC 6	(d) 0	73,153	192,830	0	0	0	265,983	0.0	XXX	XXX	76,118	189,865
12.7 Totals	116,912,608	675,382,005	551,083,995	350,349,536	352,079,685	0	(b) 2,045,807,829	100.0	XXX	XXX	1,030,685,376	1,015,122,453
12.8 Line 12.7 as a % of Col. 7	5.7	33.0	26.9	17.1	17.2	0.0	100.0	XXX	XXX	XXX	50.4	49.6
13. Total Bonds Prior Year												
13.1 NAIC 1	37,006,231	281,298,794	290,481,383	206,963,718	186,741,611	0	XXX	XXX	1,002,491,737	50.1	524,955,432	477,536,305
13.2 NAIC 2	30,665,309	284,841,586	288,109,749	160,838,885	168,369,669	0	XXX	XXX	932,825,198	46.6	424,966,756	507,858,442
13.3 NAIC 3	2,623,655	22,140,003	20,400,456	1,289,890	7,500,650	0	XXX	XXX	53,954,654	2.7	33,988,489	19,966,165
13.4 NAIC 4	975,153	4,980,601	3,925,935	98,073	0	0	XXX	XXX	9,979,762	0.5	6,893,414	3,086,348
13.5 NAIC 5	11,947	40,047	1,966,642	0	0	0	XXX	XXX	(c) 2,018,636	0.1	2,018,636	0
13.6 NAIC 6	0	73,667	220,227	0	907,083	0	XXX	XXX	(c) 1,200,977	0.1	104,029	1,096,948
13.7 Totals	71,282,295	593,374,698	605,104,392	369,190,566	363,519,013	0	XXX	XXX	(b) 2,002,470,964	100.0	992,926,756	1,009,544,208
13.8 Line 13.7 as a % of Col. 9	3.6	29.6	30.2	18.4	18.2	0.0	XXX	XXX	100.0	XXX	49.6	50.4
14. Total Publicly Traded Bonds												
14.1 NAIC 1	19,761,236	128,242,782	141,730,380	146,034,186	141,709,901	0	577,478,485	28.2	524,955,432	26.2	577,478,485	XXX
14.2 NAIC 2	14,711,702	78,077,515	103,804,966	84,233,561	150,070,509	0	430,898,253	21.1	424,966,756	21.2	430,898,253	XXX
14.3 NAIC 3	59,211	8,163,763	3,066,562	40,845	7,500,650	0	18,831,031	0.9	33,988,489	1.7	18,831,031	XXX
14.4 NAIC 4	32,084	1,141,835	220,894	54,996	0	0	1,449,809	0.1	6,893,414	0.3	1,449,809	XXX
14.5 NAIC 5	0	1,951,680	0	0	0	0	1,951,680	0.1	2,018,636	0.1	1,951,680	XXX
14.6 NAIC 6	0	73,153	2,965	0	0	0	76,118	0.0	104,029	0.0	76,118	XXX
14.7 Totals	34,564,233	217,650,728	248,825,767	230,363,588	299,281,060	0	1,030,685,376	50.4	992,926,756	49.6	1,030,685,376	XXX
14.8 Line 14.7 as a % of Col. 7	3.4	21.1	24.1	22.4	29.0	0.0	100.0	XXX	XXX	XXX	100.0	XXX
14.9 Line 14.7 as a % of Line 12.7, Col. 7, Section 12	1.7	10.6	12.2	11.3	14.6	0.0	50.4	XXX	XXX	XXX	50.4	XXX
15. Total Privately Placed Bonds												
15.1 NAIC 1	42,786,994	216,999,073	137,556,858	63,476,092	40,566,968	0	501,385,985	24.5	477,536,305	23.8	XXX	501,385,985
15.2 NAIC 2	38,230,947	229,563,959	155,958,845	56,271,517	12,231,657	0	492,256,925	24.1	507,858,442	25.4	XXX	492,256,925
15.3 NAIC 3	1,219,711	7,692,214	7,544,962	238,339	0	0	16,695,226	0.8	19,966,165	1.0	XXX	16,695,226
15.4 NAIC 4	110,723	3,476,031	757,698	0	0	0	4,344,452	0.2	3,086,348	0.2	XXX	4,344,452
15.5 NAIC 5	0	0	250,000	0	0	0	250,000	0.0	0	0.0	XXX	250,000
15.6 NAIC 6	0	0	189,865	0	0	0	189,865	0.0	1,096,948	0.1	XXX	189,865
15.7 Totals	82,348,375	457,731,277	302,258,228	119,985,948	52,798,625	0	1,015,122,453	49.6	1,009,544,208	50.4	XXX	1,015,122,453
15.8 Line 15.7 as a % of Col. 7	8.1	45.1	29.8	11.8	5.2	0.0	100.0	XXX	XXX	XXX	XXX	100.0
15.9 Line 15.7 as a % of Line 12.7, Col. 7, Section 12	4.0	22.4	14.8	5.9	2.6	0.0	49.6	XXX	XXX	XXX	XXX	49.6

(a) Includes \$ 404,712,870 freely tradable under SEC Rule 144 or qualified for resale under SEC Rule 144A.

(b) Includes \$ 0 current year of bonds with Z designations and \$ 6,000,000 prior year of bonds with Z designations. The letter "Z" means the NAIC designation was not assigned by the Securities Valuation Office (SVO) at the date of the statement.

(c) Includes \$ 0 current year, \$ 0 prior year of bonds with 5GI designations and \$ 0 current year, \$ 0 prior year of bonds with 6* designations. "5GI" means the NAIC designation was assigned by the (SVO) in reliance on the insurer's certification that the issuer is current in all principal and interest payments. "6*" means the NAIC designation was assigned by the SVO due to inadequate certification of principal and interest payments.

(d) Includes the following amount of short-term and cash equivalent bonds by NAIC designation: NAIC 1 \$ 0 ; NAIC 2 \$ 0 ; NAIC 3 \$ 0 ; NAIC 4 \$ 0 ; NAIC 5 \$ 0 ; NAIC 6 \$ 0

ANNUAL STATEMENT FOR THE YEAR 2023 OF AUGUSTAR LIFE ASSURANCE CORPORATION

SCHEDULE D - PART 1A - SECTION 2

Maturity Distribution of All Bonds Owned December 31, at Book/Adjusted Carrying Values by Major Type and Subtype of Issues

Distribution by Type	1 1 Year or Less	2 Over 1 Year Through 5 Years	3 Over 5 Years Through 10 Years	4 Over 10 Years Through 20 Years	5 Over 20 Years	6 No Maturity Date	7 Total Current Year	8 Col. 7 as a % of Line 12.09	9 Total from Col. 7 Prior Year	10 % From Col. 8 Prior Year	11 Total Publicly Traded	12 Total Privately Placed
1. U.S. Governments												
1.01 Issuer Obligations	175,019	2,128,439	3,553,539	0	0	XXX	5,856,997	0.3	5,792,689	0.3	4,556,709	1,300,288
1.02 Residential Mortgage-Backed Securities	5,873,916	18,783,562	10,400,354	3,983,122	0	XXX	39,040,954	1.9	1,839,512	0.1	39,040,954	0
1.03 Commercial Mortgage-Backed Securities	1,807,782	5,665,950	4,022,632	4,690,781	35,466	XXX	16,222,611	0.8	18,187,324	0.9	16,222,611	0
1.04 Other Loan-Backed and Structured Securities	0	0	0	0	0	XXX	0	0.0	0	0.0	0	0
1.05 Totals	7,856,717	26,577,951	17,976,525	8,673,903	35,466	XXX	61,120,562	3.0	25,819,525	1.3	59,820,274	1,300,288
2. All Other Governments												
2.01 Issuer Obligations	1,000,000	0	0	7,976,034	0	XXX	8,976,034	0.4	8,974,138	0.4	7,976,034	1,000,000
2.02 Residential Mortgage-Backed Securities	0	0	0	0	0	XXX	0	0.0	0	0.0	0	0
2.03 Commercial Mortgage-Backed Securities	0	0	0	0	0	XXX	0	0.0	0	0.0	0	0
2.04 Other Loan-Backed and Structured Securities	0	0	0	0	0	XXX	0	0.0	0	0.0	0	0
2.05 Totals	1,000,000	0	0	7,976,034	0	XXX	8,976,034	0.4	8,974,138	0.4	7,976,034	1,000,000
3. U.S. States, Territories and Possessions, Guaranteed												
3.01 Issuer Obligations	2,838,507	41,154,007	43,481,448	71,590,531	44,882,151	XXX	203,946,644	10.0	233,426,199	11.7	201,937,075	2,009,569
3.02 Residential Mortgage-Backed Securities	0	0	0	0	0	XXX	0	0.0	0	0.0	0	0
3.03 Commercial Mortgage-Backed Securities	0	0	0	0	0	XXX	0	0.0	0	0.0	0	0
3.04 Other Loan-Backed and Structured Securities	0	265,399	2,986,885	1,747,716	0	XXX	5,000,000	0.2	5,000,000	0.2	5,000,000	0
3.05 Totals	2,838,507	41,419,406	46,468,333	73,338,247	44,882,151	XXX	208,946,644	10.2	238,426,199	11.9	206,937,075	2,009,569
4. U.S. Political Subdivisions of States, Territories and Possessions, Guaranteed												
4.01 Issuer Obligations	230,360	835,978	0	1,445,000	0	XXX	2,511,338	0.1	3,472,159	0.2	2,511,338	0
4.02 Residential Mortgage-Backed Securities	0	0	0	0	0	XXX	0	0.0	0	0.0	0	0
4.03 Commercial Mortgage-Backed Securities	0	0	0	0	0	XXX	0	0.0	0	0.0	0	0
4.04 Other Loan-Backed and Structured Securities	0	0	0	0	0	XXX	0	0.0	0	0.0	0	0
4.05 Totals	230,360	835,978	0	1,445,000	0	XXX	2,511,338	0.1	3,472,159	0.2	2,511,338	0
5. U.S. Special Revenue & Special Assessment Obligations etc., Non-Guaranteed												
5.01 Issuer Obligations	579,644	2,002,644	779,498	0	0	XXX	3,361,786	0.2	3,911,079	0.2	0	3,361,786
5.02 Residential Mortgage-Backed Securities	5,505,263	17,336,284	20,902,848	2,745,833	0	XXX	46,490,228	2.3	17,152,055	0.9	46,490,228	0
5.03 Commercial Mortgage-Backed Securities	0	0	0	0	0	XXX	0	0.0	434,168	0.0	0	0
5.04 Other Loan-Backed and Structured Securities	0	0	0	0	0	XXX	0	0.0	0	0.0	0	0
5.05 Totals	6,084,907	19,338,928	21,682,346	2,745,833	0	XXX	49,852,014	2.4	21,497,302	1.1	46,490,228	3,361,786
6. Industrial and Miscellaneous												
6.01 Issuer Obligations	73,106,288	400,369,616	409,734,703	246,528,776	302,734,730	XXX	1,432,474,113	70.0	1,445,853,757	72.2	687,902,975	744,571,138
6.02 Residential Mortgage-Backed Securities	3,684,815	8,863,934	7,316,310	3,210,366	503,465	XXX	23,578,890	1.2	26,708,600	1.3	8,914,066	14,664,824
6.03 Commercial Mortgage-Backed Securities	2,787,702	11,340,775	0	4,102,398	0	XXX	18,230,875	0.9	16,297,025	0.8	3,877,326	14,353,549
6.04 Other Loan-Backed and Structured Securities	17,323,313	166,635,419	47,905,778	2,328,979	3,923,873	XXX	238,117,362	11.6	213,422,256	10.7	4,256,059	233,861,303
6.05 Totals	96,902,118	587,209,744	464,956,791	256,170,519	307,162,068	XXX	1,712,401,240	83.7	1,702,281,638	85.0	704,950,426	1,007,450,814
7. Hybrid Securities												
7.01 Issuer Obligations	2,000,000	0	0	0	0	XXX	2,000,000	0.1	2,000,000	0.1	2,000,000	0
7.02 Residential Mortgage-Backed Securities	0	0	0	0	0	XXX	0	0.0	0	0.0	0	0
7.03 Commercial Mortgage-Backed Securities	0	0	0	0	0	XXX	0	0.0	0	0.0	0	0
7.04 Other Loan-Backed and Structured Securities	0	0	0	0	0	XXX	0	0.0	0	0.0	0	0
7.05 Totals	2,000,000	0	0	0	0	XXX	2,000,000	0.1	2,000,000	0.1	2,000,000	0
8. Parent, Subsidiaries and Affiliates												
8.01 Issuer Obligations	0	0	0	0	0	XXX	0	0.0	0	0.0	0	0
8.02 Residential Mortgage-Backed Securities	0	0	0	0	0	XXX	0	0.0	0	0.0	0	0
8.03 Commercial Mortgage-Backed Securities	0	0	0	0	0	XXX	0	0.0	0	0.0	0	0
8.04 Other Loan-Backed and Structured Securities	0	0	0	0	0	XXX	0	0.0	0	0.0	0	0
8.05 Affiliated Bank Loans - Issued	0	0	0	0	0	XXX	0	0.0	0	0.0	0	0
8.06 Affiliated Bank Loans - Acquired	0	0	0	0	0	XXX	0	0.0	0	0.0	0	0
8.07 Totals	0	0	0	0	0	XXX	0	0.0	0	0.0	0	0

ANNUAL STATEMENT FOR THE YEAR 2023 OF AUGUSTAR LIFE ASSURANCE CORPORATION
SCHEDULE D - PART 1A - SECTION 2 (Continued)

Maturity Distribution of All Bonds Owned December 31, at Book/Adjusted Carrying Values by Major Type and Subtype of Issues

Distribution by Type	1 1 Year or Less	2 Over 1 Year Through 5 Years	3 Over 5 Years Through 10 Years	4 Over 10 Years Through 20 Years	5 Over 20 Years	6 No Maturity Date	7 Total Current Year	8 Col. 7 as a % of Line 12.09	9 Total from Col. 7 Prior Year	10 % From Col. 8 Prior Year	11 Total Publicly Traded	12 Total Privately Placed
9. SVO Identified Funds												
9.01 Exchange Traded Funds Identified by the SVO	XXX	XXX	XXX	XXX	XXX	0	0	0.0	0	0.0	0	0
10. Unaffiliated Bank Loans												
10.01 Unaffiliated Bank Loans - Issued	0	0	0	0	0	XXX	0	0.0	0	0.0	0	0
10.02 Unaffiliated Bank Loans - Acquired	0	0	0	0	0	XXX	0	0.0	0	0.0	0	0
10.03 Totals	0	0	0	0	0	XXX	0	0.0	0	0.0	0	0
11. Unaffiliated Certificates of Deposit												
11.01 Totals	0	0	0	0	0	XXX	0	0.0	0	0.0	0	0
12. Total Bonds Current Year												
12.01 Issuer Obligations	79,929,818	446,490,684	457,549,188	327,540,341	347,616,881	XXX	1,659,126,912	81.1	XXX	XXX	906,884,131	752,242,781
12.02 Residential Mortgage-Backed Securities	15,063,994	44,983,780	38,619,512	9,939,321	503,465	XXX	109,110,072	5.3	XXX	XXX	94,445,248	14,664,824
12.03 Commercial Mortgage-Backed Securities	4,595,484	17,006,725	4,022,632	8,793,179	35,466	XXX	34,453,486	1.7	XXX	XXX	20,099,937	14,353,549
12.04 Other Loan-Backed and Structured Securities	17,323,313	166,900,818	50,892,663	4,076,695	3,923,873	XXX	243,117,362	11.9	XXX	XXX	9,256,059	233,861,303
12.05 SVO Identified Funds	XXX	XXX	XXX	XXX	XXX	0	0	0.0	XXX	XXX	0	0
12.06 Affiliated Bank Loans	0	0	0	0	0	XXX	0	0.0	XXX	XXX	0	0
12.07 Unaffiliated Bank Loans	0	0	0	0	0	XXX	0	0.0	XXX	XXX	0	0
12.08 Unaffiliated Certificates of Deposit	0	0	0	0	0	XXX	0	0.0	XXX	XXX	0	0
12.09 Totals	116,912,609	675,382,007	551,083,995	350,349,536	352,079,685	0	2,045,807,832	100.0	XXX	XXX	1,030,685,375	1,015,122,457
12.10 Line 12.09 as a % of Col. 7	5.7	33.0	26.9	17.1	17.2	0.0	100.0	XXX	XXX	XXX	50.4	49.6
13. Total Bonds Prior Year												
13.01 Issuer Obligations	46,190,552	437,581,216	509,593,461	350,844,938	359,219,854	XXX	XXX	XXX	1,703,430,021	85.1	931,913,010	771,517,011
13.02 Residential Mortgage-Backed Securities	9,754,014	16,887,436	15,880,282	2,906,608	271,827	XXX	XXX	XXX	45,700,167	2.3	28,616,190	17,083,977
13.03 Commercial Mortgage-Backed Securities	3,027,286	18,180,346	3,979,107	9,690,255	41,523	XXX	XXX	XXX	34,918,517	1.7	22,437,951	12,480,566
13.04 Other Loan-Backed and Structured Securities	12,310,442	120,725,699	75,651,541	5,748,766	3,985,808	XXX	XXX	XXX	218,422,256	10.9	9,959,604	208,462,652
13.05 SVO Identified Funds	XXX	XXX	XXX	XXX	XXX	0	XXX	XXX	0	0.0	0	0
13.06 Affiliated Bank Loans	0	0	0	0	0	XXX	XXX	XXX	0	0.0	0	0
13.07 Unaffiliated Bank Loans	0	0	0	0	0	XXX	XXX	XXX	0	0.0	0	0
13.08 Unaffiliated Certificates of Deposit	0	0	0	0	0	XXX	XXX	XXX	0	0.0	0	0
13.09 Totals	71,282,294	593,374,697	605,104,391	369,190,567	363,519,012	0	XXX	XXX	2,002,470,961	100.0	992,926,755	1,009,544,206
13.10 Line 13.09 as a % of Col. 9	3.6	29.6	30.2	18.4	18.2	0.0	XXX	XXX	100.0	XXX	49.6	50.4
14. Total Publicly Traded Bonds												
14.01 Issuer Obligations	18,410,536	167,666,033	205,390,384	216,358,529	299,058,649	XXX	906,884,131	44.3	931,913,010	46.5	906,884,131	XXX
14.02 Residential Mortgage-Backed Securities	12,229,439	38,748,002	35,714,300	7,566,563	186,945	XXX	94,445,249	4.6	28,616,190	1.4	94,445,249	XXX
14.03 Commercial Mortgage-Backed Securities	1,807,782	9,543,276	4,022,632	4,690,781	35,466	XXX	20,099,937	1.0	22,437,951	1.1	20,099,937	XXX
14.04 Other Loan-Backed and Structured Securities	2,116,476	1,693,416	3,698,451	1,747,716	0	XXX	9,256,059	0.5	9,959,604	0.5	9,256,059	XXX
14.05 SVO Identified Funds	XXX	XXX	XXX	XXX	XXX	0	0	0.0	0	0.0	0	XXX
14.06 Affiliated Bank Loans	0	0	0	0	0	XXX	0	0.0	0	0.0	0	XXX
14.07 Unaffiliated Bank Loans	0	0	0	0	0	XXX	0	0.0	0	0.0	0	XXX
14.08 Unaffiliated Certificates of Deposit	0	0	0	0	0	XXX	0	0.0	0	0.0	0	XXX
14.09 Totals	34,564,233	217,650,727	248,825,767	230,363,589	299,281,060	0	1,030,685,376	50.4	992,926,755	49.6	1,030,685,376	XXX
14.10 Line 14.09 as a % of Col. 7	3.4	21.1	24.1	22.4	29.0	0.0	100.0	XXX	XXX	XXX	100.0	XXX
14.11 Line 14.09 as a % of Line 12.09, Col. 7, Section 12	1.7	10.6	12.2	11.3	14.6	0.0	50.4	XXX	XXX	XXX	50.4	XXX
15. Total Privately Placed Bonds												
15.01 Issuer Obligations	61,519,282	278,824,651	252,158,804	111,181,812	48,558,232	XXX	752,242,781	36.8	771,517,011	38.5	XXX	752,242,781
15.02 Residential Mortgage-Backed Securities	2,834,555	6,235,778	2,905,212	2,372,758	316,520	XXX	14,664,823	0.7	17,083,977	0.9	XXX	14,664,823
15.03 Commercial Mortgage-Backed Securities	2,787,702	7,463,449	0	4,102,398	0	XXX	14,353,549	0.7	12,480,566	0.6	XXX	14,353,549
15.04 Other Loan-Backed and Structured Securities	15,206,837	165,207,402	47,194,212	2,328,979	3,923,873	XXX	233,861,303	11.4	208,462,652	10.4	XXX	233,861,303
15.05 SVO Identified Funds	XXX	XXX	XXX	XXX	XXX	0	0	0.0	0	0.0	XXX	0
15.06 Affiliated Bank Loans	0	0	0	0	0	XXX	0	0.0	0	0.0	XXX	0
15.07 Unaffiliated Bank Loans	0	0	0	0	0	XXX	0	0.0	0	0.0	XXX	0
15.08 Unaffiliated Certificates of Deposit	0	0	0	0	0	XXX	0	0.0	0	0.0	XXX	0
15.09 Totals	82,348,376	457,731,280	302,258,228	119,985,947	52,798,625	0	1,015,122,456	49.6	1,009,544,206	50.4	XXX	1,015,122,456
15.10 Line 15.09 as a % of Col. 7	8.1	45.1	29.8	11.8	5.2	0.0	100.0	XXX	XXX	XXX	XXX	100.0
15.11 Line 15.09 as a % of Line 12.09, Col. 7, Section 12	4.0	22.4	14.8	5.9	2.6	0.0	49.6	XXX	XXX	XXX	XXX	49.6

6015

ANNUAL STATEMENT FOR THE YEAR 2023 OF AUGUSTAR LIFE ASSURANCE CORPORATION

SCHEDULE DA - VERIFICATION BETWEEN YEARS

Short-Term Investments

	1	2	3	4	5
	Total	Bonds	Mortgage Loans	Other Short-term Investment Assets (a)	Investments in Parent, Subsidiaries and Affiliates
1. Book/adjusted carrying value, December 31 of prior year					
2. Cost of short-term investments acquired					
3. Accrual of discount					
4. Unrealized valuation increase/(decrease)					
5. Total gain (loss) on disposals					
6. Deduct consideration received on disposals					
7. Deduct amortization of premium					
8. Total foreign exchange change in book/adjusted carrying value					
9. Deduct current year's other than temporary impairment recognized					
10. Book/adjusted carrying value at end of current period (Lines 1+2+3+4+5-6-7+8-9)					
11. Deduct total nonadmitted amounts					
12. Statement value at end of current period (Line 10 minus Line 11)					

NONE

(a) Indicate the category of such assets, for example, joint ventures, transportation equipment:

ANNUAL STATEMENT FOR THE YEAR 2023 OF AUGUSTAR LIFE ASSURANCE CORPORATION
SCHEDULE DB - PART A - VERIFICATION BETWEEN YEARS

Options, Caps, Floors, Collars, Swaps and Forwards

1. Book/adjusted carrying value, December 31, prior year (Line 10, prior year)	2,211,914
2. Cost paid/(consideration received) on additions:	
2.1 Current year paid/(consideration received) at time of acquisition, still open, Section 1, Column 12	4,801,871
2.2 Current year paid/(consideration received) at time of acquisition, terminated, Section 2, Column 14	0
3. Unrealized valuation increase/(decrease):	
3.1 Section 1, Column 17	1,719,616
3.2 Section 2, Column 19	1,434,923
4. SSAP No. 108 Adjustments	0
5. Total gain (loss) on termination recognized, Section 2, Column 22	430,766
6. Considerations received/(paid) on terminations, Section 2, Column 15	4,077,603
7. Amortization:	
7.1 Section 1, Column 19	0
7.2 Section 2, Column 21	0
8. Adjustment to the book/adjusted carrying value of hedged item:	
8.1 Section 1, Column 20	0
8.2 Section 2, Column 23	0
9. Total foreign exchange change in book/adjusted carrying value:	
9.1 Section 1, Column 18	0
9.2 Section 2, Column 20	0
10. Book/adjusted carrying value at end of current period (Lines 1+2+3+4+5-6+7+8+9)	6,521,487
11. Deduct nonadmitted assets	0
12. Statement value at end of current period (Line 10 minus Line 11)	6,521,487

SCHEDULE DB - PART B - VERIFICATION

Futures Contracts

1. Book/Adjusted carrying value, December 31 of prior year (Line 6, prior year).....	
2. Cumulative cash change (Section 1, Broker Name/Net Cash Deposits Footnote - Cumulative Cash Change Column)	
3.1 Add:	
Change in variation margin on open contracts - Highly effective hedges	
3.11 Section 1, Column 15, current year minus	
3.12 Section 1, Column 15, prior year	
Change in variation margin on open contracts - All other	
3.13 Section 1, Column 18, current year minus	
3.14 Section 1, Column 18, prior year	
3.2 Add:	
Change in adjustment to basis of hedged item	
3.21 Section 1, Column 17, current year to date minus	
3.22 Section 1, Column 17, prior year	
Change in amount recognized	
3.23 Section 1, Column 19, current year to date minus	
3.24 Section 1, Column 19, prior year plus	
3.25 SSAP No. 108 Adjustments	
3.3 Subtotal (Line 3.1 minus Line 3.2)	
4.1 Cumulative variation margin on terminated contracts during the year (Section 2, Column 15)	
4.2 Less:	
4.21 Amount used to adjust basis of hedged item (Section 2, Column 17)	
4.22 Amount recognized (Section 2, Column 16)	
4.23 SSAP No. 108 Adjustments	
4.3 Subtotal (Line 4.1 minus Line 4.2)	
5. Dispositions gains (losses) on contracts terminated in prior year:	
5.1 Total gain (loss) recognized for terminations in prior year	
5.2 Total gain (loss) adjusted into the hedged item(s) for terminations in prior year	
6. Book/adjusted carrying value at end of current period (Lines 1+2+3.3-4.3-5.1-5.2)	
7. Deduct total nonadmitted amounts	
8. Statement value at end of current period (Line 6 minus Line 7)	

NONE

Schedule DB - Part C - Section 1 - Replication (Synthetic Asset) Transactions (RSATs) Open

N O N E

Schedule DB-Part C-Section 2-Reconciliation of Replication (Synthetic Asset) Transactions Open

N O N E

ANNUAL STATEMENT FOR THE YEAR 2023 OF AUGUSTAR LIFE ASSURANCE CORPORATION

SCHEDULE DB - VERIFICATION

Verification of Book/Adjusted Carrying Value, Fair Value and Potential Exposure of all Open Derivative Contracts

		Book/Adjusted Carrying Value Check
1.	Part A, Section 1, Column 14.....	6,521,487
2.	Part B, Section 1, Column 15 plus Part B, Section 1 Footnote - Total Ending Cash Balance	0
3.	Total (Line 1 plus Line 2)	6,521,487
4.	Part D, Section 1, Column 6	6,521,487
5.	Part D, Section 1, Column 7	0
6.	Total (Line 3 minus Line 4 minus Line 5)	0
		Fair Value Check
7.	Part A, Section 1, Column 16	6,521,487
8.	Part B, Section 1, Column 13	0
9.	Total (Line 7 plus Line 8)	6,521,487
10.	Part D, Section 1, Column 9	6,521,487
11.	Part D, Section 1, Column 10	0
12.	Total (Line 9 minus Line 10 minus Line 11)	0
		Potential Exposure Check
13.	Part A, Section 1, Column 21	0
14.	Part B, Section 1, Column 20	0
15.	Part D, Section 1, Column 12	0
16.	Total (Line 13 plus Line 14 minus Line 15)	0

Schedule E - Part 2 - Verification - Cash Equivalents

NONE

Schedule A - Part 1 - Real Estate Owned

NONE

Schedule A - Part 2 - Real Estate Acquired and Additions Made

NONE

Schedule A - Part 3 - Real Estate Disposed

NONE

ANNUAL STATEMENT FOR THE YEAR 2023 OF AUGUSTAR LIFE ASSURANCE CORPORATION

SCHEDULE B - PART 1

Showing All Mortgage Loans OWNED December 31 of Current Year

1 Loan Number	2 Code	3 Location		5 Loan Type	6 Date Acquired	7 Rate of Interest	8 Book Value/Recorded Investment Excluding Accrued Interest	Change in Book Value/Recorded Investment					14 Value of Land and Buildings	15 Date of Last Appraisal or Valuation	
		3 City	4 State					9 Unrealized Valuation Increase/ (Decrease)	10 Current Year's (Amortization)/ Accretion	11 Current Year's Other-Than-Temporary Impairment Recognized	12 Capitalized Deferred Interest and Other	13 Total Foreign Exchange Change in Book Value			
2226010		CAMBRIDGE	MA		07/13/2018	4.718	817,505	0	0	0	0	0	1,930,000	12/31/2022	
0399999. Mortgages in good standing - Residential mortgages-all other								817,505	0	0	0	0	0	1,930,000	XXX
0125745		HOOVER	AL		03/26/2015	4.285	941,198	0	0	0	0	0	3,980,000	12/31/2022	
0125943		MOUNTAIN BROOK	AL		09/14/2017	4.450	1,870,899	0	0	0	0	0	4,130,000	12/31/2022	
0225839		TEMPE	AZ		07/06/2016	4.125	1,057,444	0	0	0	0	0	5,245,000	12/31/2022	
0325771		PHOENIX	AZ		06/30/2015	4.392	775,820	0	0	0	0	0	9,200,000	12/31/2022	
0325823		TEMPE	AZ		04/21/2016	4.250	2,683,900	0	0	0	0	0	7,535,000	12/31/2022	
0325824		PHOENIX	AZ		04/26/2016	4.250	572,763	0	0	0	0	0	2,070,000	12/31/2022	
0325830		TUCSON	AZ		05/26/2016	4.354	1,035,548	0	0	0	0	0	4,430,000	12/31/2022	
0325836		PHOENIX	AZ		06/20/2016	4.254	4,181,960	0	0	0	0	0	13,645,000	12/31/2022	
0325843		TUCSON	AZ		07/22/2016	4.125	1,125,714	0	0	0	0	0	2,705,000	12/31/2022	
0325904		TUCSON	AZ		05/01/2017	4.598	386,246	0	0	0	0	0	1,085,000	12/31/2022	
0325940		PHOENIX	AZ		09/12/2017	4.500	1,092,943	0	0	0	0	0	5,575,000	12/31/2022	
0325941		PHOENIX	AZ		09/12/2017	4.500	901,666	0	0	0	0	0	5,370,000	12/31/2022	
0325942		PHOENIX	AZ		09/12/2017	4.500	503,535	0	0	0	0	0	2,615,000	12/31/2022	
0325957		TUCSON	AZ		11/14/2017	4.625	1,097,416	0	0	0	0	0	3,370,000	12/31/2022	
0325964		COTTONWOOD	AZ		12/18/2017	4.522	3,055,497	0	0	0	0	0	2,570,000	12/31/2022	
0326022		CHANDLER	AZ		08/22/2018	5.050	2,973,295	0	0	0	0	0	4,375,000	12/31/2022	
0326115		SCOTTSDALE	AZ		11/08/2019	3.900	3,859,954	0	0	0	0	0	7,980,000	12/31/2022	
0326130		TEMPE	AZ		02/19/2020	4.000	674,546	0	0	0	0	0	1,325,000	12/31/2022	
0326248		TUCSON	AZ		11/29/2021	3.700	1,085,819	0	0	0	0	0	1,805,000	12/31/2022	
0326274		SCOTTSDALE	AZ		03/08/2022	3.636	941,535	0	0	0	0	0	1,605,000	12/31/2022	
0326303		PLACENTIA	CA		07/13/2022	5.048	2,016,088	0	0	0	0	0	2,960,000	12/31/2022	
0326313		ORO VALLEY	AZ		09/28/2022	4.940	6,415,718	0	0	0	0	0	9,125,000	12/31/2022	
0425997		LITTLE ROCK	AR		05/11/2018	4.900	2,144,660	0	0	0	0	0	6,360,000	12/31/2022	
0426092		FAYETTEVILLE	AR		07/31/2019	4.277	1,192,376	0	0	0	0	0	4,040,000	12/31/2022	
0426098		RUSSELLVILLE	AR		07/31/2019	4.277	1,780,688	0	0	0	0	0	6,230,000	12/31/2022	
0426099		ROGERS	AR		07/31/2019	4.277	1,028,351	0	0	0	0	0	2,765,000	12/31/2022	
0426100		SPRINGDALE	AR		07/31/2019	4.277	1,830,003	0	0	0	0	0	5,640,000	12/31/2022	
0525522		DANA POINT	CA		08/19/2011	5.500	324,428	0	0	0	0	0	2,370,000	12/31/2022	
0525849		DEL MAR	CA		08/30/2016	4.850	1,769,561	0	0	0	0	0	4,650,000	12/31/2022	
0525863		LOS ANGELES	CA		11/01/2016	4.200	2,017,719	0	0	0	0	0	6,610,000	12/31/2022	
0525952		SAN YSIDRO	CA		10/24/2017	4.375	2,758,820	0	0	0	0	0	7,270,000	12/31/2022	
0526174		HAYWARD	CA		02/10/2021	5.417	4,710,866	0	0	0	0	0	9,640,000	12/31/2022	
0526244		MORENO VALLEY	CA		11/10/2021	3.000	2,262,856	0	0	0	0	0	3,005,000	12/31/2022	
0526292		MALIBU	CA		06/03/2022	4.190	7,251,885	0	0	0	0	0	6,515,000	12/31/2022	
0526359		SACRAMENTO	CA		05/01/2023	5.625	1,911,579	0	0	0	0	0	14,535,000	04/21/2023	
0625761		GOLDEN	CO		05/22/2015	4.170	2,356,237	0	0	0	0	0	11,955,000	12/31/2022	
0625917		WESTMINISTER	CO		06/29/2017	4.686	844,160	0	0	0	0	0	1,445,000	12/31/2022	
0626026		FALCON	CO		09/11/2018	4.732	2,606,326	0	0	0	0	0	7,330,000	12/31/2022	
0826027		MIDDLETOWN	DE		09/11/2018	5.010	1,656,193	0	0	0	0	0	3,700,000	12/31/2022	
0926361		WASHINGTON	DC		05/30/2023	5.500	4,092,178	0	0	0	0	0	10,300,000	04/19/2023	
1025363		CORAL SPRINGS	FL		12/20/2007	6.600	204,327	0	0	0	0	0	3,130,000	12/31/2022	
1025434		POMPANO BEACH	FL		02/17/2009	5.100	610,754	0	0	0	0	0	1,310,000	12/31/2022	
1025485		GROVELAND	FL		01/26/2011	5.650	951,171	0	0	0	0	0	4,610,000	12/31/2022	
1025503		JACKSONVILLE	FL		05/27/2011	5.625	356,510	0	0	0	0	0	5,260,000	12/31/2022	
1025515		KISSIMMEE	FL		07/07/2011	5.730	294,480	0	0	0	0	0	2,020,000	12/31/2022	
1025528		ORLANDO	FL		09/29/2011	5.500	249,672	0	0	0	0	0	1,750,000	12/31/2022	
1025581		MARIANNA	FL		10/26/2012	4.875	535,874	0	0	0	0	0	4,145,000	12/31/2022	
1025647		OCFEE	FL		08/29/2013	4.450	547,384	0	0	0	0	0	3,935,000	12/31/2022	
1025691		ORLANDO	FL		07/23/2014	4.950	881,890	0	0	0	0	0	1,800,000	12/31/2022	
1025695		NICEVILLE	FL		08/08/2014	5.050	710,154	0	0	0	0	0	1,430,000	12/31/2022	

E04

ANNUAL STATEMENT FOR THE YEAR 2023 OF AUGUSTAR LIFE ASSURANCE CORPORATION

SCHEDULE B - PART 1

Showing All Mortgage Loans OWNED December 31 of Current Year

1 Loan Number	2 Code	3 Location		5 Loan Type	6 Date Acquired	7 Rate of Interest	8 Book Value/Recorded Investment Excluding Accrued Interest	9 Change in Book Value/Recorded Investment					14 Value of Land and Buildings	15 Date of Last Appraisal or Valuation
		3 City	4 State					9 Unrealized Valuation Increase/ (Decrease)	10 Current Year's (Amortization)/ Accretion	11 Current Year's Other-Than-Temporary Impairment Recognized	12 Capitalized Deferred Interest and Other	13 Total Foreign Exchange Change in Book Value		
1025698		OCALA	FL		09/03/2014	4.750	861,404	0	0	0	0	0	2,865,000	12/31/2022
1025703		NAPLES	FL		09/19/2014	4.900	730,875	0	0	0	0	0	2,770,000	12/31/2022
1025740		DORAL	FL		02/26/2015	4.075	1,319,196	0	0	0	0	0	6,205,000	12/31/2022
1025784		CLEARWATER	FL		08/18/2015	4.250	1,715,865	0	0	0	0	0	7,030,000	12/31/2022
1025817		NAPLES	FL		02/19/2016	4.250	3,937,389	0	0	0	0	0	7,095,000	12/31/2022
1025819		PORT ST LUCIE	FL		03/14/2016	4.375	146,422	0	0	0	0	0	1,190,000	12/31/2022
1025878	LS	ORLANDO	FL		01/05/2017	4.100	2,995,312	0	0	0	0	0	8,750,000	12/31/2022
1025885		SHALIMAR	FL		01/30/2017	4.300	2,529,311	0	0	0	0	0	4,340,000	12/31/2022
1025931		TALLAHASSEE	FL		07/28/2017	4.576	1,417,042	0	0	0	0	0	4,710,000	12/31/2022
1026111		POMPANO BEACH	FL		10/10/2019	4.150	4,217,021	0	0	0	0	0	9,980,000	12/31/2022
1125905		SNELLVILLE	GA		05/01/2017	4.826	840,459	0	0	0	0	0	2,020,000	12/31/2022
1126028		SAVANNAH	GA		09/27/2018	4.950	1,616,328	0	0	0	0	0	2,195,000	12/31/2022
1126031		GAINESVILLE	GA		10/25/2018	5.875	1,154,742	0	0	0	0	0	3,380,000	12/31/2022
1126042		MACON	GA		12/14/2018	5.096	2,139,570	0	0	0	0	0	2,770,000	12/31/2022
1126082		SAVANNAH	GA		06/20/2019	4.550	1,475,413	0	0	0	0	0	4,000,000	12/31/2022
1126103		BRUNSWICK	GA		09/06/2019	4.250	2,692,740	0	0	0	0	0	5,670,000	12/31/2022
1126129		WOODSTOCK	GA		01/08/2020	3.769	3,749,857	0	0	0	0	0	6,095,000	12/31/2022
1126218		BRUNSWICK	GA		07/23/2021	3.500	1,831,277	0	0	0	0	0	3,765,000	12/31/2022
1126381		NORCROSS	GA		09/05/2023	5.530	2,408,903	0	0	0	0	0	4,040,000	06/30/2023
1325938		IDAHO FALLS	ID		08/25/2017	4.400	1,630,156	0	0	0	0	0	3,085,000	12/31/2022
1425429		LINCOLNWOOD	IL		12/01/2008	4.960	993,405	0	0	0	0	0	4,080,000	12/31/2022
1425631		FRANKLIN PARK	IL		06/20/2013	4.750	479,687	0	0	0	0	0	2,335,000	12/31/2022
1425632		CHICAGO	IL		06/20/2013	4.750	479,687	0	0	0	0	0	1,865,000	12/31/2022
1425650		LAKE ZURICH	IL		09/06/2013	4.950	509,061	0	0	0	0	0	1,990,000	12/31/2022
1425697		NORTHBROOK	IL		09/03/2014	4.874	790,120	0	0	0	0	0	3,055,000	12/31/2022
1425704		CICERO	IL		09/25/2014	4.400	1,457,237	0	0	0	0	0	4,155,000	12/31/2022
1425860		DEERFIELD	IL		09/29/2016	4.250	733,996	0	0	0	0	0	3,130,000	12/31/2022
1425873		NORTHBROOK	IL		12/20/2016	4.125	1,768,430	0	0	0	0	0	2,185,000	12/31/2022
1425946		BARRINGTON	IL		09/27/2017	4.570	664,664	0	0	0	0	0	995,000	12/31/2022
1425953		HINSDALE	IL		10/30/2017	4.550	1,749,113	0	0	0	0	0	3,455,000	12/31/2022
1426023		LOMBARD	IL		08/28/2018	5.050	2,106,042	0	0	0	0	0	5,350,000	12/31/2022
1426217		BUFFALO GROVE	IL		07/22/2021	3.700	1,835,347	0	0	0	0	0	2,915,000	12/31/2022
1426222		FAIRVIEW HEIGHTS	IL		08/03/2021	3.750	943,270	0	0	0	0	0	1,835,000	12/31/2022
1525573		GRIFFITH	IN		09/11/2012	5.000	660,786	0	0	0	0	0	3,680,000	12/31/2022
1525629		GREENFIELD	IN		06/14/2013	4.500	815,934	0	0	0	0	0	5,010,000	12/31/2022
1525696		BLOOMINGTON	IN		08/21/2014	4.579	372,503	0	0	0	0	0	965,000	12/31/2022
1525783		INDIANAPOLIS	IN		08/04/2015	4.283	2,059,828	0	0	0	0	0	5,085,000	12/31/2022
1525807		FORT WAYNE	IN		12/22/2015	4.275	497,275	0	0	0	0	0	1,830,000	12/31/2022
1526001		FISHERS	IN		06/15/2018	4.883	1,286,495	0	0	0	0	0	2,340,000	12/31/2022
1526076		FISHERS	IN		05/28/2019	4.639	3,601,282	0	0	0	0	0	6,235,000	12/31/2022
1526109		FISHERS	IN		09/30/2019	4.161	1,370,609	0	0	0	0	0	2,355,000	12/31/2022
1526296		INDIANAPOLIS	IN		06/06/2022	4.100	2,668,093	0	0	0	0	0	4,150,000	12/31/2022
1526298		NOBLESVILLE	IN		06/23/2022	4.683	778,927	0	0	0	0	0	1,235,000	12/31/2022
1825646		LEXINGTON	KY		08/22/2013	4.420	460,604	0	0	0	0	0	3,365,000	12/31/2022
1825699		LOUISVILLE	IN		09/05/2014	4.016	421,705	0	0	0	0	0	2,585,000	12/31/2022
1825780		LEXINGTON	KY		07/28/2015	4.292	1,230,284	0	0	0	0	0	5,110,000	12/31/2022
1825822		LEXINGTON	KY		04/07/2016	4.323	2,941,693	0	0	0	0	0	8,445,000	12/31/2022
1826193		BELLEVUE	KY		05/13/2021	3.250	662,468	0	0	0	0	0	885,000	12/31/2022
1826210		BURLINGTON	KY		07/07/2021	3.600	1,100,201	0	0	0	0	0	3,180,000	12/31/2022
1826213		LEXINGTON	KY		07/14/2021	3.937	1,272,422	0	0	0	0	0	3,530,000	12/31/2022
1826310		LOUISVILLE	KY		08/30/2022	4.790	1,826,943	0	0	0	0	0	2,420,000	12/31/2022
1826331		DRY RIDGE	KY		11/17/2022	4.930	1,077,800	0	0	0	0	0	1,415,000	12/31/2022

ANNUAL STATEMENT FOR THE YEAR 2023 OF AUGUSTAR LIFE ASSURANCE CORPORATION

SCHEDULE B - PART 1

Showing All Mortgage Loans OWNED December 31 of Current Year

1 Loan Number	2 Code	3 Location		5 Loan Type	6 Date Acquired	7 Rate of Interest	8 Book Value/Recorded Investment Excluding Accrued Interest	9 Change in Book Value/Recorded Investment					14 Value of Land and Buildings	15 Date of Last Appraisal or Valuation
		3 City	4 State					9 Unrealized Valuation Increase/ (Decrease)	10 Current Year's (Amortization)/ Accretion	11 Current Year's Other-Than-Temporary Impairment Recognized	12 Capitalized Deferred Interest and Other	13 Total Foreign Exchange Change in Book Value		
2125749		DISTRICT HEIGHTS	MD.		04/30/2015	4.125	1,236,556	0	0	0	0	0	5,560,000	12/31/2022
2126003		ELKTON	MD.		06/22/2018	4.810	1,724,103	0	0	0	0	0	3,210,000	12/31/2022
2126046		CROFTON	MD.		12/21/2018	5.280	1,258,010	0	0	0	0	0	3,210,000	12/31/2022
2126053		SILVER SPRING	MD.		02/21/2019	4.880	2,850,593	0	0	0	0	0	7,220,000	12/31/2022
2126355		CLINTON	MD.		04/21/2023	5.750	3,066,987	0	0	0	0	0	8,900,000	04/11/2023
2225809		BRAINTREE	MA.		12/29/2015	4.410	1,983,671	0	0	0	0	0	4,135,000	12/31/2022
2325674		CLARKSTON	MI.		01/28/2014	5.000	474,383	0	0	0	0	0	5,090,000	12/31/2022
2325683		AUBURN HILLS	MI.		04/17/2014	4.980	341,899	0	0	0	0	0	2,690,000	12/31/2022
2325725		MADISON HEIGHTS	MI.		12/17/2014	4.350	792,999	0	0	0	0	0	4,615,000	12/31/2022
2325789		SHELBY TOWNSHIP	MI.		09/09/2015	4.500	1,286,637	0	0	0	0	0	3,210,000	12/31/2022
2325870		YPSILANTE	MI.		12/12/2016	4.099	710,721	0	0	0	0	0	2,300,000	12/31/2022
2325888		NOVI	MI.		02/10/2017	3.830	661,887	0	0	0	0	0	4,370,000	12/31/2022
2325924		NEW HUDSON	MI.		07/12/2017	4.645	2,174,330	0	0	0	0	0	5,125,000	12/31/2022
2326085		ROCHESTER HILLS	MI.		06/26/2019	4.650	4,508,258	0	0	0	0	0	13,985,000	12/31/2022
2425585		EDEN PRAIRIE	MIN.		11/29/2012	4.500	232,736	0	0	0	0	0	3,090,000	12/31/2022
2425812		BUFFALO	MIN.		01/14/2016	4.450	1,631,194	0	0	0	0	0	3,675,000	12/31/2022
2425962		ST. PAUL	MIN.		12/15/2017	4.110	572,862	0	0	0	0	0	2,175,000	12/31/2022
2425966		WEST SAINT PAUL	MIN.		12/19/2017	4.591	854,686	0	0	0	0	0	1,325,000	12/31/2022
2525738		RIDGELAND	MS.		02/05/2015	4.145	321,495	0	0	0	0	0	1,740,000	12/31/2022
2525867		MADISON	MS.		11/21/2016	4.000	736,184	0	0	0	0	0	2,045,000	12/31/2022
2625831		ST LOUIS	MO.		05/27/2016	4.200	1,184,828	0	0	0	0	0	4,850,000	12/31/2022
2626219		SAINT CHARLES	MO.		07/23/2021	3.430	4,398,865	0	0	0	0	0	8,655,000	12/31/2022
2826284		LAS VEGAS	NV.		05/11/2022	4.110	5,004,565	0	0	0	0	0	6,325,000	12/31/2022
3126236		BERNARDSVILLE	NJ.		10/06/2021	3.700	891,938	0	0	0	0	0	1,875,000	12/31/2022
3126346		FAIRFIELD	NJ.		02/22/2023	5.625	2,681,878	0	0	0	0	0	12,600,000	01/26/2023
3126347		FAIRFIELD	NJ.		02/22/2023	5.625	1,360,657	0	0	0	0	0	6,400,000	01/26/2023
3126348		FAIRFIELD	NJ.		02/22/2023	5.625	3,865,059	0	0	0	0	0	18,200,000	01/26/2023
3126349		FAIRFIELD	NJ.		02/22/2023	5.625	3,924,217	0	0	0	0	0	18,300,000	01/26/2023
3126350		FAIRFIELD	NJ.		02/22/2023	5.625	2,957,948	0	0	0	0	0	10,500,000	01/26/2023
3225728		ALBUQUERQUE	NM.		12/19/2014	4.250	455,377	0	0	0	0	0	3,940,000	12/31/2022
3225932		ALBUQUERQUE	NM.		08/04/2017	4.575	1,455,564	0	0	0	0	0	3,325,000	12/31/2022
3226008		PORTALES	NM.		07/11/2018	4.925	979,188	0	0	0	0	0	985,000	12/31/2022
3325115		MORAVIA	NY.		12/22/2004	6.970	101,291	0	0	0	0	0	1,970,000	12/31/2022
3325853		DUNKIRK	NY.		09/15/2016	4.075	1,022,628	0	0	0	0	0	2,730,000	12/31/2022
3325974		MASSAPEQUA	NY.		01/25/2018	4.320	1,220,841	0	0	0	0	0	5,475,000	12/31/2022
3326015		PORT WASHINGTON	NY.		07/31/2018	5.125	1,416,617	0	0	0	0	0	2,560,000	12/31/2022
3326043		RONKONKOMA	NY.		12/18/2018	5.026	525,448	0	0	0	0	0	1,405,000	12/31/2022
3326089		FARMINGDALE	NY.		07/30/2019	4.750	467,952	0	0	0	0	0	1,100,000	12/31/2022
3326204		HUNTINGTON	NY.		06/18/2021	3.640	1,937,850	0	0	0	0	0	1,890,000	12/31/2022
3326240		HAMBURG	NY.		10/21/2021	3.500	5,495,605	0	0	0	0	0	11,710,000	12/31/2022
3326252		HAUPPAUGE	NY.		12/08/2021	3.000	1,420,463	0	0	0	0	0	2,465,000	12/31/2022
3326261		FARMINGDALE	NY.		12/21/2021	3.200	2,243,220	0	0	0	0	0	4,080,000	12/31/2022
3326267		SCHUYLERVILLE	NY.		01/27/2022	3.375	790,371	0	0	0	0	0	1,340,000	12/31/2022
3326269		LONG ISLAND CITY	NY.		02/17/2022	3.725	3,824,637	0	0	0	0	0	4,705,000	12/31/2022
3326302		FARMINGDALE	NY.		07/01/2022	4.625	932,320	0	0	0	0	0	1,740,000	12/31/2022
3326330		MILFORD	OH.		11/17/2022	4.880	1,842,477	0	0	0	0	0	2,860,000	12/31/2022
3425457		CHARLOTTE	NC.		07/13/2010	6.375	249,027	0	0	0	0	0	4,825,000	12/31/2022
3425582		MONROE	NC.		10/26/2012	4.500	668,698	0	0	0	0	0	5,040,000	12/31/2022
3425753		GARNER	NC.		05/01/2015	4.000	693,419	0	0	0	0	0	4,245,000	12/31/2022
3425802		ASHEVILLE	NC.		11/23/2015	3.774	1,402,409	0	0	0	0	0	9,640,000	12/31/2022
3425806		DURHAM	NC.		12/18/2015	4.250	799,313	0	0	0	0	0	2,455,000	12/31/2022
3425846		ALBEMARLE	NC.		08/11/2016	4.000	1,274,300	0	0	0	0	0	3,400,000	12/31/2022

ANNUAL STATEMENT FOR THE YEAR 2023 OF AUGUSTAR LIFE ASSURANCE CORPORATION

SCHEDULE B - PART 1

Showing All Mortgage Loans OWNED December 31 of Current Year

1 Loan Number	2 Code	3 Location		5 Loan Type	6 Date Acquired	7 Rate of Interest	8 Book Value/Recorded Investment Excluding Accrued Interest	9 Change in Book Value/Recorded Investment					14 Value of Land and Buildings	15 Date of Last Appraisal or Valuation
		3 City	4 State					9 Unrealized Valuation Increase/ (Decrease)	10 Current Year's (Amortization)/ Accretion	11 Current Year's Other-Than-Temporary Impairment Recognized	12 Capitalized Deferred Interest and Other	13 Total Foreign Exchange Change in Book Value		
3425862		MADISON	NC.		09/29/2016	4.235	470,799	0	0	0	0	0	1,800,000	12/31/2022
3425881		HUNTERSVILLE	NC.		01/19/2017	4.171	799,680	0	0	0	0	0	1,550,000	12/31/2022
3425911		WAXHAW	NC.		06/07/2017	4.600	1,807,586	0	0	0	0	0	6,215,000	12/31/2022
3426036		ASHEVILLE	NC.		11/29/2018	5.175	1,645,898	0	0	0	0	0	3,585,000	12/31/2022
3426104		CHARLOTTE	NC.		09/13/2019	4.075	2,379,921	0	0	0	0	0	4,680,000	12/31/2022
3426117		GREENSBORO	NC.		11/20/2019	4.540	2,874,678	0	0	0	0	0	8,155,000	12/31/2022
3426169		JACKSONVILLE	NC.		12/23/2020	4.000	1,056,712	0	0	0	0	0	2,315,000	12/31/2022
3426221		CHARLOTTE	NC.		08/03/2021	3.750	1,650,736	0	0	0	0	0	3,465,000	12/31/2022
3426257		MORGANTON	NC.		12/16/2021	3.223	1,870,458	0	0	0	0	0	6,350,000	12/31/2022
3625627		CENTERVILLE	OH.		06/05/2013	4.250	750,627	0	0	0	0	0	5,610,000	12/31/2021
3625645		CINCINNATI	OH.		08/13/2013	4.650	887,484	0	0	0	0	0	2,010,000	12/31/2022
3625672		SPRINGBORO	OH.		01/09/2014	5.125	506,321	0	0	0	0	0	1,645,000	12/31/2022
3625694		BEACHWOOD	OH.		08/05/2014	4.500	1,453,679	0	0	0	0	0	6,355,000	12/31/2022
3625726		CINCINNATI	OH.		12/18/2014	4.500	2,117,003	0	0	0	0	0	5,725,000	12/31/2022
3625827		LORAIN	OH.		04/29/2016	4.300	746,571	0	0	0	0	0	2,275,000	12/31/2022
3625923		COLUMBUS	OH.		07/10/2017	4.580	1,571,040	0	0	0	0	0	2,210,000	12/31/2022
3625936		NORTH ROYALTON	OH.		08/24/2017	4.790	770,718	0	0	0	0	0	1,525,000	12/31/2022
3625970		FAIRBORN	OH.		12/21/2017	4.368	749,345	0	0	0	0	0	1,385,000	12/31/2022
3625975		BEACHWOOD	OH.		01/25/2018	4.614	1,242,638	0	0	0	0	0	2,770,000	12/31/2022
3625982		OTTAWA	OH.		03/14/2018	4.500	622,029	0	0	0	0	0	1,545,000	12/31/2022
3626005		YOUNGSTOWN	OH.		06/26/2018	4.894	701,685	0	0	0	0	0	1,520,000	12/31/2022
3626030		GARFIELD HEIGHTS	OH.		10/05/2018	4.843	1,218,365	0	0	0	0	0	2,615,000	12/31/2022
3626057		CINCINNATI	OH.		03/11/2019	4.879	899,868	0	0	0	0	0	2,680,000	12/31/2022
3626065		MASON	OH.		04/15/2019	4.700	1,717,442	0	0	0	0	0	5,575,000	12/31/2022
3626072		BROOK PARK	OH.		04/30/2019	4.790	1,609,330	0	0	0	0	0	2,635,000	12/31/2022
3626074		STREETSBORO	OH.		05/02/2019	4.880	2,717,197	0	0	0	0	0	5,135,000	12/31/2022
3626206		CARROLLTON	OH.		06/29/2021	3.500	1,855,711	0	0	0	0	0	4,535,000	12/31/2022
3626216		CAMBRIDGE	OH.		07/15/2021	3.500	1,255,388	0	0	0	0	0	2,830,000	12/31/2022
3626220		CINCINNATI	OH.		07/30/2021	3.650	4,340,434	0	0	0	0	0	11,345,000	12/31/2022
3626264		CENTERVILLE	OH.		12/23/2021	3.300	8,724,507	0	0	0	0	0	18,795,000	12/31/2022
3626268		GROVE CITY	OH.		01/31/2022	3.550	1,356,475	0	0	0	0	0	7,455,000	12/31/2022
3626277		WASHINGTON TOWNSHIP	OH.		03/30/2022	3.700	1,563,593	0	0	0	0	0	2,065,000	12/31/2022
3626278		ANDERSON TOWNSHIP	OH.		03/30/2022	3.850	2,332,226	0	0	0	0	0	2,775,000	12/31/2022
3626329		CINCINNATI	OH.		11/17/2022	4.930	1,025,341	0	0	0	0	0	1,700,000	12/31/2022
3626332		WEST CHESTER	OH.		12/05/2022	6.020	1,219,553	0	0	0	0	0	2,210,000	12/31/2022
3626333		CINCINNATI	OH.		12/14/2022	5.720	2,457,569	0	0	0	0	0	6,500,000	11/21/2022
3626353		MASON	OH.		04/06/2023	5.816	1,807,263	0	0	0	0	0	5,650,000	03/17/2023
3626387		CINCINNATI	OH.		11/01/2023	6.496	497,030	0	0	0	0	0	1,800,000	10/04/2023
3725944		TULSA	OK.		09/15/2017	3.950	645,698	0	0	0	0	0	4,730,000	12/31/2022
3825553		PORTLAND	OR.		05/07/2012	5.375	475,257	0	0	0	0	0	4,955,000	12/31/2022
3825732		SPRINGFIELD	OR.		12/29/2014	4.450	1,552,018	0	0	0	0	0	10,450,000	12/31/2022
3925244		CASTLE SHANNON BOROUGH	PA.		06/15/2006	6.390	134,583	0	0	0	0	0	1,040,000	12/31/2022
3925551		PITTSBURGH	PA.		04/30/2012	4.750	43,101	0	0	0	0	0	2,620,000	12/31/2022
3925552		PITTSBURGH	PA.		04/30/2012	4.750	29,724	0	0	0	0	0	1,855,000	12/31/2022
3926281		BRISTOL	PA.		04/18/2022	3.500	4,319,989	0	0	0	0	0	10,660,000	12/31/2022
4125536		FORT MILL	SC.		10/31/2011	5.500	342,575	0	0	0	0	0	2,535,000	12/31/2022
4125898		CHARLESTON	SC.		03/30/2017	4.730	2,190,898	0	0	0	0	0	4,020,000	12/31/2022
4125918		CONWAY	SC.		06/28/2017	4.500	1,926,168	0	0	0	0	0	6,970,000	12/31/2022
4225864		BELLE FOURCHE	SD.		11/08/2016	4.300	1,484,318	0	0	0	0	0	2,890,000	12/31/2022
4325727		LAKELAND	TN.		12/19/2014	4.250	748,817	0	0	0	0	0	4,220,000	12/31/2022
4326034		CHATTANOOGA	TN.		11/27/2018	5.040	960,410	0	0	0	0	0	1,870,000	12/31/2022
4326055		CHATTANOOGA	TN.		02/27/2019	4.700	2,131,465	0	0	0	0	0	5,405,000	12/31/2022

ANNUAL STATEMENT FOR THE YEAR 2023 OF AUGUSTAR LIFE ASSURANCE CORPORATION

SCHEDULE B - PART 1

Showing All Mortgage Loans OWNED December 31 of Current Year

1 Loan Number	2 Code	3 Location		5 Loan Type	6 Date Acquired	7 Rate of Interest	8 Book Value/Recorded Investment Excluding Accrued Interest	9 Change in Book Value/Recorded Investment					14 Value of Land and Buildings	15 Date of Last Appraisal or Valuation
		3 City	4 State					9 Unrealized Valuation Increase/ (Decrease)	10 Current Year's (Amortization)/ Accretion	11 Current Year's Other-Than-Temporary Impairment Recognized	12 Capitalized Deferred Interest and Other	13 Total Foreign Exchange Change in Book Value		
4326063		CORDOVA	TN.		03/29/2019	4.950	1,229,829	0	0	0	0	0	2,165,000	12/31/2022
4326378		CHATTANOOGA	TN.		09/05/2023	5.530	1,751,929	0	0	0	0	0	3,650,000	07/24/2023
4326379		CHATTANOOGA	TN.		09/05/2023	5.530	2,558,214	0	0	0	0	0	5,100,000	07/24/2023
4326382		COOLTHEIAH	TN.		09/05/2023	5.530	1,274,130	0	0	0	0	0	2,250,000	07/24/2023
4425228		TEMPLE	TX.		04/06/2006	6.150	331,357	0	0	0	0	0	2,985,000	12/31/2022
4425554		PORTLAND	TX.		05/14/2012	4.750	525,583	0	0	0	0	0	2,840,000	12/31/2022
4425571		EL PASO	TX.		08/28/2012	5.125	614,080	0	0	0	0	0	4,300,000	12/31/2022
4425665		LAREDO	TX.		11/26/2013	4.711	159,204	0	0	0	0	0	2,325,000	12/31/2022
4425685		SAN ANTONIO	TX.		05/23/2014	4.600	699,156	0	0	0	0	0	3,080,000	12/31/2022
4425715		EL PASO	TX.		10/30/2014	4.500	672,436	0	0	0	0	0	3,075,000	12/31/2022
4425724		FREDERICKSBURG	TX.		12/16/2014	4.125	530,461	0	0	0	0	0	2,825,000	12/31/2022
4425741		NORTH RICHLAND HILLS	TX.		03/13/2015	4.450	1,503,134	0	0	0	0	0	4,905,000	12/31/2022
4425774		RED OAK	TX.		07/10/2015	4.250	1,017,364	0	0	0	0	0	1,875,000	12/31/2022
4425852		DALLAS	TX.		09/13/2016	4.000	2,150,431	0	0	0	0	0	8,465,000	12/31/2022
4425879		SAN ANTONIO	TX.		01/11/2017	4.160	1,589,919	0	0	0	0	0	4,305,000	12/31/2022
4425891		EL PASO	TX.		03/06/2017	4.250	474,334	0	0	0	0	0	810,000	12/31/2022
4425894		ROCKWALL	TX.		03/21/2017	4.796	932,301	0	0	0	0	0	2,940,000	12/31/2022
4425903		VICTORIA	TX.		04/27/2017	4.835	1,276,991	0	0	0	0	0	2,745,000	12/31/2022
4425907		SAN ANTONIO	TX.		05/12/2017	4.600	629,579	0	0	0	0	0	7,830,000	12/31/2022
4425914		HORIZON CITY	TX.		06/21/2017	4.650	1,593,047	0	0	0	0	0	4,940,000	12/31/2022
4425928		EL PASO	TX.		07/18/2017	4.570	3,877,714	0	0	0	0	0	8,305,000	12/31/2022
4425945		PFLUGERVILLE	TX.		09/20/2017	4.529	2,343,710	0	0	0	0	0	5,080,000	12/31/2022
4425981		EL PASO	TX.		03/09/2018	4.515	3,284,472	0	0	0	0	0	4,500,000	12/31/2022
4425984		HOUSTON	TX.		03/28/2018	4.442	799,815	0	0	0	0	0	2,540,000	12/31/2022
4426060		MCALLEN	TX.		03/26/2019	4.800	1,790,105	0	0	0	0	0	5,480,000	12/31/2022
4426061		SWEETWATER	TX.		03/27/2019	4.600	2,313,342	0	0	0	0	0	3,475,000	12/31/2022
4426087		NEW BRAUNFELS	TX.		07/15/2019	5.028	1,054,363	0	0	0	0	0	2,635,000	12/31/2022
4426106		HOUSTON	TX.		09/19/2019	4.140	1,313,694	0	0	0	0	0	5,145,000	12/31/2022
4426110		FORT WORTH	TX.		10/10/2019	4.000	2,901,113	0	0	0	0	0	4,915,000	12/31/2021
4426194		VICTORIA	TX.		05/14/2021	3.500	3,684,414	0	0	0	0	0	4,905,000	12/31/2022
4426214		SAN ANTONIO	TX.		07/15/2021	3.425	2,388,817	0	0	0	0	0	11,590,000	12/31/2022
4426251		SAN ANGELO	TX.		12/06/2021	3.375	1,861,275	0	0	0	0	0	3,350,000	12/31/2022
4426262		EAGLE PASS	TX.		12/22/2021	3.450	2,307,825	0	0	0	0	0	5,045,000	12/31/2022
4426290		HOUSTON	TX.		05/27/2022	4.100	964,441	0	0	0	0	0	2,140,000	12/31/2022
4426301		EL PASO	TX.		06/28/2022	4.271	967,274	0	0	0	0	0	1,320,000	12/31/2022
4426308		CEDAR PARK	TX.		08/23/2022	4.852	5,674,670	0	0	0	0	0	6,550,000	12/31/2022
4426327		SAN ANTONIO	TX.		11/10/2022	5.160	4,820,872	0	0	0	0	0	8,050,000	12/31/2022
4426328		ARLINGTON	VA.		11/16/2022	5.330	4,901,734	0	0	0	0	0	5,420,000	12/31/2022
4426334		EL PASO	TX.		12/20/2022	5.631	1,277,637	0	0	0	0	0	2,820,000	12/31/2022
4525637		SALT LAKE CITY	UT.		06/27/2013	4.750	479,687	0	0	0	0	0	100,000	12/31/2022
4526025		SALT LAKE CITY	UT.		09/04/2018	5.128	1,868,012	0	0	0	0	0	2,935,000	12/31/2022
4526136		OREM	UT.		03/30/2020	3.750	1,991,110	0	0	0	0	0	2,325,000	12/31/2022
4526345		MURRAY	UT.		02/08/2023	5.700	1,380,590	0	0	0	0	0	6,500,000	01/11/2023
4720658		GLEN ALLEN	VA.		03/13/2019	4.813	2,809,206	0	0	0	0	0	5,255,000	12/31/2022
4725546		ROANOKE	VA.		02/27/2012	5.625	814,116	0	0	0	0	0	5,350,000	12/31/2022
4725706		WOODBRIIDGE	VA.		09/30/2014	3.800	236,490	0	0	0	0	0	4,530,000	12/31/2022
4725720		MIDLOTHIAN	VA.		12/03/2014	4.625	697,604	0	0	0	0	0	1,465,000	12/31/2022
4725721		YORKTOWN	VA.		12/10/2014	4.250	591,801	0	0	0	0	0	2,050,000	12/31/2022
4725960		NORFOLK	VA.		11/22/2017	4.400	2,357,148	0	0	0	0	0	6,250,000	12/31/2022
4725983		VIRGINIA BEACH	VA.		03/16/2018	4.309	1,495,204	0	0	0	0	0	3,560,000	12/31/2022
4726029		FARMVILLE	VA.		09/27/2018	5.000	5,176,764	0	0	0	0	0	8,765,000	12/31/2022
4726162		STERLING	VA.		11/12/2020	3.625	2,363,904	0	0	0	0	0	3,410,000	12/31/2022

E04.4

ANNUAL STATEMENT FOR THE YEAR 2023 OF AUGUSTAR LIFE ASSURANCE CORPORATION

SCHEDULE B - PART 1

Showing All Mortgage Loans OWNED December 31 of Current Year

1 Loan Number	2 Code	3 Location		5 Loan Type	6 Date Acquired	7 Rate of Interest	8 Book Value/Recorded Investment Excluding Accrued Interest	Change in Book Value/Recorded Investment					14 Value of Land and Buildings	15 Date of Last Appraisal or Valuation	
		3 City	4 State					9 Unrealized Valuation Increase/ (Decrease)	10 Current Year's (Amortization)/ Accretion	11 Current Year's Other-Than-Temporary Impairment Recognized	12 Capitalized Deferred Interest and Other	13 Total Foreign Exchange Change in Book Value			
4726180		WINCHESTER	VA.		03/25/2021	3.300	3,896,301	0	0	0	0	0	11,005,000	12/31/2022	
4726196		PORTSMOUTH	VA.		05/19/2021	3.634	3,097,181	0	0	0	0	0	3,305,000	12/31/2022	
4825759		RICHLAND	WA.		05/21/2015	4.250	2,947,143	0	0	0	0	0	18,495,000	12/31/2022	
4825775		SILVERDALE	WA.		07/13/2015	4.300	2,050,982	0	0	0	0	0	8,265,000	12/31/2022	
4825838		AUBURN	WA.		06/29/2016	4.031	1,279,217	0	0	0	0	0	5,005,000	12/31/2022	
4825861		TACOMA	WA.		10/04/2016	4.000	556,264	0	0	0	0	0	2,635,000	12/31/2022	
4825916		BELLINGHAM	WA.		06/28/2017	4.550	2,391,397	0	0	0	0	0	5,310,000	12/31/2022	
4826050		BURIEN	WA.		02/15/2019	5.084	1,522,072	0	0	0	0	0	4,380,000	12/31/2022	
4826230		SEATTLE	WA.		08/26/2021	3.500	3,200,702	0	0	0	0	0	9,360,000	12/31/2022	
4826369		SEATTLE	WA.		07/12/2023	5.500	2,289,857	0	0	0	0	0	7,310,000	05/23/2023	
5025890		BURLINGTON	WI.		03/03/2017	4.625	410,434	0	0	0	0	0	1,485,000	12/31/2022	
5026067		ARCADIA	WI.		04/17/2019	4.800	612,482	0	0	0	0	0	1,195,000	12/31/2022	
5026339		MILWAUKEE	WI.		01/31/2023	5.230	4,042,802	0	0	0	0	0	8,800,000	01/05/2023	
5026340		MILWAUKEE	WI.		01/31/2023	5.230	4,331,568	0	0	0	0	0	9,860,000	01/05/2023	
5026342		MILWAUKEE	WI.		01/31/2023	5.230	6,016,074	0	0	0	0	0	13,970,000	01/05/2022	
0599999. Mortgages in good standing - Commercial mortgages-all other							462,269,759	0	0	0	0	0	1,251,590,000	XXX	
0899999. Total Mortgages in good standing							463,087,264	0	0	0	0	0	0	1,253,520,000	XXX
1699999. Total - Restructured Mortgages							0	0	0	0	0	0	0	0	XXX
2499999. Total - Mortgages with overdue interest over 90 days							0	0	0	0	0	0	0	0	XXX
3299999. Total - Mortgages in the process of foreclosure							0	0	0	0	0	0	0	0	XXX
3399999 - Totals							463,087,264	0	0	0	0	0	0	1,253,520,000	XXX

General Interrogatory:

- Mortgages in good standing \$0 unpaid taxes \$0 interest due and unpaid.
- Restructured mortgages \$0 unpaid taxes \$0 interest due and unpaid.
- Mortgages with overdue interest over 90 days not in process of foreclosure \$0 unpaid taxes \$0 interest due and unpaid.
- Mortgages in process of foreclosure \$0 unpaid taxes \$0 interest due and unpaid.

ANNUAL STATEMENT FOR THE YEAR 2023 OF AUGUSTAR LIFE ASSURANCE CORPORATION

SCHEDULE B - PART 2

Showing All Mortgage Loans ACQUIRED AND ADDITIONS MADE During the Current Year

1 Loan Number	Location		4 Loan Type	5 Date Acquired	6 Rate of Interest	7 Actual Cost at Time of Acquisition	8 Additional Investment Made After Acquisition	9 Value of Land and Buildings
	2 City	3 State						
0526359	SACRAMENTO	CA		05/01/2023	5.625	2,000,000	0	14,535,000
0926361	WASHINGTON	DC		05/30/2023	5.500	4,150,000	0	10,300,000
1126381	NORCROSS	GA		09/05/2023	5.530	2,420,000	0	4,040,000
2126355	CLINTON	MD		04/21/2023	5.750	3,100,000	0	8,900,000
3126346	FAIRFIELD	NJ		02/22/2023	5.625	2,720,000	0	12,600,000
3126347	FAIRFIELD	NJ		02/22/2023	5.625	1,380,000	0	6,400,000
3126348	FAIRFIELD	NJ		02/22/2023	5.625	3,920,000	0	18,200,000
3126349	FAIRFIELD	NJ		02/22/2023	5.625	3,980,000	0	18,300,000
3126350	FAIRFIELD	NJ		02/22/2023	5.625	3,000,000	0	10,500,000
3626353	MASON	OH		04/06/2023	5.816	1,890,000	0	5,650,000
3626387	CINCINNATI	OH		11/01/2023	6.496	500,000	0	1,800,000
4326378	CHATTANOOGA	TN		09/05/2023	5.530	1,760,000	0	3,650,000
4326379	CHATTANOOGA	TN		09/05/2023	5.530	2,570,000	0	5,100,000
4326382	COOLTHEVAH	TN		09/05/2023	5.530	1,280,000	0	2,250,000
4526345	MURRAY	UT		02/08/2023	5.700	1,400,000	0	6,500,000
4826369	SEATTLE	WA		07/12/2023	5.500	2,300,000	0	7,310,000
5026339	MILWAUKEE	WI		01/31/2023	5.230	4,200,000	0	8,800,000
5026340	MILWAUKEE	WI		01/31/2023	5.230	4,500,000	0	9,860,000
5026342	MILWAUKEE	WI		01/31/2023	5.230	6,250,000	0	13,970,000
0599999. Mortgages in good standing - Commercial mortgages-all other						53,320,000	0	168,665,000
0899999. Total Mortgages in good standing						53,320,000	0	168,665,000
1699999. Total - Restructured Mortgages						0	0	0
2499999. Total - Mortgages with overdue interest over 90 days						0	0	0
3299999. Total - Mortgages in the process of foreclosure						0	0	0
3399999 - Totals						53,320,000	0	168,665,000

ANNUAL STATEMENT FOR THE YEAR 2023 OF AUGUSTAR LIFE ASSURANCE CORPORATION

SCHEDULE B - PART 3

Showing All Mortgage Loans DISPOSED, Transferred or Repaid During the Current Year

1 Loan Number	2 Location		4 Loan Type	5 Date Acquired	6 Disposal Date	7 Book Value/ Recorded Investment Excluding Accrued Interest Prior Year	8 Change in Book Value/Recorded Investment						14 Book Value/ Recorded Investment Excluding Accrued Interest on Disposal	15 Consid- eration	16 Foreign Exchange Gain (Loss) on Disposal	17 Realized Gain (Loss) on Disposal	18 Total Gain (Loss) on Disposal
	2 City	3 State					8 Unrealized Valuation Increase/ (Decrease)	9 Current Year's (Amortization) /Accretion	10 Current Year's Other- Than- Temporary Impairment Recognized	11 Capitalized Deferred Interest and Other	12 Total Change in Book Value (8+9-10+11)	13 Total Foreign Exchange Change in Book Value					
1025575	TITUSVILLE	FL		09/26/2012	04/10/2023	56,933	0	0	0	0	0	0	27,172	27,173	0	0	0
1025666	MIRAMAR BEACH	FL		12/02/2013	12/27/2023	221,910	0	0	0	0	0	0	17,345	17,345	0	0	0
1425459	GURNEE	IL		07/22/2010	05/22/2023	292,989	0	0	0	0	0	0	257,572	257,572	0	0	0
1525718	ZIONSVILLE	IN		11/21/2014	11/21/2023	242,419	0	0	0	0	0	0	133,677	133,677	0	0	0
1826049	RICHMOND	KY		02/14/2019	08/09/2023	3,131,639	0	0	0	0	0	0	3,029,006	3,029,006	0	0	0
2125621	ABERDEEN	MD		05/10/2013	06/01/2023	317,473	0	0	0	0	0	0	290,685	290,685	0	0	0
3625534	FOREST PARK	OH		10/27/2011	11/01/2023	527,154	0	0	0	0	0	0	462,606	462,606	0	0	0
3625607	SPRINGBORO	OH		03/18/2013	04/01/2023	40,530	0	0	0	0	0	0	10,157	10,157	0	0	0
3625785	KETTERING	OH		08/26/2015	01/24/2023	601,005	0	0	0	0	0	0	595,608	595,608	0	0	0
3725532	TULSA	OK		10/20/2011	05/01/2023	542,164	0	0	0	0	0	0	509,842	509,842	0	0	0
4325756	FRANKLIN	TN		05/11/2015	10/05/2023	308,426	0	0	0	0	0	0	213,238	213,238	0	0	0
4325959	COLLIERVILLE	TN		11/20/2017	01/27/2023	1,290,075	0	0	0	0	0	0	1,285,043	1,285,043	0	0	0
4425058	ABILENE	TX		02/27/2004	12/04/2023	1,592,749	0	0	0	0	0	0	1,283,775	1,283,775	0	0	0
4425222	CONROE	TX		03/28/2006	06/28/2023	873,615	0	0	0	0	0	0	832,869	832,869	0	0	0
4425299	CONROE	TX		01/19/2007	06/28/2023	364,910	0	0	0	0	0	0	350,165	350,165	0	0	0
4425393	TEMPLE	TX		05/12/2008	05/01/2023	494,384	0	0	0	0	0	0	470,516	470,516	0	0	0
4425592	LYTLE	TX		12/20/2012	01/10/2023	11,787	0	0	0	0	0	0	11,787	11,787	0	0	0
4426232	GRAND PRAIRIE	TX		09/17/2021	03/10/2023	1,399,576	0	0	0	0	0	0	1,377,552	1,377,552	0	0	0
4725634	VIRGINIA BEACH	VA		06/26/2013	06/30/2023	105,345	0	0	0	0	0	0	15,083	15,083	0	0	0
4925383	HEDGESVILLE	WV		02/11/2008	01/23/2023	27,183	0	0	0	0	0	0	3,331	3,331	0	0	0
5026068	CASHTON	WI		04/17/2019	01/13/2023	618,648	0	0	0	0	0	0	614,937	614,937	0	0	0
0199999. Mortgages closed by repayment						13,060,914	0	0	0	0	0	0	11,791,966	11,791,967	0	0	0
0125745	HOOPER	AL		03/26/2015		1,069,787	0	0	0	0	0	0	0	128,590	0	0	0
0125943	MOUNTAIN BROOK	AL		09/14/2017		1,975,315	0	0	0	0	0	0	0	104,417	0	0	0
0225839	TEMPE	AZ		07/06/2016		1,172,376	0	0	0	0	0	0	0	114,932	0	0	0
0325771	PHOENIX	AZ		06/30/2015		848,685	0	0	0	0	0	0	0	72,865	0	0	0
0325823	TEMPE	AZ		04/21/2016		2,786,540	0	0	0	0	0	0	0	102,640	0	0	0
0325824	PHOENIX	AZ		04/26/2016		607,074	0	0	0	0	0	0	0	34,311	0	0	0
0325830	TUCSON	AZ		05/26/2016		1,160,768	0	0	0	0	0	0	0	125,220	0	0	0
0325836	PHOENIX	AZ		06/20/2016		4,338,622	0	0	0	0	0	0	0	156,662	0	0	0
0325843	TUCSON	AZ		07/22/2016		1,168,168	0	0	0	0	0	0	0	42,454	0	0	0
0325904	TUCSON	AZ		05/01/2017		423,016	0	0	0	0	0	0	0	36,770	0	0	0
0325940	PHOENIX	AZ		09/12/2017		1,148,689	0	0	0	0	0	0	0	55,745	0	0	0
0325941	PHOENIX	AZ		09/12/2017		947,658	0	0	0	0	0	0	0	45,992	0	0	0
0325942	PHOENIX	AZ		09/12/2017		529,218	0	0	0	0	0	0	0	25,683	0	0	0
0325957	TUCSON	AZ		11/14/2017		1,181,811	0	0	0	0	0	0	0	84,395	0	0	0
0325964	COTTONWOOD	AZ		12/18/2017		3,306,465	0	0	0	0	0	0	0	250,969	0	0	0
0326022	CHANDLER	AZ		08/22/2018		3,105,788	0	0	0	0	0	0	0	132,492	0	0	0
0326115	SCOTTSDALE	AZ		11/08/2019		3,976,471	0	0	0	0	0	0	0	116,518	0	0	0
0326130	TEMPE	AZ		02/19/2020		721,117	0	0	0	0	0	0	0	46,571	0	0	0
0326248	TUCSON	AZ		11/29/2021		1,143,964	0	0	0	0	0	0	0	58,145	0	0	0
0326274	SCOTTSDALE	AZ		03/08/2022		977,038	0	0	0	0	0	0	0	35,503	0	0	0
0326303	PLACENTIA	CA		07/13/2022		2,079,547	0	0	0	0	0	0	0	63,459	0	0	0
0326313	ORO VALLEY	AZ		09/28/2022		6,617,351	0	0	0	0	0	0	0	201,632	0	0	0
0425997	LITTLE ROCK	AR		05/11/2018		2,317,759	0	0	0	0	0	0	0	173,099	0	0	0
0426092	FAYETTEVILLE	AR		07/31/2019		1,278,204	0	0	0	0	0	0	0	85,829	0	0	0
0426098	RUSSELLVILLE	AR		07/31/2019		1,884,448	0	0	0	0	0	0	0	103,760	0	0	0
0426099	ROGERS	AR		07/31/2019		1,102,812	0	0	0	0	0	0	0	74,461	0	0	0
0426100	SPRINGDALE	AR		07/31/2019		1,958,427	0	0	0	0	0	0	0	128,424	0	0	0
0525522	DANA POINT	CA		08/19/2011		430,863	0	0	0	0	0	0	0	106,435	0	0	0
0525849	DEL MAR	CA		08/30/2016		1,864,992	0	0	0	0	0	0	0	95,431	0	0	0

E06

ANNUAL STATEMENT FOR THE YEAR 2023 OF AUGUSTAR LIFE ASSURANCE CORPORATION

SCHEDULE B - PART 3

Showing All Mortgage Loans DISPOSED, Transferred or Repaid During the Current Year

1 Loan Number	2 Location		4 Loan Type	5 Date Acquired	6 Disposal Date	7 Book Value/ Recorded Investment Excluding Accrued Interest Prior Year	8 Change in Book Value/Recorded Investment					14 Book Value/ Recorded Investment Excluding Accrued Interest on Disposal	15 Consid- eration	16 Foreign Exchange Gain (Loss) on Disposal	17 Realized Gain (Loss) on Disposal	18 Total Gain (Loss) on Disposal	
	2 City	3 State					8 Unrealized Valuation Increase/ (Decrease)	9 Current Year's (Amortization) /Accretion	10 Current Year's Other- Than- Temporary Impairment Recognized	11 Capitalized Deferred Interest and Other	12 Total Change in Book Value (8+9-10+11)						13 Total Foreign Exchange Change in Book Value
0525863	LOS ANGELES	CA		11/01/2016		2,130,176	0	0	0	0	0	0	0	112,457	0	0	0
0525952	SAN YSIDRO	CA		10/24/2017		2,876,256	0	0	0	0	0	0	0	117,436	0	0	0
0526174	HAYWARD	CA		02/10/2021		4,818,005	0	0	0	0	0	0	0	107,139	0	0	0
0526244	MORENO VALLEY	CA		11/10/2021		2,433,953	0	0	0	0	0	0	0	171,097	0	0	0
0526292	MALIBU	CA		06/03/2022		7,428,545	0	0	0	0	0	0	0	176,659	0	0	0
0526359	SACRAMENTO	CA		05/01/2023		0	0	0	0	0	0	0	0	88,421	0	0	0
0625761	GOLDEN	CO		05/22/2015		2,512,725	0	0	0	0	0	0	0	156,488	0	0	0
0625917	WESTMINISTER	CO		06/29/2017		883,611	0	0	0	0	0	0	0	39,450	0	0	0
0626026	FALCON	CO		09/11/2018		2,828,609	0	0	0	0	0	0	0	222,283	0	0	0
0826027	MIDDLETOWN	DE		09/11/2018		1,783,399	0	0	0	0	0	0	0	127,206	0	0	0
0926361	WASHINGTON	DC		05/30/2023		0	0	0	0	0	0	0	0	57,822	0	0	0
1025363	CORAL SPRINGS	FL		12/20/2007		380,511	0	0	0	0	0	0	0	176,185	0	0	0
1025434	POMPANO BEACH	FL		02/17/2009		636,395	0	0	0	0	0	0	0	25,642	0	0	0
1025485	GROVELAND	FL		01/26/2011		1,105,393	0	0	0	0	0	0	0	154,222	0	0	0
1025503	JACKSONVILLE	FL		05/27/2011		485,703	0	0	0	0	0	0	0	129,192	0	0	0
1025515	KISSIMEE	FL		07/07/2011		393,928	0	0	0	0	0	0	0	99,449	0	0	0
1025528	ORLANDO	FL		09/29/2011		331,533	0	0	0	0	0	0	0	81,861	0	0	0
1025575	TITUSVILLE	FL		09/26/2012		56,933	0	0	0	0	0	0	0	29,760	0	0	0
1025581	MARIANNA	FL		10/26/2012		657,113	0	0	0	0	0	0	0	121,239	0	0	0
1025647	OCFEE	FL		08/29/2013		648,668	0	0	0	0	0	0	0	101,283	0	0	0
1025666	MIRAMAR BEACH	FL		12/02/2013		221,910	0	0	0	0	0	0	0	204,565	0	0	0
1025691	ORLANDO	FL		07/23/2014		936,446	0	0	0	0	0	0	0	54,557	0	0	0
1025695	NICEVILLE	FL		08/08/2014		745,088	0	0	0	0	0	0	0	34,934	0	0	0
1025698	OCALA	FL		09/03/2014		980,750	0	0	0	0	0	0	0	119,346	0	0	0
1025703	NAPLES	FL		09/19/2014		847,031	0	0	0	0	0	0	0	116,157	0	0	0
1025740	DORAL	FL		02/26/2015		1,409,814	0	0	0	0	0	0	0	90,618	0	0	0
1025784	CLEARWATER	FL		08/18/2015		1,826,158	0	0	0	0	0	0	0	110,292	0	0	0
1025817	NAPLES	FL		02/19/2016		4,129,828	0	0	0	0	0	0	0	192,438	0	0	0
1025819	PORT ST LUCIE	FL		03/14/2016		204,780	0	0	0	0	0	0	0	58,358	0	0	0
1025878	ORLANDO	FL		01/05/2017		3,250,783	0	0	0	0	0	0	0	255,471	0	0	0
1025885	SHALLIMAR	FL		01/30/2017		2,700,141	0	0	0	0	0	0	0	170,831	0	0	0
1025931	TALLAHASSEE	FL		07/28/2017		1,547,319	0	0	0	0	0	0	0	130,277	0	0	0
1026111	POMPANO BEACH	FL		10/10/2019		4,400,328	0	0	0	0	0	0	0	183,307	0	0	0
1125905	SNELLVILLE	GA		05/01/2017		883,988	0	0	0	0	0	0	0	43,529	0	0	0
1126028	SAVANNAH	GA		09/27/2018		1,702,087	0	0	0	0	0	0	0	85,759	0	0	0
1126031	GAINESVILLE	GA		10/25/2018		1,286,259	0	0	0	0	0	0	0	131,516	0	0	0
1126042	MACON	GA		12/14/2018		2,231,558	0	0	0	0	0	0	0	91,989	0	0	0
1126082	SAVANNAH	GA		06/20/2019		1,581,579	0	0	0	0	0	0	0	106,166	0	0	0
1126103	BRUNSWICK	GA		09/06/2019		2,765,072	0	0	0	0	0	0	0	72,332	0	0	0
1126129	WOODSTOCK	GA		01/08/2020		4,134,801	0	0	0	0	0	0	0	384,944	0	0	0
1126218	BRUNSWICK	GA		07/23/2021		1,879,076	0	0	0	0	0	0	0	47,799	0	0	0
1126381	NORCROSS	GA		09/05/2023		0	0	0	0	0	0	0	0	11,097	0	0	0
1325938	IDAHO FALLS	ID		08/25/2017		1,779,650	0	0	0	0	0	0	0	149,494	0	0	0
1425429	LINCOLNWOOD	IL		12/01/2008		1,067,537	0	0	0	0	0	0	0	74,132	0	0	0
1425459	GURNEE	IL		07/22/2010		292,989	0	0	0	0	0	0	0	35,417	0	0	0
1425631	FRANKLIN PARK	IL		06/20/2013		571,206	0	0	0	0	0	0	0	91,519	0	0	0
1425632	CHICAGO	IL		06/20/2013		571,206	0	0	0	0	0	0	0	91,519	0	0	0
1425650	LAKE ZURICH	IL		09/06/2013		595,048	0	0	0	0	0	0	0	85,987	0	0	0
1425697	NORTHBROOK	IL		09/03/2014		844,215	0	0	0	0	0	0	0	54,095	0	0	0
1425704	CICERO	IL		09/25/2014		1,560,021	0	0	0	0	0	0	0	102,783	0	0	0
1425860	DEERFIELD	IL		09/29/2016		776,140	0	0	0	0	0	0	0	42,145	0	0	0

ANNUAL STATEMENT FOR THE YEAR 2023 OF AUGUSTAR LIFE ASSURANCE CORPORATION

SCHEDULE B - PART 3

Showing All Mortgage Loans DISPOSED, Transferred or Repaid During the Current Year

1 Loan Number	2 Location		4 Loan Type	5 Date Acquired	6 Disposal Date	7 Book Value/ Recorded Investment Excluding Accrued Interest Prior Year	8 Change in Book Value/Recorded Investment					13 Total Foreign Exchange Change in Book Value	14 Book Value/ Recorded Investment Excluding Accrued Interest on Disposal	15 Consid- eration	16 Foreign Exchange Gain (Loss) on Disposal	17 Realized Gain (Loss) on Disposal	18 Total Gain (Loss) on Disposal
	2 City	3 State					8 Unrealized Valuation Increase/ (Decrease)	9 Current Year's (Amortization) /Accretion	10 Current Year's Other- Than- Temporary Impairment Recognized	11 Capitalized Deferred Interest and Other	12 Total Change in Book Value (8+9-10+11)						
1425873	NORTHBROOK	IL		12/20/2016		1,831,711	0	0	0	0	0	0	0	63,281	0	0	0
1425946	BARRINGTON	IL		09/27/2017		698,369	0	0	0	0	0	0	0	33,705	0	0	0
1425953	HINSDALE	IL		10/30/2017		1,835,130	0	0	0	0	0	0	0	86,017	0	0	0
1426023	LOMBARD	IL		08/28/2018		2,199,900	0	0	0	0	0	0	0	93,858	0	0	0
1426217	BUFFALO GROVE	IL		07/22/2021		1,907,654	0	0	0	0	0	0	0	72,307	0	0	0
1426222	FAIRVIEW HEIGHTS	IL		08/03/2021		969,074	0	0	0	0	0	0	0	25,804	0	0	0
1525573	GRIFFITH	IN		09/11/2012		813,375	0	0	0	0	0	0	0	152,589	0	0	0
1525629	GREENFIELD	IN		06/14/2013		972,744	0	0	0	0	0	0	0	156,810	0	0	0
1525696	BLOOMINGTON	IN		08/21/2014		427,899	0	0	0	0	0	0	0	55,395	0	0	0
1525718	ZIONSVILLE	IN		11/21/2014		242,419	0	0	0	0	0	0	0	108,742	0	0	0
1525783	INDIANAPOLIS	IN		08/04/2015		2,188,442	0	0	0	0	0	0	0	128,614	0	0	0
1525807	FORT WAYNE	IN		12/22/2015		553,827	0	0	0	0	0	0	0	56,551	0	0	0
1526001	FISHERS	IN		06/15/2018		1,367,169	0	0	0	0	0	0	0	80,675	0	0	0
1526076	FISHERS	IN		05/28/2019		3,702,275	0	0	0	0	0	0	0	100,993	0	0	0
1526109	FISHERS	IN		09/30/2019		1,449,817	0	0	0	0	0	0	0	79,208	0	0	0
1526296	INDIANAPOLIS	IN		06/06/2022		2,761,995	0	0	0	0	0	0	0	93,902	0	0	0
1526298	NOBLESVILLE	IN		06/23/2022		804,637	0	0	0	0	0	0	0	25,710	0	0	0
1825646	LEXINGTON	KY		08/22/2013		614,766	0	0	0	0	0	0	0	154,162	0	0	0
1825699	LOUISVILLE	IN		09/05/2014		559,494	0	0	0	0	0	0	0	137,789	0	0	0
1825780	LEXINGTON	KY		07/28/2015		1,309,862	0	0	0	0	0	0	0	79,578	0	0	0
1825822	LEXINGTON	KY		04/07/2016		3,116,980	0	0	0	0	0	0	0	175,287	0	0	0
1826049	RICHMOND	KY		02/14/2019		3,131,639	0	0	0	0	0	0	0	102,633	0	0	0
1826193	BELLEVUE	KY		05/13/2021		690,140	0	0	0	0	0	0	0	27,672	0	0	0
1826210	BURLINGTON	KY		07/07/2021		1,143,999	0	0	0	0	0	0	0	43,798	0	0	0
1826213	LEXINGTON	KY		07/14/2021		1,306,543	0	0	0	0	0	0	0	34,121	0	0	0
1826310	LOUISVILLE	KY		08/30/2022		1,885,736	0	0	0	0	0	0	0	58,793	0	0	0
1826331	DRY RIDGE	KY		11/17/2022		1,130,000	0	0	0	0	0	0	0	52,200	0	0	0
2125621	ABERDEEN	MD		05/10/2013		317,473	0	0	0	0	0	0	0	26,788	0	0	0
2125749	DISTRICT HEIGHTS	MD		04/30/2015		1,319,675	0	0	0	0	0	0	0	83,119	0	0	0
2126003	ELKTON	MD		06/22/2018		1,821,521	0	0	0	0	0	0	0	97,418	0	0	0
2126046	CROFTON	MD		12/21/2018		1,311,637	0	0	0	0	0	0	0	53,627	0	0	0
2126053	SILVER SPRING	MD		02/21/2019		3,000,063	0	0	0	0	0	0	0	149,471	0	0	0
2126355	CLINTON	MD		04/21/2023		0	0	0	0	0	0	0	0	33,013	0	0	0
2225809	BRAINTREE	MA		12/29/2015		2,105,341	0	0	0	0	0	0	0	121,670	0	0	0
2226010	CAMBRIDGE	MA		07/13/2018		855,302	0	0	0	0	0	0	0	37,797	0	0	0
2325674	CLARKSTON	MI		01/28/2014		552,909	0	0	0	0	0	0	0	78,526	0	0	0
2325683	AUBURN HILLS	MI		04/17/2014		440,652	0	0	0	0	0	0	0	98,753	0	0	0
2325725	MADISON HEIGHTS	MI		12/17/2014		886,580	0	0	0	0	0	0	0	93,581	0	0	0
2325789	SHELBY TOWNSHIP	MI		09/09/2015		1,367,221	0	0	0	0	0	0	0	80,584	0	0	0
2325870	YPSILANTE	MI		12/12/2016		774,038	0	0	0	0	0	0	0	63,317	0	0	0
2325888	NOVI	MI		02/10/2017		849,580	0	0	0	0	0	0	0	187,693	0	0	0
2325924	NEW HUDSON	MI		07/12/2017		2,285,729	0	0	0	0	0	0	0	111,400	0	0	0
2326085	ROCHESTER HILLS	MI		06/26/2019		4,873,273	0	0	0	0	0	0	0	365,015	0	0	0
2425585	EDEN PRAIRIE	MN		11/29/2012		303,658	0	0	0	0	0	0	0	70,922	0	0	0
2425812	BUFFALO	MN		01/14/2016		1,730,074	0	0	0	0	0	0	0	98,880	0	0	0
2425962	ST. PAUL	MN		12/15/2017		699,152	0	0	0	0	0	0	0	126,290	0	0	0
2425966	WEST SAINT PAUL	MN		12/19/2017		882,093	0	0	0	0	0	0	0	27,407	0	0	0
2525738	RIDGELAND	MS		02/05/2015		412,035	0	0	0	0	0	0	0	90,540	0	0	0
2525867	MADISON	MS		11/21/2016		778,533	0	0	0	0	0	0	0	42,349	0	0	0
2625831	ST LOUIS	MO		05/27/2016		1,316,491	0	0	0	0	0	0	0	131,663	0	0	0
2626219	SAINT CHARLES	MO		07/23/2021		4,734,719	0	0	0	0	0	0	0	335,854	0	0	0

ANNUAL STATEMENT FOR THE YEAR 2023 OF AUGUSTAR LIFE ASSURANCE CORPORATION

SCHEDULE B - PART 3

Showing All Mortgage Loans DISPOSED, Transferred or Repaid During the Current Year

1 Loan Number	2 Location		4 Loan Type	5 Date Acquired	6 Disposal Date	7 Book Value/ Recorded Investment Excluding Accrued Interest Prior Year	8 Change in Book Value/Recorded Investment					14 Book Value/ Recorded Investment Excluding Accrued Interest on Disposal	15 Consid- eration	16 Foreign Exchange Gain (Loss) on Disposal	17 Realized Gain (Loss) on Disposal	18 Total Gain (Loss) on Disposal
	2 City	3 State					8 Unrealized Valuation Increase/ (Decrease)	9 Current Year's (Amortization) /Accretion	10 Current Year's Other- Than- Temporary Impairment Recognized	11 Capitalized Deferred Interest and Other	12 Total Change in Book Value (8+9-10+11)					
2826284	LAS VEGAS	NV		05/11/2022		5,338,231	0	0	0	0	0	0	333,666	0	0	0
3126236	BERNARDSVILLE	NJ		10/06/2021		944,846	0	0	0	0	0	0	52,908	0	0	0
3126346	FAIRFIELD	NJ		02/22/2023		0	0	0	0	0	0	0	38,122	0	0	0
3126347	FAIRFIELD	NJ		02/22/2023		0	0	0	0	0	0	0	19,343	0	0	0
3126348	FAIRFIELD	NJ		02/22/2023		0	0	0	0	0	0	0	54,941	0	0	0
3126349	FAIRFIELD	NJ		02/22/2023		0	0	0	0	0	0	0	55,783	0	0	0
3126350	FAIRFIELD	NJ		02/22/2023		0	0	0	0	0	0	0	42,052	0	0	0
3225728	ALBUQUERQUE	NM		12/19/2014		615,474	0	0	0	0	0	0	160,097	0	0	0
3225932	ALBUQUERQUE	NM		08/04/2017		1,571,420	0	0	0	0	0	0	115,857	0	0	0
3226008	PORTALES	NM		07/11/2018		1,051,772	0	0	0	0	0	0	72,584	0	0	0
3325115	MORAVIA	NY		12/22/2004		188,372	0	0	0	0	0	0	87,081	0	0	0
3325853	DUNKIRK	NY		09/15/2016		1,082,115	0	0	0	0	0	0	59,487	0	0	0
3325974	MASSAPEQUA	NY		01/25/2018		1,556,187	0	0	0	0	0	0	335,346	0	0	0
3326015	PORT WASHINGTON	NY		07/31/2018		1,478,333	0	0	0	0	0	0	61,716	0	0	0
3326043	RONKONKOMA	NY		12/18/2018		564,519	0	0	0	0	0	0	39,071	0	0	0
3326089	FARMINGDALE	NY		07/30/2019		500,875	0	0	0	0	0	0	32,923	0	0	0
3326204	HUNTINGTON	NY		06/18/2021		2,015,168	0	0	0	0	0	0	77,317	0	0	0
3326240	HAMBURG	NY		10/21/2021		5,649,373	0	0	0	0	0	0	153,767	0	0	0
3326252	HAUPPAUGE	NY		12/08/2021		1,462,530	0	0	0	0	0	0	42,067	0	0	0
3326261	FARMINGDALE	NY		12/21/2021		2,379,154	0	0	0	0	0	0	135,933	0	0	0
3326267	SCHUYLVILLE	NY		01/27/2022		867,601	0	0	0	0	0	0	77,230	0	0	0
3326269	LONG ISLAND CITY	NY		02/17/2022		3,926,240	0	0	0	0	0	0	101,603	0	0	0
3326302	FARMINGDALE	NY		07/01/2022		980,552	0	0	0	0	0	0	48,231	0	0	0
3326330	MILFORD	OH		11/17/2022		1,900,000	0	0	0	0	0	0	57,523	0	0	0
3425457	CHARLOTTE	NC		07/13/2010		405,717	0	0	0	0	0	0	156,690	0	0	0
3425582	MONROE	NC		10/26/2012		821,399	0	0	0	0	0	0	152,701	0	0	0
3425753	GARNER	NC		05/01/2015		822,646	0	0	0	0	0	0	129,226	0	0	0
3425802	ASHEVILLE	NC		11/23/2015		1,515,740	0	0	0	0	0	0	113,331	0	0	0
3425806	DURHAM	NC		12/18/2015		894,055	0	0	0	0	0	0	94,742	0	0	0
3425846	ALBEMARLE	NC		08/11/2016		1,406,847	0	0	0	0	0	0	132,547	0	0	0
3425862	MADISON	NC		09/29/2016		491,260	0	0	0	0	0	0	20,461	0	0	0
3425881	HUNTERSVILLE	NC		01/19/2017		849,141	0	0	0	0	0	0	49,461	0	0	0
3425911	WAXHAW	NC		06/07/2017		1,867,802	0	0	0	0	0	0	60,216	0	0	0
3426036	ASHEVILLE	NC		11/29/2018		1,768,449	0	0	0	0	0	0	122,550	0	0	0
3426104	CHARLOTTE	NC		09/13/2019		2,551,246	0	0	0	0	0	0	171,325	0	0	0
3426117	GREENSBORO	NC		11/20/2019		3,282,306	0	0	0	0	0	0	407,628	0	0	0
3426169	JACKSONVILLE	NC		12/23/2020		1,111,516	0	0	0	0	0	0	54,805	0	0	0
3426221	CHARLOTTE	NC		08/03/2021		1,695,887	0	0	0	0	0	0	45,151	0	0	0
3426257	MORGANTON	NC		12/16/2021		2,203,757	0	0	0	0	0	0	333,300	0	0	0
3625534	FOREST PARK	OH		10/27/2011		527,154	0	0	0	0	0	0	64,548	0	0	0
3625607	SPRINGBORO	OH		03/18/2013		40,530	0	0	0	0	0	0	30,374	0	0	0
3625627	CENTERVILLE	OH		06/05/2013		895,911	0	0	0	0	0	0	145,284	0	0	0
3625645	CINCINNATI	OH		08/13/2013		1,046,178	0	0	0	0	0	0	158,695	0	0	0
3625672	SPRINGBORO	OH		01/09/2014		543,367	0	0	0	0	0	0	37,047	0	0	0
3625694	BEACHWOOD	OH		08/05/2014		1,556,558	0	0	0	0	0	0	102,880	0	0	0
3625726	CINCINNATI	OH		12/18/2014		2,261,140	0	0	0	0	0	0	144,137	0	0	0
3625785	KETTERING	OH		08/26/2015		601,005	0	0	0	0	0	0	5,397	0	0	0
3625827	LORAIN	OH		04/29/2016		830,262	0	0	0	0	0	0	83,691	0	0	0
3625923	COLUMBUS	OH		07/10/2017		1,649,994	0	0	0	0	0	0	78,954	0	0	0
3625936	NORTH ROYALTON	OH		08/24/2017		884,452	0	0	0	0	0	0	113,734	0	0	0
3625970	FAIRBORN	OH		12/21/2017		815,139	0	0	0	0	0	0	65,794	0	0	0

ANNUAL STATEMENT FOR THE YEAR 2023 OF AUGUSTAR LIFE ASSURANCE CORPORATION

SCHEDULE B - PART 3

Showing All Mortgage Loans DISPOSED, Transferred or Repaid During the Current Year

1 Loan Number	2 Location		4 Loan Type	5 Date Acquired	6 Disposal Date	7 Book Value/ Recorded Investment Excluding Accrued Interest Prior Year	8 Change in Book Value/Recorded Investment					14 Book Value/ Recorded Investment Excluding Accrued Interest on Disposal	15 Consid- eration	16 Foreign Exchange Gain (Loss) on Disposal	17 Realized Gain (Loss) on Disposal	18 Total Gain (Loss) on Disposal	
	2 City	3 State					8 Unrealized Valuation Increase/ (Decrease)	9 Current Year's (Amortization) /Accretion	10 Current Year's Other- Than- Temporary Impairment Recognized	11 Capitalized Deferred Interest and Other	12 Total Change in Book Value (8+9-10+11)						13 Total Foreign Exchange Change in Book Value
3625975	BEACHWOOD	OH		01/25/2018		1,349,123	0	0	0	0	0	0	0	106,485	0	0	0
3625982	OTTAWA	OH		03/14/2018		682,224	0	0	0	0	0	0	0	60,195	0	0	0
3626005	YOUNGSTOWN	OH		06/26/2018		757,732	0	0	0	0	0	0	0	56,047	0	0	0
3626030	GARFIELD HEIGHTS	OH		10/05/2018		1,311,857	0	0	0	0	0	0	0	93,492	0	0	0
3626057	CINCINNATI	OH		03/11/2019		946,662	0	0	0	0	0	0	0	46,794	0	0	0
3626065	MASON	OH		04/15/2019		2,136,762	0	0	0	0	0	0	0	419,320	0	0	0
3626072	BROOK PARK	OH		04/30/2019		1,725,737	0	0	0	0	0	0	0	116,407	0	0	0
3626074	STREETSBORO	OH		05/02/2019		2,852,658	0	0	0	0	0	0	0	135,461	0	0	0
3626206	CARROLLTON	OH		06/29/2021		2,017,572	0	0	0	0	0	0	0	161,861	0	0	0
3626216	CAMBRIDGE	OH		07/15/2021		1,362,669	0	0	0	0	0	0	0	107,281	0	0	0
3626220	CINCINNATI	OH		07/30/2021		4,542,185	0	0	0	0	0	0	0	201,751	0	0	0
3626264	CENTERVILLE	OH		12/23/2021		9,071,667	0	0	0	0	0	0	0	347,159	0	0	0
3626268	GROVE CITY	OH		01/31/2022		1,435,917	0	0	0	0	0	0	0	79,441	0	0	0
3626277	WASHINGTON TOWNSHIP	OH		03/30/2022		1,622,148	0	0	0	0	0	0	0	58,555	0	0	0
3626278	ANDERSON TOWNSHIP	OH		03/30/2022		2,441,773	0	0	0	0	0	0	0	109,547	0	0	0
3626329	CINCINNATI	OH		11/17/2022		1,075,000	0	0	0	0	0	0	0	49,659	0	0	0
3626332	WEST CHESTER	OH		12/05/2022		1,250,000	0	0	0	0	0	0	0	30,447	0	0	0
3626333	CINCINNATI	OH		12/14/2022		2,500,000	0	0	0	0	0	0	0	42,431	0	0	0
3626353	MASON	OH		04/06/2023		0	0	0	0	0	0	0	0	82,737	0	0	0
3626387	CINCINNATI	OH		11/01/2023		0	0	0	0	0	0	0	0	2,970	0	0	0
3725532	TULSA	OK		10/20/2011		542,164	0	0	0	0	0	0	0	32,322	0	0	0
3725944	TULSA	OK		09/15/2017		798,724	0	0	0	0	0	0	0	153,025	0	0	0
3825553	PORTLAND	OR		05/07/2012		534,784	0	0	0	0	0	0	0	59,528	0	0	0
3825732	SPRINGFIELD	OR		12/29/2014		1,658,029	0	0	0	0	0	0	0	106,011	0	0	0
3925244	CASTLE SHANNON BOROUGH	PA		06/15/2006		181,128	0	0	0	0	0	0	0	46,545	0	0	0
3925551	PITTSBURGH	PA		04/30/2012		143,570	0	0	0	0	0	0	0	100,469	0	0	0
3925552	PITTSBURGH	PA		04/30/2012		98,787	0	0	0	0	0	0	0	69,062	0	0	0
3926281	BRISTOL	PA		04/18/2022		4,753,837	0	0	0	0	0	0	0	433,847	0	0	0
4125536	FORT MILL	SC		10/31/2011		448,041	0	0	0	0	0	0	0	105,466	0	0	0
4125898	CHARLESTON	SC		03/30/2017		2,277,840	0	0	0	0	0	0	0	86,943	0	0	0
4125918	CONWAY	SC		06/28/2017		2,026,824	0	0	0	0	0	0	0	100,656	0	0	0
4225864	BELLE FOURCHE	SD		11/08/2016		1,567,803	0	0	0	0	0	0	0	83,485	0	0	0
4325727	LAKELAND	TN		12/19/2014		854,477	0	0	0	0	0	0	0	105,659	0	0	0
4325756	FRANKLIN	TN		05/11/2015		308,426	0	0	0	0	0	0	0	95,188	0	0	0
4325959	COLLIERVILLE	TN		11/20/2017		1,290,075	0	0	0	0	0	0	0	5,032	0	0	0
4326034	CHATTANOOGA	TN		11/27/2018		1,002,234	0	0	0	0	0	0	0	41,825	0	0	0
4326055	CHATTANOOGA	TN		02/27/2019		2,193,074	0	0	0	0	0	0	0	61,609	0	0	0
4326063	CORDOVA	TN		03/29/2019		1,318,829	0	0	0	0	0	0	0	88,999	0	0	0
4326378	CHATTANOOGA	TN		09/05/2023		0	0	0	0	0	0	0	0	8,071	0	0	0
4326379	CHATTANOOGA	TN		09/05/2023		0	0	0	0	0	0	0	0	11,786	0	0	0
4326382	OOLTHEWAH	TN		09/05/2023		0	0	0	0	0	0	0	0	5,870	0	0	0
4425058	ABILENE	TX		02/27/2004		1,592,749	0	0	0	0	0	0	0	308,974	0	0	0
4425222	CONROE	TX		03/28/2006		873,615	0	0	0	0	0	0	0	40,746	0	0	0
4425228	TEMPLE	TX		04/06/2006		454,753	0	0	0	0	0	0	0	123,396	0	0	0
4425299	CONROE	TX		01/19/2007		364,910	0	0	0	0	0	0	0	14,745	0	0	0
4425393	TEMPLE	TX		05/12/2008		494,384	0	0	0	0	0	0	0	23,868	0	0	0
4425554	PORTLAND	TX		05/14/2012		660,478	0	0	0	0	0	0	0	134,895	0	0	0
4425571	EL PASO	TX		08/28/2012		703,642	0	0	0	0	0	0	0	89,563	0	0	0
4425665	LAREDO	TX		11/26/2013		311,131	0	0	0	0	0	0	0	151,927	0	0	0
4425685	SAN ANTONIO	TX		05/23/2014		803,013	0	0	0	0	0	0	0	103,857	0	0	0
4425715	EL PASO	TX		10/30/2014		741,603	0	0	0	0	0	0	0	69,167	0	0	0

E06.4

ANNUAL STATEMENT FOR THE YEAR 2023 OF AUGUSTAR LIFE ASSURANCE CORPORATION

SCHEDULE B - PART 3

Showing All Mortgage Loans DISPOSED, Transferred or Repaid During the Current Year

1 Loan Number	2 Location		4 Loan Type	5 Date Acquired	6 Disposal Date	7 Book Value/ Recorded Investment Excluding Accrued Interest Prior Year	8 Change in Book Value/Recorded Investment					14 Book Value/ Recorded Investment Excluding Accrued Interest on Disposal	15 Consid- eration	16 Foreign Exchange Gain (Loss) on Disposal	17 Realized Gain (Loss) on Disposal	18 Total Gain (Loss) on Disposal	
	2 City	3 State					8 Unrealized Valuation Increase/ (Decrease)	9 Current Year's (Amortization) /Accretion	10 Current Year's Other- Than- Temporary Impairment Recognized	11 Capitalized Deferred Interest and Other	12 Total Change in Book Value (8+9-10+11)						13 Total Foreign Exchange Change in Book Value
4425724	FREDERICKSBURG	TX		12/16/2014		647,336	0	0	0	0	0	0	0	116,875	0	0	0
4425741	NORTH RICHLAND HILLS	TX		03/13/2015		1,600,197	0	0	0	0	0	0	0	97,063	0	0	0
4425774	RED OAK	TX		07/10/2015		1,089,015	0	0	0	0	0	0	0	71,651	0	0	0
4425852	DALLAS	TX		09/13/2016		2,276,196	0	0	0	0	0	0	0	125,765	0	0	0
4425879	SAN ANTONIO	TX		01/11/2017		1,676,660	0	0	0	0	0	0	0	86,740	0	0	0
4425891	EL PASO	TX		03/06/2017		520,813	0	0	0	0	0	0	0	46,480	0	0	0
4425894	ROCKWALL	TX		03/21/2017		1,079,555	0	0	0	0	0	0	0	147,254	0	0	0
4425903	VICTORIA	TX		04/27/2017		1,358,865	0	0	0	0	0	0	0	81,873	0	0	0
4425907	SAN ANTONIO	TX		05/12/2017		688,784	0	0	0	0	0	0	0	59,206	0	0	0
4425914	HORIZON CITY	TX		06/21/2017		1,703,641	0	0	0	0	0	0	0	110,594	0	0	0
4425928	EL PASO	TX		07/18/2017		4,222,242	0	0	0	0	0	0	0	344,529	0	0	0
4425945	PFLUGERVILLE	TX		09/20/2017		2,462,942	0	0	0	0	0	0	0	119,232	0	0	0
4425981	EL PASO	TX		03/09/2018		3,440,215	0	0	0	0	0	0	0	155,743	0	0	0
4425984	HOUSTON	TX		03/28/2018		838,892	0	0	0	0	0	0	0	39,078	0	0	0
4426060	MCALLEN	TX		03/26/2019		1,920,836	0	0	0	0	0	0	0	130,731	0	0	0
4426061	SWEETWATER	TX		03/27/2019		2,414,943	0	0	0	0	0	0	0	101,601	0	0	0
4426087	NEW BRAUNFELS	TX		07/15/2019		1,123,064	0	0	0	0	0	0	0	68,701	0	0	0
4426106	HOUSTON	TX		09/19/2019		1,416,791	0	0	0	0	0	0	0	103,098	0	0	0
4426110	FORT WORTH	TX		10/10/2019		3,108,965	0	0	0	0	0	0	0	207,853	0	0	0
4426194	VICTORIA	TX		05/14/2021		3,813,966	0	0	0	0	0	0	0	129,552	0	0	0
4426214	SAN ANTONIO	TX		07/15/2021		2,656,735	0	0	0	0	0	0	0	267,919	0	0	0
4426232	GRAND PRAIRIE	TX		09/17/2021		1,399,576	0	0	0	0	0	0	0	22,024	0	0	0
4426251	SAN ANGELO	TX		12/06/2021		1,934,771	0	0	0	0	0	0	0	73,495	0	0	0
4426262	EAGLE PASS	TX		12/22/2021		2,475,919	0	0	0	0	0	0	0	168,094	0	0	0
4426290	HOUSTON	TX		05/27/2022		1,028,797	0	0	0	0	0	0	0	64,356	0	0	0
4426301	EL PASO	TX		06/28/2022		990,579	0	0	0	0	0	0	0	23,305	0	0	0
4426308	CEDAR PARK	TX		08/23/2022		5,856,019	0	0	0	0	0	0	0	181,348	0	0	0
4426327	SAN ANTONIO	TX		11/10/2022		4,920,000	0	0	0	0	0	0	0	99,127	0	0	0
4426328	ARLINGTON	VA		11/16/2022		5,000,000	0	0	0	0	0	0	0	98,266	0	0	0
4426334	EL PASO	TX		12/20/2022		1,300,000	0	0	0	0	0	0	0	22,363	0	0	0
4525637	SALT LAKE CITY	UT		06/27/2013		571,206	0	0	0	0	0	0	0	91,519	0	0	0
4526025	SALT LAKE CITY	UT		09/04/2018		1,950,032	0	0	0	0	0	0	0	82,020	0	0	0
4526136	OREM	UT		03/30/2020		2,050,952	0	0	0	0	0	0	0	59,843	0	0	0
4526345	MURRAY	UT		02/08/2023		0	0	0	0	0	0	0	0	19,410	0	0	0
4720658	GLEN ALLEN	VA		03/13/2019		2,888,797	0	0	0	0	0	0	0	79,591	0	0	0
4725546	ROANOKE	VA		02/27/2012		911,305	0	0	0	0	0	0	0	97,189	0	0	0
4725634	VIRGINIA BEACH	VA		06/26/2013		105,345	0	0	0	0	0	0	0	90,262	0	0	0
4725706	WOODBRIIDGE	VA		09/30/2014		510,691	0	0	0	0	0	0	0	274,201	0	0	0
4725720	MIDDLELOTHIAN	VA		12/03/2014		744,719	0	0	0	0	0	0	0	47,115	0	0	0
4725721	YORKTOWN	VA		12/10/2014		675,307	0	0	0	0	0	0	0	83,506	0	0	0
4725960	NORFOLK	VA		11/22/2017		2,476,388	0	0	0	0	0	0	0	119,241	0	0	0
4725983	VIRGINIA BEACH	VA		03/16/2018		1,622,650	0	0	0	0	0	0	0	127,445	0	0	0
4726029	FARMVILLE	VA		09/27/2018		5,406,630	0	0	0	0	0	0	0	229,865	0	0	0
4726162	STERLING	VA		11/12/2020		2,462,741	0	0	0	0	0	0	0	98,837	0	0	0
4726180	WINCHESTER	VA		03/25/2021		4,148,194	0	0	0	0	0	0	0	251,893	0	0	0
4726196	PORTSMOUTH	VA		05/19/2021		3,221,614	0	0	0	0	0	0	0	124,434	0	0	0
4825759	RICHLAND	WA		05/21/2015		3,131,572	0	0	0	0	0	0	0	184,429	0	0	0
4825775	SILVERDALE	WA		07/13/2015		2,183,577	0	0	0	0	0	0	0	132,595	0	0	0
4825838	AUBURN	WA		06/29/2016		1,328,251	0	0	0	0	0	0	0	49,034	0	0	0
4825861	TACOMA	WA		10/04/2016		614,853	0	0	0	0	0	0	0	58,588	0	0	0
4825916	BELLINGHAM	WA		06/28/2017		2,515,852	0	0	0	0	0	0	0	124,455	0	0	0

ANNUAL STATEMENT FOR THE YEAR 2023 OF AUGUSTAR LIFE ASSURANCE CORPORATION

SCHEDULE B - PART 3

Showing All Mortgage Loans DISPOSED, Transferred or Repaid During the Current Year

1 Loan Number	Location		4 Loan Type	5 Date Acquired	6 Disposal Date	7 Book Value/ Recorded Investment Excluding Accrued Interest Prior Year	Change in Book Value/Recorded Investment					14 Book Value/ Recorded Investment Excluding Accrued Interest on Disposal	15 Consid- eration	16 Foreign Exchange Gain (Loss) on Disposal	17 Realized Gain (Loss) on Disposal	18 Total Gain (Loss) on Disposal	
	2 City	3 State					8 Unrealized Valuation Increase/ (Decrease)	9 Current Year's (Amortization) /Accretion	10 Current Year's Other- Than- Temporary Impairment Recognized	11 Capitalized Deferred Interest and Other	12 Total Change in Book Value (8+9-10+11)						13 Total Foreign Exchange Change in Book Value
4826050	BURIEN	WA		02/15/2019		1,632,474	0	0	0	0	0	0	110,402	0	0	0	
4826230	SEATTLE	WA		08/26/2021		3,291,216	0	0	0	0	0	0	90,514	0	0	0	
4826369	SEATTLE	WA		07/12/2023		0	0	0	0	0	0	0	10,143	0	0	0	
4925383	HEDGESVILLE	IV		02/11/2008		27,183	0	0	0	0	0	0	23,852	0	0	0	
5025890	BURLINGTON	WI		03/03/2017		476,778	0	0	0	0	0	0	66,344	0	0	0	
5026067	ARCADIA	WI		04/17/2019		661,129	0	0	0	0	0	0	48,647	0	0	0	
5026068	CASHTON	WI		04/17/2019		618,648	0	0	0	0	0	0	3,711	0	0	0	
5026339	MILWAUKEE	WI		01/31/2023		0	0	0	0	0	0	0	157,198	0	0	0	
5026340	MILWAUKEE	WI		01/31/2023		0	0	0	0	0	0	0	168,432	0	0	0	
5026342	MILWAUKEE	WI		01/31/2023		0	0	0	0	0	0	0	233,925	0	0	0	
0299999. Mortgages with partial repayments						452,157,830	0	0	0	0	0	0	30,610,388	0	0	0	
0599999 - Totals						465,218,744	0	0	0	0	0	0	11,791,966	42,402,355	0	0	0

ANNUAL STATEMENT FOR THE YEAR 2023 OF AUGUSTAR LIFE ASSURANCE CORPORATION

SCHEDULE BA - PART 1

Showing Other Long-Term Invested Assets OWNED December 31 of Current Year

1	2	3	4 Location		6	7	8	9	10	11	12	Change in Book/Adjusted Carrying Value					18	19	20	
			4	5								13	14	15	16	17				
CUSIP Identification	Name or Description	Code	City	State	Name of Vendor or General Partner	NAIC Designation, NAIC Designation Modifier and SVO Administrative Symbol	Date Originally Acquired	Type and Strategy	Actual Cost	Fair Value	Book/ Adjusted Carrying Value Less Encumbrances	Unrealized Valuation Increase/ (Decrease)	Current Year's (Depreciation) or (Amortization)/ Accretion	Current Year's Other-Than-Temporary Impairment Recognized	Capitalized Deferred Interest and Other	Total Foreign Exchange in Book/ Adjusted Carrying Value	Investment Income	Commitment for Additional Investment	Percentage of Ownership	
000000-00-0	Crescent Direct Lending Fund III Note Feeder LP		Wilmington	DE	Crescent Direct Lending Fund III GP LLC		12/31/2021	1	1,282,894	1,611,594	1,611,594	243,691	0	0	0	0	3,057	717,106	0.500	
000000-00-0	Ironwood Capital Partners V Feeder LP		Wilmington	DE	Ironwood Capital Management V LLC		08/18/2022	1	128,511	143,259	143,259	(20,539)	0	0	0	0	0	371,489	0.313	
000000-00-0	PineBridge Private Credit III Parallel LP		Wilmington	DE	PineBridge Private Credit III GP LP		09/22/2023	1	846,906	966,429	966,429	118,352	0	0	0	0	(130,070)	1,159,853	0.200	
1799999	Joint Venture Interests - Fixed Income - NAIC Designation Not Assigned by the SVO - Unaffiliated										2,258,311	2,721,282	2,721,282	341,504	0	0	0	(127,013)	2,248,448	XXX
000000-00-0	Blue Owl GP Stakes V US Investors LP (FKA Dyal V US Investors LP)		Newark	DE	Blue Owl GP Stakes V US Investors LP (FKA Dyal V US Investors LP)		05/19/2021	1	3,600,000	2,336,027	2,336,027	(585,973)	0	0	0	0	398,304	7,991,423	0.860	
000000-00-0	HarbourVest Partners Co-Investment Fund VI, LP		Wilmington	DE	HarbourVest Partners Co-Investment Fund VI, LP		09/30/2022	1	3,500,000	3,639,235	3,639,235	139,235	0	0	0	0	0	1,500,000	0.135	
000000-00-0	Thoma Bravo Fund XV, LP		Wilmington	DE	Thoma Bravo Fund XV, LP		10/14/2022	1	3,565,905	3,739,079	3,739,079	192,890	0	0	0	0	0	1,434,095	0.057	
1999999	Joint Venture Interests - Common Stock - Unaffiliated										10,665,905	9,714,341	9,714,341	(253,848)	0	0	0	398,304	10,925,518	XXX
309590-AA-9	FARMERS EXCHANGE CAP III 144A 5.454% 10/15/54				Direct	2.A FE	02/07/2018		1,054,080	840,000	1,039,799	0	(2,721)	0	0	0	54,540	0	0.000	
309601-AE-2	FARMERS INS EXCH 144A 4.747% 11/01/57			CA	Direct	2.A FE	10/11/2017		3,518,025	2,699,550	3,514,059	0	(740)	0	0	0	166,145	0	0.000	
401378-AB-0	GUARDIAN LIFE INSURANCE 144A 4.875% 06/19/64				Direct	1.D FE	04/18/2018		1,059,390	896,310	1,056,971	0	(482)	0	0	0	48,750	0	0.000	
575767-AJ-7	MASS MUTUAL LIFE 144A 5.375% 12/01/41			MA	Direct	1.D FE	10/19/2018		1,627,920	1,402,530	1,609,987	0	(3,819)	0	0	0	80,625	0	0.000	
638671-AJ-6	NATIONWIDE MUTUAL INSURANCE 144A 7.936% 12/15/24				Direct	1.G FE	12/03/2008		4,568,390	4,496,175	4,499,124	0	(208)	0	0	0	342,451	0	0.000	
649526-AT-5	NEW YORK LIFE INSURANCE 144A 3.750% 05/15/50				Wells Fargo Securities	1.C FE	02/26/2021		1,091,450	801,540	1,085,747	0	(2,085)	0	0	0	37,500	0	0.000	
668138-AA-8	NORTHWESTERN MUTUAL LIFE 144A 3.850% 09/30/47			WI	Direct	1.C FE	02/09/2018		1,904,807	1,606,240	1,915,864	0	2,053	0	0	0	77,000	0	0.000	
668138-AE-0	NORTHWESTERN MUTUAL LIFE 144A 3.450% 03/30/51			WI	Morgan Stanley Dean Witter	1.C FE	03/15/2021		2,989,560	2,244,510	2,990,054	0	226	0	0	0	103,500	0	0.000	
707567-AA-1	PENN MUTUAL LIFE INSURANCE CO 144A 6.650% 06/15/34				Direct	1.F FE	08/26/2011		1,070,930	1,049,250	1,044,507	0	(2,963)	0	0	0	66,500	0	0.000	
878091-BF-3	TEACHERS INSUR & ANNUITY 144A 4.270% 05/15/47			NY	Direct	1.D FE	05/05/2017		1,998,640	1,746,540	1,998,832	0	29	0	0	0	85,400	0	0.000	
905641-AA-4	UNION CENTRAL LIFE 144A 8.200% 11/01/26				Direct	1.G FE	07/23/2009		3,398,304	3,590,568	3,608,378	0	(17,931)	0	0	0	295,200	0	0.000	
95765P-AA-7	WESTERN & SOUTHERN LIFE 144A 5.150% 01/15/49				Direct	1.F FE	01/17/2019		5,969,220	5,607,900	5,971,578	0	545	0	0	0	309,000	0	0.000	
2799999	Surplus Debentures, etc - Unaffiliated										30,250,716	26,981,113	30,334,900	0	(28,096)	0	0	1,666,611	0	XXX
6099999	Total - Unaffiliated										43,174,932	39,416,736	42,770,523	87,656	(28,096)	0	0	1,937,902	13,173,966	XXX
6199999	Total - Affiliated										0	0	0	0	0	0	0	0	0	XXX
6299999	Totals										43,174,932	39,416,736	42,770,523	87,656	(28,096)	0	0	1,937,902	13,173,966	XXX

1. Line Book/Adjusted Carrying Value by NAIC Designation Category Footnote:

Number	1A	1B	1C	1D	1E	1F	1G							
1A	1A ..\$	0	1B ..\$	0	1C ..\$	5,991,665	1D ..\$	4,665,790	1E ..\$	0	1F ..\$	7,016,085	1G ..\$	8,107,502
1B	2A ..\$	4,553,858	2B ..\$	0	2C ..\$	0								
1C	3A ..\$	0	3B ..\$	0	3C ..\$	0								
1D	4A ..\$	0	4B ..\$	0	4C ..\$	0								
1E	5A ..\$	0	5B ..\$	0	5C ..\$	0								
1F	6 ..\$	0												

E07

ANNUAL STATEMENT FOR THE YEAR 2023 OF AUGUSTAR LIFE ASSURANCE CORPORATION

SCHEDULE BA - PART 2

Showing Other Long-Term Invested Assets ACQUIRED AND ADDITIONS MADE December 31 of Current Year

1 CUSIP Identification	2 Name or Description	Location		5 Name of Vendor or General Partner	6 Date Originally Acquired	7 Type and Strategy	8 Actual Cost at Time of Acquisition	9 Additional Investment Made After Acquisition	10 Amount of Encumbrances	11 Percentage of Ownership
		3 City	4 State							
000000-00-0	Crescent Direct Lending Fund III Note Feeder LP	Wilmington	DE.....	Crescent Direct Lending Fund III GP LLC	12/31/2021	1.....	0.....	265,454	0.....	0.500
000000-00-0	Ironwood Capital Partners V Feeder LP	Wilmington	DE.....	Ironwood Capital Management V LLC	08/18/2022	1.....	0.....	102,411	0.....	0.313
000000-00-0	PineBridge Private Credit III Parallel LP	Wilmington	DE.....	PineBridge Private Credit III GP LP	09/22/2023	1.....	664,404	183,924	0.....	0.200
1799999. Joint Venture Interests - Fixed Income - NAIC Designation Not Assigned by the SVO - Unaffiliated										
000000-00-0	Blue Owl GP Stakes V US Investors LP (FKA Dyal V US Investors LP)	Newark	DE.....	Blue Owl GP Stakes V US Investors LP (FKA Dyal V US Investors LP)	12/31/2021	1.....	0.....	1,550,000	0.....	0.860
000000-00-0	HarbourVest Partners Co-Investment Fund VI, LP	Wilmington	DE.....	HarbourVest Partners Co-Investment Fund VI, LP	09/30/2022	1.....	0.....	2,250,000	0.....	0.135
000000-00-0	Thoma Bravo Fund XV, LP	Wilmington	DE.....	Thoma Bravo Fund XV, LP	10/14/2022	1.....	0.....	882,423	0.....	0.057
1999999. Joint Venture Interests - Common Stock - Unaffiliated										
6099999. Total - Unaffiliated							664,404	5,234,212	0	XXX
6199999. Total - Affiliated							0	0	0	XXX
.....						
.....						
.....						
.....						
6299999 - Totals							664,404	5,234,212	0	XXX

ANNUAL STATEMENT FOR THE YEAR 2023 OF AUGUSTAR LIFE ASSURANCE CORPORATION

SCHEDULE BA - PART 3

Showing Other Long-Term Invested Assets DISPOSED, Transferred or Repaid During the Current Year

1 CUSIP Identification	2 Name or Description	Location		5 Name of Purchaser or Nature of Disposal	6 Date Originally Acquired	7 Disposal Date	8 Book/ Adjusted Carrying Value Less Encum- brances, Prior Year	Change in Book/Adjusted Carrying Value						15 Book/ Adjusted Carrying Value Less Encum- brances on Disposal	16 Consid- eration	17 Foreign Exchange Gain (Loss) on Disposal	18 Realized Gain (Loss) on Disposal	19 Total Gain (Loss) on Disposal	20 Invest- ment Income	
		3 City	4 State					9 Unrealized Valuation Increase/ (De- crease)	10 Current Year's (Depre- ciation) or (Amorti- zation)/ Accretion	11 Current Year's Other- Than- Tempo- rary Impair- ment Recog- nized	12 Capital- ized Deferred Interest and Other	13 Total Change in Book/ Adjusted Carrying Value (9+10- 11+12)	14 Total Foreign Exchange Change in Book/ Adjusted Carrying Value							
000000-00-0	PineBridge Private Credit III Parallel LP	Wilmington	DE	Capital Distribution	09/22/2023	09/22/2023	7,930	0	0	0	0	0	0	7,930	7,930	0	0	0	0	
000000-00-0	PineBridge Private Credit III Parallel LP	Wilmington	DE	Capital Distribution	09/22/2023	11/30/2023	251	0	0	0	0	0	0	251	251	0	0	0	0	
000000-00-0	PineBridge Private Credit III Parallel LP	Wilmington	DE	Income	09/22/2023	12/31/2023	(7,930)	0	0	0	0	0	0	(7,930)	(7,930)	0	0	0	0	
1799999. Joint Venture Interests - Fixed Income - NAIC Designation Not Assigned by the SVO - Unaffiliated							251	0	0	0	0	0	0	251	251	0	0	0	0	
000000-00-0	Blue Owl GP Stakes V US Investors LP (FKA Dyal V US Investors LP)	Newark	DE	Capital Distribution	12/31/2021	02/28/2023	63,292	0	0	0	0	0	0	63,292	63,292	0	0	0	0	
000000-00-0	Blue Owl GP Stakes V US Investors LP (FKA Dyal V US Investors LP)	Newark	DE	Income	12/31/2021	04/30/2023	(296,845)	0	0	0	0	0	0	(296,845)	(296,845)	0	0	0	0	
000000-00-0	Blue Owl GP Stakes V US Investors LP (FKA Dyal V US Investors LP)	Newark	DE	Capital Distribution	12/31/2021	05/09/2023	113,549	0	0	0	0	0	0	113,549	113,549	0	0	0	0	
000000-00-0	Blue Owl GP Stakes V US Investors LP (FKA Dyal V US Investors LP)	Newark	DE	Capital Distribution	12/31/2021	08/04/2023	51,279	0	0	0	0	0	0	51,279	51,279	0	0	0	0	
000000-00-0	Blue Owl GP Stakes V US Investors LP (FKA Dyal V US Investors LP)	Newark	DE	Income	12/31/2021	08/07/2023	(63,292)	0	0	0	0	0	0	(63,292)	(63,292)	0	0	0	0	
000000-00-0	Blue Owl GP Stakes V US Investors LP (FKA Dyal V US Investors LP)	Newark	DE	Capital Distribution	12/31/2021	09/14/2023	956,854	0	0	0	0	0	0	956,854	956,854	0	0	0	0	
000000-00-0	Blue Owl GP Stakes V US Investors LP (FKA Dyal V US Investors LP)	Newark	DE	Capital Distribution	12/31/2021	11/07/2023	75,326	0	0	0	0	0	0	75,326	75,326	0	0	0	0	
1999999. Joint Venture Interests - Common Stock - Unaffiliated							900,163	0	0	0	0	0	0	900,163	900,163	0	0	0	0	
6099999. Total - Unaffiliated							900,414	0	0	0	0	0	0	900,414	900,414	0	0	0	0	
6199999. Total - Affiliated							0	0	0	0	0	0	0	0	0	0	0	0	0	0
6299999 - Totals							900,414	0	0	0	0	0	0	900,414	900,414	0	0	0	0	

ANNUAL STATEMENT FOR THE YEAR 2023 OF AUGUSTAR LIFE ASSURANCE CORPORATION

SCHEDULE D - PART 1

Showing All Long-Term BONDS Owned December 31 of Current Year

1 CUSIP Identification	2 Description	Codes			6 NAIC Designation, NAIC Designation Modifier and SVO Administrative Symbol	7 Actual Cost	Fair Value		10 Par Value	11 Book/ Adjusted Carrying Value	Change in Book/Adjusted Carrying Value				Interest					Dates	
		3 C o d e	4 F o r e i g n	5 B o n d C h a r			8 R a t e U s e d t o O b t a i n F a i r V a l u e	9 F a i r V a l u e			12 U n r e a l i z e d V a l u e I n c r e a s e/ (D e c r e a s e)	13 C u r r e n t Y e a r ' (A m o r t i z a t i o n)/ A c c r e t i o n	14 C u r r e n t Y e a r ' O t h e r - T h a n - T e m p o r a r y I m p a i r m e n t R e c o g n i z e d	15 T o t a l F o r e i g n E x c h a n g e i n B o o k/ A d j u s t e d C a r r y i n g V a l u e	16 R a t e o f	17 E f f e c t i v e R a t e o f	18 W h e n P a i d	19 A d m i t t e d A m o u n t D u e a n d A c c r u e d	20 A m o u n t R e c e i v e d D u r i n g Y e a r	21 A c q u i r e d	22 S t a t e d C o n t r a c t u r a l M a t u r i t y D a t e
36235*-AB-7	CANTON LEASE FINANCE TRUST-GSA US GOVT LEASE				1.A	1,300,288	99,1550	1,289,295	1,300,288	1,300,288	0	0	0	0	4.730	4.777	MON	2,733	61,504	09/09/2010	06/15/2030
912828-V9-8	US TREASURY NOTES				1.A	1,073,273	94,9470	1,044,417	1,100,000	1,090,019	0	2,975	0	0	2.250	2.549	FA	9,349	24,750	01/12/2018	02/15/2027
912828-XB-1	US TREASURY NOTES				1.A	247,383	96,8280	242,070	250,000	249,554	0	324	0	0	2.125	2.260	MN	686	5,313	03/28/2017	05/15/2025
91282C-CB-5	US TREASURY N/B				1.A	2,988,269	85,8040	2,647,053	3,085,000	2,999,320	0	10,140	0	0	1.625	2.018	MN	6,473	50,131	08/17/2022	05/15/2031
91282C-FV-8	US TREASURY N/B				1.A	217,602	101,6850	233,876	230,000	217,816	0	214	0	0	4.125	4.868	MN	1,225	4,744	10/23/2023	11/15/2032
0019999999	Subtotal - Bonds - U.S. Governments - Issuer Obligations					5,826,815	XXX	5,456,711	5,965,288	5,856,997	0	13,653	0	0	XXX	XXX	XXX	20,466	146,442	XXX	XXX
383776-S7-5	GNMA 2010-89 PD				1.A	154,045	98,4740	143,616	145,842	146,314	0	(435)	0	0	4.000	3.359	MON	486	5,834	04/16/2014	07/20/2040
383777-GE-5	GNMA 2011-2 HG				1.A	1,228,771	97,5030	1,072,713	1,100,187	1,145,675	0	2,871	0	0	4.000	3.082	MON	3,667	44,007	10/09/2012	01/20/2041
38383H-CD-9	GOVERNMENT NATIONAL MORTGAGE A 2022-205 UA				1.A	28,407,895	100,0660	28,896,222	28,877,148	28,411,840	0	3,945	0	0	5.000	5.433	MON	120,321	0	12/11/2023	05/20/2052
38383V-M5-4	GNMA 2023-35 DA				1.A	9,324,465	98,3240	9,767,985	9,934,505	9,337,125	0	12,660	0	0	4.500	5.940	MON	37,254	37,254	11/13/2023	02/20/2052
0029999999	Subtotal - Bonds - U.S. Governments - Residential Mortgage-Backed Securities					39,115,176	XXX	39,880,536	40,057,682	39,040,954	0	19,041	0	0	XXX	XXX	XXX	161,728	87,095	XXX	XXX
36194S-PD-4	GN AU420 GN AU420				1.A	3,217,036	88,7850	2,804,527	3,158,796	3,188,078	0	(3,082)	0	0	3.020	2.910	MON	4,240	95,396	08/23/2016	09/15/2041
36197J-ZL-2	GOVERNMENT NATIONAL MTG ASSOC GN AZ6147				1.A	3,887,046	93,6540	3,515,132	3,753,334	3,813,490	0	(7,989)	0	0	3.940	3.681	MON	12,323	147,881	01/26/2017	03/15/2037
36230T-B2-7	GN 758157				1.A	5,050,133	99,9380	4,536,631	4,539,445	4,865,360	0	(21,540)	0	0	4.550	3.494	MON	17,212	206,545	01/12/2015	05/15/2038
38373M-2F-6	GNMA 2008-80 IO				1.A	126,568	9,8860	181,176	0	120,092	0	536	0	0	2.185	31.301	MON	3,336	44,688	11/17/2009	04/16/2050
38376G-2H-2	GNMA 2011-92 C				1.A	714,275	94,8180	690,422	728,155	723,876	0	599	0	0	3.725	3.908	MON	2,261	27,128	07/20/2011	04/16/2052
38378N-3J-0	GNMA 2014-67 DE				1.A	343,142	98,3680	339,826	345,463	344,819	0	38	0	0	3.682	3.773	MON	1,060	12,715	05/21/2014	11/16/2046
38378X-VL-2	GNMA 2014-155 VA				1.A	3,226,313	93,2300	2,939,906	3,153,391	3,166,896	0	(4,871)	0	0	3.000	2.727	MON	7,883	94,602	04/06/2016	03/16/2037
0039999999	Subtotal - Bonds - U.S. Governments - Commercial Mortgage-Backed Securities					16,564,513	XXX	15,007,620	15,678,584	16,222,611	0	(36,309)	0	0	XXX	XXX	XXX	48,315	628,955	XXX	XXX
0109999999	Total - U.S. Government Bonds					61,506,504	XXX	60,344,867	61,701,554	61,120,562	0	(3,615)	0	0	XXX	XXX	XXX	230,509	862,492	XXX	XXX
46513G-BM-2	STATE OF ISRAEL				1.E FE	1,000,000	99,5680	995,680	1,000,000	1,000,000	0	0	0	0	4.000	4.001	MN	6,685	40,000	07/01/2014	07/01/2024
91087B-AQ-3	UNITED MEXICAN STATES				2.B FE	2,999,760	82,7900	2,483,700	3,000,000	2,999,642	0	(14)	0	0	4.280	4.281	FA	48,863	128,400	04/07/2021	08/14/2041
91087B-AR-1	UNITED MEXICAN STATES				2.B FE	4,972,800	84,8520	4,242,600	5,000,000	4,976,391	0	1,909	0	0	3.500	3.556	FA	67,569	175,000	01/04/2022	02/12/2034
0219999999	Subtotal - Bonds - All Other Governments - Issuer Obligations					8,972,560	XXX	7,721,980	9,000,000	8,976,033	0	1,895	0	0	XXX	XXX	XXX	123,117	343,400	XXX	XXX
0309999999	Total - All Other Government Bonds					8,972,560	XXX	7,721,980	9,000,000	8,976,033	0	1,895	0	0	XXX	XXX	XXX	123,117	343,400	XXX	XXX
011770-2D-5	STATE OF ALASKA				1.D FE	1,000,000	89,5260	895,260	1,000,000	1,000,000	0	0	0	0	3.858	3.858	FA	16,075	38,580	01/16/2013	08/01/2037
03255L-JU-4	ANAHEIM CA PUBLIC FING AUTH LE				1.E FE	2,000,000	69,1340	1,382,680	2,000,000	2,000,000	0	0	0	0	3.121	3.121	JJ	31,210	62,420	06/11/2021	07/01/2051
040484-GP-6	ARIZONA BOARD OF REGENTS UNIV ARIZONA SYS REV				1.D FE	1,495,000	94,3940	1,411,190	1,495,000	1,495,000	0	0	0	0	3.912	3.912	JD	4,874	58,484	12/20/2012	06/01/2034
040507-NB-7	ARIZONA ST HLTH FACS AUTH BANN				1.D FE	1,000,000	97,7240	977,240	1,000,000	1,000,000	0	0	0	0	4.162	4.162	JJ	20,810	41,620	10/18/2012	01/01/2030
04300D-AD-2	ART INSTITUTE OF CHICAGO				1.D FE	2,000,000	95,0690	1,901,380	2,000,000	2,000,000	0	0	0	0	3.782	3.782	MS	25,213	75,640	10/11/2012	03/01/2027
052451-BH-3	CITY OF AUSTIN CONRAC 2013				1.E FE	4,000,000	74,4830	2,979,320	4,000,000	4,000,000	0	0	0	0	2.858	2.858	MN	14,608	114,320	02/10/2021	11/15/2042
059231-W7-1	BALTIMORE MD REVENUE				1.D FE	3,350,000	71,2800	2,387,880	3,350,000	3,350,000	0	0	0	0	2.864	2.864	JJ	47,972	95,944	11/19/2020	07/01/2043
13077D-QU-9	CALIFORNIA ST UNIV REVENUE				1.D FE	2,500,000	73,6770	1,841,925	2,500,000	2,500,000	0	0	0	0	2.795	2.795	MN	11,646	69,875	07/09/2021	11/01/2041
167593-U2-6	CHICAGO IL O'HARE INTERNATIONAL				1.E FE	2,000,000	80,9340	1,618,680	2,000,000	2,000,000	0	0	0	0	3.006	3.006	JJ	30,060	60,120	09/25/2020	01/01/2038
196480-T6-4	COLORADO ST HSG & FIN AUTH				1.A FE	2,000,000	102,9440	2,058,880	2,000,000	2,000,000	0	0	0	0	6.079	6.079	MN	20,263	106,720	11/09/2022	11/01/2041
235036-7A-2	DALLAS-FORT WORTH AIRPORT AIRPORT				1.E FE	4,000,000	73,6600	2,946,400	4,000,000	4,000,000	0	0	0	0	2.919	2.919	MN	19,460	116,760	07/31/2020	11/01/2050
24917D-AG-8	DENVER TAX REVENUE 2016B				1.D FE	3,000,000	94,5450	2,836,350	3,000,000	3,000,000	0	0	0	0	3.818	3.818	FA	47,725	114,540	03/24/2016	08/01/2032
249218-BA-5	DENVER COLORADO PUBLIC SCHOOL DISTRICT CERT OF PARTICIPATION				1.D FE	2,200,000	97,1130	2,136,486	2,200,000	2,200,000	0	0	0	0	3.598	3.598	JD	3,518	79,156	04/18/2013	12/15/2027
249218-BC-1	DENVER COLORADO PUBLIC SCHOOL DISTRICT CERT OF PARTICIPATION				1.D FE	1,000,000	94,2140	942,140	1,000,000	1,000,000	0	0	0	0	4.242	4.242	JD	1,885	42,420	04/18/2013	12/15/2037
25477P-NF-8	DIST OF COLUMBIA HSG FIN AGY 2014-A A				1.B FE	1,009,856	94,7810	957,152	1,009,856	1,009,856	0	0	0	0	3.875	3.875	MON	1,739	39,242	05/19/2014	06/15/2045

E10

ANNUAL STATEMENT FOR THE YEAR 2023 OF AUGUSTAR LIFE ASSURANCE CORPORATION

SCHEDULE D - PART 1

Showing All Long-Term BONDS Owned December 31 of Current Year

1	2	Codes			6	7	Fair Value		10	11	Change in Book/Adjusted Carrying Value				Interest					Dates	
		3	4	5			8	9			12	13	14	15	16	17	18	19	20	21	22
CUSIP Identification	Description	C o d e	F o r e i g n	B o n d C h a r	NAIC Designation, NAIC Designation Modifier and SVO Administrative Symbol	Actual Cost	Rate Used to Obtain Fair Value	Fair Value	Par Value	Book/ Adjusted Carrying Value	Unrealized Valuation Increase/ (Decrease)	Current Year's (Amortization)/ Accretion	Current Year's Other-Than-Temporary Impairment Recognized	Total Foreign Exchange Change in Book/ Adjusted Carrying Value	Rate of	Effective Rate of	When Paid	Admitted Amount Due and Accrued	Amount Received During Year	Acquired	Stated Contractual Maturity Date
29270C-YV-1	ENERGY NORTHWEST				1.C FE	1,000,000	97.6650	976,650	1,000,000	1,000,000	0	0	0	0	3.603	3.603	JJ	18,015	36,030	08/15/2012	07/01/2027
36005F-DU-6	FULTON CNTY GA DEV AUTH REVENU HIGHER EDUCATION			1	1.F FE	2,000,000	75.3820	1,507,640	2,000,000	2,000,000	0	0	0	0	3.135	3.135	AO	15,675	62,700	08/16/2019	10/01/2041
372546-AS-0	GEORGE WASHINGTON UNIVERSITY				1.E FE	1,000,000	88.0220	880,220	1,000,000	1,000,000	0	0	0	0	4.363	4.363	MS	12,847	43,630	02/05/2013	09/15/2043
38122N-B7-6	GOLDEN ST TOBACCO SECURITIZATI			1	1.D FE	3,945,000	91.0730	3,592,830	3,945,000	3,945,000	0	0	0	0	3.000	3.000	JD	9,863	118,350	09/30/2021	06/01/2046
392274-N4-4	GTR ORLANDO FL AVIATION AUTH A			2	1.D FE	7,505,000	85.7780	6,437,639	7,505,000	7,505,000	0	0	0	0	3.594	3.592	AO	67,432	269,730	09/30/2016	10/01/2039
419792-KM-7	STATE OF HAWAII			2	1.C FE	3,000,000	94.2980	2,828,940	3,000,000	3,000,000	0	0	0	0	2.902	2.902	AO	21,765	87,060	04/01/2016	10/01/2028
432308-U6-9	HILLSBOROUGH CNTY FL AVIATION			1	1.E FE	2,000,000	82.0390	1,640,780	2,000,000	2,000,000	0	0	0	0	3.858	3.858	AO	19,290	77,160	02/24/2022	10/01/2044
434682-AA-8	HOKE CNTY NC LMTD OBLIG TYBL QUALIFIED SCH CONSTRUCT				1.E FE	1,000,000	100.7360	1,007,360	1,000,000	1,000,000	0	0	0	0	4.914	4.914	JD	4,095	49,140	06/21/2012	06/01/2032
45201Y-YJ-0	ILLINOIS ST HSG DEV AUTH REV 2012-A			2	1.B FE	861,058	85.4250	735,559	861,058	861,058	0	0	0	0	2.625	2.625	MON	1,884	22,603	11/06/2012	12/01/2042
452152-66-1	ILLINOIS ST GOV OBLIGATION GENERAL OBLIGATION				1.G FE	1,000,000	100.6970	1,000,000	1,000,000	1,000,000	0	0	0	0	5.500	5.500	MN	9,167	55,000	05/14/2020	05/01/2024
452152-QV-6	ILLINOIS ST GOV OBLIGATION				1.G FE	1,000,000	100.7990	1,007,990	1,000,000	1,000,000	0	0	0	0	5.010	5.010	AO	12,525	50,100	04/02/2013	04/01/2028
452227-FP-1	ILLINOIS ST SALES TAX REVENUE				1.F FE	770,000	99.1090	763,139	770,000	770,000	0	0	0	0	3.231	3.231	JD	1,106	24,879	05/10/2012	06/15/2024
462590-MH-0	IOWA ST STUDENT LOAN LIQUIDITY STUDENT LOAN			2	1.C FE	150,000	99.5870	149,381	150,000	150,000	0	0	0	0	2.989	2.989	JD	374	4,484	10/09/2019	12/01/2039
47659#-AA-9	JERSEY CITY, NEW JERSEY CTL				1.D	2,011,862	76.4660	1,524,825	1,994,114	2,009,568	0	(593)	0	0	3.600	3.566	MON	3,191	71,792	02/10/2020	09/15/2052
485429-Z3-1	KANSAS ST DEV FIN AUTH REV			1	1.E FE	1,277,100	99.1360	1,278,854	1,290,000	1,284,812	0	1,079	0	0	4.191	4.295	AO	11,413	54,064	08/13/2015	04/15/2028
54628C-MX-7	LOUISIANA ST LOCAL GOVT ENVRNM				1.E FE	4,000,000	64.7460	2,589,840	4,000,000	4,000,000	0	0	0	0	2.637	2.637	FA	43,950	105,480	07/31/2020	02/01/2048
546475-UT-9	LOUISIANA ST GAS & FUELS TAX R			1	1.D FE	2,031,840	72.2060	1,444,120	2,000,000	2,028,739	0	(1,114)	0	0	2.830	2.734	MN	9,433	56,600	02/05/2021	05/01/2043
54651T-BN-4	LOUISIANA ST TRANSPRTN AUTH			1	1.E FE	2,311,178	75.1370	1,690,583	2,250,000	2,294,115	0	(5,995)	0	0	3.080	2.754	FA	26,180	69,300	01/14/2021	08/15/2043
574218-NU-3	MARYLAND ST HLTH & HGR EDUCNTL FACS AUTH REVENUE			2	1.F FE	1,035,290	100.0540	1,000,540	1,000,000	1,000,000	0	(2,493)	0	0	4.000	3.591	FA	15,111	40,000	03/14/2013	08/15/2028
574300-JN-0	MARYLAND TRANS AUTHORITY BUILD AMERICA BONDS MASSACHUSETTS EDL ING AUTH ED LN REV SERIES J 2012				1.C FE	210,000	100.0050	210,011	210,000	210,000	0	0	0	0	5.164	5.164	JJ	5,422	10,844	07/14/2010	07/01/2025
57563R-KE-8	MASSACHUSETTS ST HSG FIN AGY H			2	1.F FE	180,000	100.0210	180,038	180,000	180,000	0	0	0	0	4.800	4.800	JJ	4,320	8,640	06/01/2012	07/01/2027
57587G-TM-7	MASSACHUSETTS ST HSG FIN AGY H			2	1.B FE	8,514,738	102.7680	8,642,789	8,410,000	8,510,278	0	(4,460)	0	0	5.916	5.735	JD	41,461	353,941	06/27/2023	12/01/2047
575896-WR-2	MASSACHUSETTS ST PORT AUTH			1	1.C FE	3,250,000	74.2870	2,414,328	3,250,000	3,250,000	0	0	0	0	2.719	2.719	JJ	44,184	88,368	02/04/2021	07/01/2042
58506Y-AP-7	MEDSTAR HEALTH INC				1.F FE	2,000,000	90.6440	1,812,880	2,000,000	2,000,000	0	0	0	0	3.599	3.599	FA	27,192	71,980	01/29/2015	08/15/2029
592250-DX-9	MET PIER & EXPOSITION AUTH ILR GENERAL			1	2.A FE	5,000,000	96.2270	4,811,350	5,000,000	5,000,000	0	0	0	0	3.955	3.955	JD	8,789	197,750	09/03/2020	12/15/2026
59333N-V5-9	MIAMI-DADE CNTY FL SPL OBLIG			1	1.E FE	6,085,140	77.9720	4,678,320	6,000,000	6,061,490	0	(8,233)	0	0	2.736	2.570	AO	41,040	164,160	12/16/2020	10/01/2036
59333P-W2-0	MIAMI-DADE CNTY FL AVIATION RE			2	1.E FE	3,000,000	82.7440	2,482,320	3,000,000	3,000,000	0	0	0	0	3.856	3.856	AO	28,920	115,680	08/04/2016	10/01/2041
59447T-H9-7	MICHIGAN ST FIN AUTH REVENUE			1	1.G FE	5,000,000	92.0350	4,601,750	5,000,000	5,000,000	0	0	0	0	3.267	3.267	JD	13,613	163,350	10/09/2020	06/01/2039
59447T-KB-8	MICHIGAN ST FIN AUTH REVENUE			1	1.D FE	4,000,000	90.4580	3,618,320	4,000,000	4,000,000	0	0	0	0	3.585	3.585	MN	23,900	143,400	07/29/2016	11/01/2035
59465P-CD-8	MICHIGAN ST HSG DEV AUTH RENTA			2	1.B FE	4,954,706	69.6420	3,572,635	5,130,000	4,956,110	0	1,405	0	0	3.058	3.244	AO	39,219	148,597	08/17/2023	10/01/2046
594698-SJ-2	MICHIGAN ST STRATEGIC FUND LTD			1	1.C FE	2,000,000	78.6020	1,572,040	2,000,000	2,000,000	0	0	0	0	3.225	3.225	MS	21,500	64,500	06/23/2021	09/01/2047
60416T-RS-9	MINNESOTA ST HSG FIN AGY			2	1.B FE	1,351,350	92.4810	1,373,343	1,485,000	1,353,484	0	2,134	0	0	4.707	5.502	JJ	34,949	0	07/06/2023	07/01/2041
60416T-WX-2	MINNESOTA ST HSG FIN AGY			2	1.B FE	1,585,000	97.6750	1,548,149	1,585,000	1,585,000	0	0	0	0	5.163	5.163	JJ	40,917	61,830	09/14/2022	07/01/2040
60416T-WY-0	MINNESOTA ST HSG FIN AGY			2	1.B FE	1,730,000	97.4920	1,686,612	1,730,000	1,730,000	0	0	0	0	5.263	5.263	JJ	45,525	68,793	09/14/2022	07/01/2045
60416T-YZ-5	MINNESOTA ST HSG FIN AGY			2	1.B FE	3,000,000	105.4040	3,162,120	3,000,000	3,000,000	0	0	0	0	6.345	6.345	JJ	95,175	107,336	11/10/2022	07/01/2053
605360-SE-7	MISSISSIPPI ST HOSP EQUIPMENT			1	2.A FE	2,000,000	96.6310	1,932,620	2,000,000	2,000,000	0	0	0	0	3.720	3.720	MS	24,800	74,400	09/16/2016	09/01/2026
60636Y-HL-8	MISSOURI ST HSG 2012 SERIES 1			2	1.B FE	100,000	98.0670	98,067	100,000	100,000	0	0	0	0	3.723	3.723	JJ	1,862	3,723	10/17/2012	07/01/2028
63607V-AB-2	NATIONAL FIN AUTH NH FEDERAL L			1	2.B FE	3,855,000	70.6390	2,723,133	3,855,000	3,855,000	0	0	0	0	3.278	3.278	JAJJ	31,592	126,367	11/19/2020	10/01/2037
64469D-WP-2	NEW HAMPSHIRE HOUSING			2	1.B FE	780,000	99.6010	776,888	780,000	780,000	0	0	0	0	3.855	3.854	JJ	15,035	30,069	01/16/2015	07/01/2030
646080-UN-9	NEW JERSEY ST HIGHER ED ASSIST STUDENT LOAN			2	1.B FE	626,258	96.2410	606,318	630,000	626,885	0	147	0	0	3.250	3.290	JD	1,706	20,475	06/05/2019	12/01/2039
646108-QL-7	NEW JERSEY HOUSING 2015 SERIES E			2	1.D FE	995,000	96.0660	960,660	1,000,000	997,402	0	320	0	0	4.272	4.316	MN	7,120	42,720	08/11/2015	11/01/2030
64763H-FJ-9	NEW ORLEANS LA AVIATION BRD			1	1.F FE	4,916,757	100.5990	4,481,685	4,455,000	4,510,266	0	(53,264)	0	0	5.000	3.725	JJ	111,375	222,750	03/04/2015	01/01/2035
647719-QM-8	NEW ORLEANS LA SEWAGE SVC REVE			2	2.A FE	1,000,000	74.5380	745,380	1,000,000	1,000,000	0	0	0	0	2.839	2.839	JD	2,366	28,390	02/05/2021	06/01/2041

ANNUAL STATEMENT FOR THE YEAR 2023 OF AUGUSTAR LIFE ASSURANCE CORPORATION

SCHEDULE D - PART 1

Showing All Long-Term BONDS Owned December 31 of Current Year

1	2	Codes			6	7	Fair Value		10	11	Change in Book/Adjusted Carrying Value				Interest					Dates	
		3	4	5			8	9			12	13	14	15	16	17	18	19	20	21	22
CUSIP Identification	Description	Code	Rate	Bond Char	NAIC Designation, NAIC Designation Modifier and SVO Administrative Symbol	Actual Cost	Rate Used to Obtain Fair Value	Fair Value	Par Value	Book/ Adjusted Carrying Value	Unrealized Valuation Increase/ (Decrease)	Current Year's (Amortization)/ Accretion	Current Year's Other-Than-Temporary Impairment Recognized	Total Foreign Exchange Change in Book/ Adjusted Carrying Value	Rate of	Effective Rate of	When Paid	Admitted Amount Due and Accrued	Amount Received During Year	Acquired	Stated Contractual Maturity Date
647719-QN-6	NEW ORLEANS LA SEWAGE SVC REVE	2			2.A FE	1,500,000	.70 3510	1,055,265	1,500,000	1,500,000	0	0	0	0	2.939	2.939	JD	3,674	44,085	02/05/2021	06/01/2045
647753-MN-9	NEW ORLEANS LA WTR REVENUE	1			2.A FE	2,750,000	.73 2190	2,013,523	2,750,000	2,750,000	0	0	0	0	2.889	2.889	JD	6,621	79,448	02/05/2021	12/01/2041
64966Q-RV-4	NEW YORK NY GENERAL OBLIGATION	1			1.C FE	5,000,000	.77 3870	3,869,350	5,000,000	5,000,000	0	0	0	0	2.423	2.423	FA	50,479	121,150	12/18/2020	08/01/2036
64990G-JY-9	NEW YORK ST DORM AUTH REVENUES HIGHER EDUCATION	1			1.D FE	3,000,000	.90 5720	2,717,160	3,000,000	3,000,000	0	0	0	0	4.294	4.294	JJ	64,410	128,820	02/13/2019	07/01/2044
658289-B7-7	NORTH CAROLINA ST UNIVERSITY	1			1.C FE	500,000	.94 9860	474,930	500,000	500,000	0	0	0	0	3.825	3.825	AO	4,781	19,125	02/13/2013	10/01/2033
67756D-FE-1	UNIVERSITY OF DAYTON	1			1.F FE	3,035,000	.93 5490	2,839,212	3,035,000	3,035,000	0	0	0	0	4.335	4.335	JD	10,964	131,567	03/04/2015	12/01/2035
68608E-MN-9	OREGON HSG MULTIFAM 2012 SER B	2			1.A FE	90,000	.97 0710	87,364	90,000	90,000	0	0	0	0	4.125	4.125	JJ	1,856	3,713	10/04/2012	07/01/2043
709235-T7-0	PENNSYLVANIA ST UNIV	1			1.C FE	2,092,680	.75 6440	1,512,880	2,000,000	2,081,066	0	(4,012)	0	0	2.790	2.485	MS	18,600	55,800	01/12/2021	09/01/2043
73358W-UG-7	PORT AUTH OF NY & NJ	2			1.D FE	2,700,000	.97 8610	2,642,247	2,700,000	2,700,000	0	0	0	0	3.771	3.771	AO	21,495	101,817	10/29/2014	10/15/2027
76221T-PC-7	RHODE ISLAND ST HSG & MTGE FIN	2	CF		1.C FE	1,750,000	.73 8700	1,292,725	1,750,000	1,750,000	0	0	0	0	3.032	3.032	AO	13,265	53,060	01/14/2022	10/01/2040
762323-CH-4	RHODE ISLAND ST STUDENT LOAN A	2			1.C FE	3,750,000	.91 4800	3,430,500	3,750,000	3,750,000	0	0	0	0	4.931	4.931	JD	15,409	184,913	04/29/2022	12/01/2041
769059-YA-8	RIVERSIDE CA UNIF SCH DIST	2			1.D FE	3,750,000	.91 9490	3,448,088	3,750,000	3,750,000	0	0	0	0	4.250	4.250	FA	66,406	159,375	04/27/2016	08/01/2036
79467B-CM-5	SALES TAX SECURITIZATION CORP	1			1.B FE	960,000	.97 3840	934,886	960,000	960,000	0	0	0	0	4.637	4.637	JJ	22,258	44,515	01/17/2019	01/01/2040
79765R-P6-0	SAN FRANCISCO CITY & CNTY CA P	2			1.D FE	3,341,928	.92 7090	3,152,106	3,400,000	3,365,472	0	3,734	0	0	3.550	3.701	MN	20,117	120,700	11/30/2016	11/01/2031
79766D-TK-5	SAN FRANCISCO CALIF CITY & CNTY AIRPORT	2			1.E FE	4,250,000	.69 5220	2,954,685	4,250,000	4,250,000	0	0	0	0	2.958	2.958	MN	20,953	125,715	08/06/2020	05/01/2051
79771F-AA-5	SAN FRANCISCO CA CITY & CNTY P	1			1.D FE	2,987,880	.77 6580	2,255,965	2,905,000	2,965,058	0	(7,961)	0	0	2.825	2.494	MN	13,678	82,066	01/20/2021	11/01/2041
799017-KY-3	SAN MATEO CA UNION HS DISTRICT	1			1.B FE	1,000,000	.98 8840	988,840	1,000,000	1,000,000	0	0	0	0	3.220	3.220	MS	10,733	32,200	10/25/2012	09/01/2024
83756C-Y8-2	SOUTH DAKOTA HSG DEV AUTH MTGE	2	CF		1.A FE	945,000	.102 5420	969,022	945,000	945,000	0	0	0	0	5.796	5.796	MN	9,129	57,511	09/28/2022	05/01/2038
843146-30-2	SOUTHERN ILLINOIS UNIV 2012B-2	2			2.C FE	2,365,000	.85 6970	2,026,734	2,365,000	2,365,000	0	0	0	0	4.400	4.400	AO	26,015	104,060	12/06/2012	04/01/2035
86768M-AS-1	SUNRISE FL SPL ASSMINT	2			2.B FE	2,660,000	.95 0520	2,528,383	2,660,000	2,660,000	0	0	0	0	5.300	5.298	MN	23,497	140,980	02/26/2015	05/01/2037
87638T-EG-4	TARRANT CNTY EDU FACS FIN CORP	1			1.C FE	500,000	.86 9880	434,940	500,000	500,000	0	0	0	0	4.366	4.366	MN	2,789	21,830	09/27/2012	11/15/2047
88271H-FL-8	TEXAS ST AFFORDABLE HSG CORP 2013A	2			1.A FE	315,000	.82 3280	259,333	315,000	315,000	0	0	0	0	2.700	2.700	MS	2,835	7,720	03/01/2023	09/01/2041
898735-UM-3	TUCSON AZ COPS	1			1.D FE	2,000,000	.75 1880	1,503,760	2,000,000	2,000,000	0	0	0	0	2.856	2.856	JJ	28,560	57,120	02/18/2021	07/01/2047
914072-K4-4	UNIV OF ARKANSAS AR UNIV REVEN	1			1.C FE	2,000,000	.91 2010	1,824,020	2,000,000	2,000,000	0	0	0	0	3.166	3.166	MS	18,644	63,320	10/06/2016	09/15/2031
914072-K5-1	UNIV OF ARKANSAS AR UNIV REVEN	1			1.C FE	3,000,000	.90 7420	2,722,260	3,000,000	3,000,000	0	0	0	0	3.288	3.288	MS	29,044	98,640	10/06/2016	09/15/2032
92428C-JD-7	VERMONT STUDENT ASSISTANCE COR	2			1.F FE	459,401	.99 1310	460,959	465,000	464,138	0	567	0	0	3.625	3.757	JD	749	16,856	05/29/2014	06/15/2025
92812U-04-3	VIRGINIA HOUSING DEV AUTH 2014-A A	4	CF		1.A FE	1,084,600	.92 2070	1,000,077	1,084,600	1,084,600	0	0	0	0	3.500	3.493	MON	3,163	37,961	11/21/2014	10/25/2037
92812V-MA-1	VIRGINIA ST HSG DEV AUTH	2	CF		1.A FE	635,166	.95 7030	607,873	635,166	635,166	0	0	0	0	3.125	3.125	MON	331	19,849	05/24/2017	11/25/2039
928181-GY-6	VIRGINIA RES AUTH WTR & SEWER	1			1.C FE	2,000,000	.97 5780	1,951,560	2,000,000	2,000,000	0	0	0	0	3.820	3.820	MN	12,733	76,400	11/07/2012	11/01/2029
93978P-KP-1	WASHINGTON ST HSG FIN COMM SERIES 2011A	2	CF		1.B FE	1,533,300	100 2770	1,524,210	1,520,000	1,520,000	0	0	0	0	4.750	4.639	JJ	36,100	72,200	08/12/2011	07/01/2029
93978P-LL-9	WASHINGTON ST HSG FIN COMM SERIES 2012	2	CF		1.B FE	1,325,000	102 3290	1,355,859	1,325,000	1,325,000	0	0	0	0	3.700	3.700	JJ	24,513	49,025	05/31/2012	07/01/2030
93978P-ML-8	WASHINGTON ST HSG FIN COMM SERIES 2012	2	CF		1.B FE	2,000,000	.99 7160	1,994,320	2,000,000	2,000,000	0	0	0	0	3.500	3.500	JJ	35,000	70,000	11/07/2012	07/01/2030
940094-AL-9	WASHINGTON ST UNIV REVENUES	1			1.E FE	2,075,000	.95 4360	1,980,297	2,075,000	2,075,000	0	0	0	0	4.070	4.070	AO	21,113	84,453	10/24/2018	10/01/2032
977100-EL-6	WISCONSIN STATE	2			1.C FE	505,440	.93 1940	465,970	500,000	502,080	0	(574)	0	0	3.954	3.820	MN	3,295	19,770	04/25/2017	05/01/2036
0419999999	Subtotal - Bonds - U.S. States, Territories and Possessions - Issuer Obligations					204,447,528	XXX	177,307,882	203,849,794	203,946,643	0	(79,313)	0	0	XXX	XXX	XXX	1,955,565	7,217,770	XXX	XXX
54627R-AN-0	LOUISIANA LOC GOVT ENVRMNTL 22-ELL A3	1			1.A FE	5,000,000	.97 2600	4,863,000	5,000,000	5,000,000	0	0	0	0	4.275	4.273	FA	89,063	256,500	05/12/2022	02/01/2036
0449999999	Subtotal - Bonds - U.S. States, Territories and Possessions - Other Loan-Backed and Structured Securities					5,000,000	XXX	4,863,000	5,000,000	5,000,000	0	0	0	0	XXX	XXX	XXX	89,063	256,500	XXX	XXX
0509999999	Total - U.S. States, Territories and Possessions Bonds					209,447,528	XXX	182,170,882	208,849,794	208,946,643	0	(79,313)	0	0	XXX	XXX	XXX	2,044,628	7,474,270	XXX	XXX
213248-BB-2	COOK CNTY IL SALES TAX REV	2			1.D FE	1,445,000	.99 4710	1,437,356	1,445,000	1,445,000	0	0	0	0	5.354	5.354	MN	9,886	77,365	07/12/2013	11/15/2035
736688-FN-7	PORTLAND COMMUNITY COLLEGE DIS	1			1.B FE	1,133,303	101 0580	1,056,056	1,045,000	1,066,338	0	(5,655)	0	0	4.810	3.744	JD	4,189	50,265	01/30/2014	06/01/2027
0619999999	Subtotal - Bonds - U.S. Political Subdivisions - Issuer Obligations					2,578,303	XXX	2,493,412	2,490,000	2,511,338	0	(5,655)	0	0	XXX	XXX	XXX	14,075	127,630	XXX	XXX
0709999999	Total - U.S. Political Subdivisions Bonds					2,578,303	XXX	2,493,412	2,490,000	2,511,338	0	(5,655)	0	0	XXX	XXX	XXX	14,075	127,630	XXX	XXX

E10.2

ANNUAL STATEMENT FOR THE YEAR 2023 OF AUGUSTAR LIFE ASSURANCE CORPORATION

SCHEDULE D - PART 1

Showing All Long-Term BONDS Owned December 31 of Current Year

1	2	Codes			6	7	Fair Value		10	11	Change in Book/Adjusted Carrying Value				Interest					Dates	
		3	4	5			8	9			12	13	14	15	16	17	18	19	20	21	22
CUSIP Identification	Description	C o d e	F o r e i g n	B o n d C h a r	NAIC Designation, NAIC Designation Modifier and SVO Administrative Symbol	Actual Cost	Rate Used to Obtain Fair Value	Fair Value	Par Value	Book/ Adjusted Carrying Value	Unrealized Valuation Increase/ (Decrease)	Current Year's (Amor-tization)/ Accretion	Current Year's Other-Than-Temporary Impairment Recognized	Total Foreign Exchange Change in Book/ Adjusted Carrying Value	Rate of	Effective Rate of	When Paid	Admitted Amount Due and Accrued	Amount Received During Year	Acquired	Stated Contractual Maturity Date
076523-AA-7	CITY OF BEDFORD VIRGINIA LESSEE - APPALACHIAN POWER CO.				2.A	510,000	102.7810	524,185	510,000	510,000	0	0	0	0	7.810	7.811	MON	6,639	39,831	06/07/1996	05/01/2026
33803M-AA-7	FISHERS LANE ASSOC LLC US GOVT LEASE BACKED CERT				1.B	2,890,468	94.0660	2,663,181	2,831,183	2,851,786	0	(2,997)	0	0	3.666	3.462	MON	7,496	103,791	12/16/2014	08/05/2030
0819999999	Subtotal - Bonds - U.S. Special Revenues - Issuer Obligations					3,400,468	XXX	3,187,366	3,341,183	3,361,786	0	(2,997)	0	0	XXX	XXX	XXX	14,135	143,622	XXX	XXX
3136AB-YJ-6	FANNIE MAE 2013-1 VB	.CF.		4	1.A	2,056,424	98.3850	1,971,462	2,003,824	2,002,761	0	(2,281)	0	0	3.000	2.726	MON	5,010	60,115	01/10/2013	02/25/2033
3136BM-QB-7	FANNIE MAE 2022-17 N	.CF.			1.A	9,677,301	93.9550	10,009,594	10,653,604	9,701,742	0	24,440	0	0	3.500	5.637	MON	31,073	93,219	09/25/2023	11/25/2048
3136BM-ZY-7	FANNIE MAE 2022-22 P	.CF.			1.A	14,547,275	97.6180	15,180,367	15,550,787	14,568,759	0	21,484	0	0	4.500	6.017	MON	58,315	58,315	10/30/2023	05/25/2051
3137AG-DP-2	FHR 3947 PB	.CF.		4	1.A	1,447,425	98.6960	1,345,315	1,363,084	1,405,573	0	(2,984)	0	0	4.500	4.073	MON	5,112	61,339	03/14/2012	10/15/2041
3137BM-Q6-6	FREDDIE MAC 4543 VJ	.CF.		4	1.A	8,427,440	89.5770	7,474,291	8,344,000	8,379,002	0	(5,085)	0	0	3.000	2.918	MON	11,125	250,320	04/21/2016	02/15/2038
3137H9-G4-5	FREDDIE MAC 5271 GV	.CF.			1.A	9,010,465	101.4270	9,319,577	9,188,492	9,014,681	0	4,216	0	0	5.500	5.922	MON	42,114	84,228	10/06/2023	09/25/2033
31392D-ZB-7	FNMA 2002-59 ZB	.CF.		4	1.A	490,159	102.4130	522,216	509,912	504,166	0	(300)	0	0	6.000	6.304	MON	2,550	30,595	08/27/2002	09/25/2032
31392R-WT-4	FHLMC 2492 Z	.CF.		4	1.A	119,865	99.7910	132,570	132,848	130,670	0	410	0	0	5.500	6.225	MON	609	7,307	08/19/2002	08/15/2032
31393A-SP-8	FNMA 2003-43 PE	.CF.		4	1.A	309,065	101.1610	318,374	314,720	312,256	0	(650)	0	0	5.500	5.673	MON	1,442	17,310	09/19/2003	05/25/2033
31393N-AA-4	FHLMC 2589 GM	.CF.		4	1.A	468,686	101.3580	478,790	472,376	470,619	0	(90)	0	0	5.500	5.607	MON	2,165	25,981	04/11/2003	03/15/2033
0829999999	Subtotal - Bonds - U.S. Special Revenues - Residential Mortgage-Backed Securities					46,554,105	XXX	46,752,556	48,533,647	46,490,229	0	39,160	0	0	XXX	XXX	XXX	159,515	688,729	XXX	XXX
0909999999	Total - U.S. Special Revenues Bonds					49,954,573	XXX	49,939,922	51,874,830	49,852,015	0	36,163	0	0	XXX	XXX	XXX	173,650	832,351	XXX	XXX
001226-AA-9	AES SOUTHLAND ENERGY LLC SENIOR SECURED NOTES			1	2.B PL	8,000,000	92.1980	7,375,850	8,000,000	8,000,000	0	0	0	0	4.500	4.525	FMAN	31,000	360,000	02/28/2019	02/29/2040
00139P-AA-6	AIG SUNAMERICA GLOBAL FIN IX 144A				1.E FE	86,226	109.6490	82,237	75,000	80,324	0	(494)	0	0	6.900	5.800	MS	1,524	5,175	11/30/2004	03/15/2032
001826-AA-6	AZ ROMULUS MI LANDLORD LLC				1.D	2,621,067	87.6250	2,296,697	2,621,067	2,621,067	0	0	0	0	3.497	3.522	MON	255	91,659	12/01/2017	10/31/2038
00184*-AA-6	AZ RANDALL OH LANDLORD LLC				1.D	2,783,883	87.7950	2,444,119	2,783,883	2,783,883	0	0	0	0	3.610	3.637	MON	279	100,498	01/01/2018	03/31/2039
001946-AA-2	APH FINANCE 1 LLC SENIOR SECURED GUARANTEED NOTE			1	1.G PL	2,000,000	97.4920	1,949,847	2,000,000	2,000,000	0	0	0	0	4.770	4.770	JAJO	22,260	95,400	06/10/2019	07/07/2029
00206R-BH-4	AT&T INC			1	2.B FE	1,170,530	87.1320	871,320	1,000,000	1,151,046	0	(5,919)	0	0	4.300	3.209	JD	1,911	43,000	07/27/2020	12/15/2042
00206R-BK-7	AT&T INC			1	2.B FE	1,492,647	86.4520	1,123,876	1,300,000	1,473,933	0	(5,583)	0	0	4.350	3.448	JD	2,513	56,550	06/30/2020	06/15/2045
00206R-JZ-6	AT&T INC			1	2.B FE	2,141,010	79.4770	1,589,540	2,000,000	2,124,275	0	(5,553)	0	0	3.500	3.028	JD	5,833	70,000	11/30/2020	06/01/2041
00206R-KJ-0	AT&T INC			1	2.B FE	1,563,620	72.6530	1,453,060	2,000,000	1,573,717	0	6,304	0	0	3.500	4.864	MS	20,611	70,000	05/20/2022	09/15/2053
00225*-AA-3	AMZN (GR M1) CTL PASS-THRU TRU CTL - LEASE BACKED NOTES				1.E	1,917,236	90.9500	1,743,728	1,917,236	1,917,236	0	0	0	0	4.095	4.129	MON	2,118	78,510	11/16/2018	09/30/2039
002266-AA-4	ATC HOLDING LLC SENIOR NOTES			1	2.A	2,000,000	97.9960	1,959,920	2,000,000	2,000,000	0	0	0	0	4.180	4.180	JD	2,554	83,600	12/20/2018	12/20/2025
00287Y-BX-6	ABBVIE INC			1	1.G FE	1,015,416	93.5250	935,250	1,000,000	1,010,389	0	(1,662)	0	0	3.200	2.999	MN	3,556	32,000	11/19/2020	11/21/2029
00287Y-CA-5	ABBVIE INC			1	1.G FE	1,189,790	90.3480	903,480	1,000,000	1,164,661	0	(8,501)	0	0	4.050	2.732	MN	4,500	40,500	12/16/2020	11/21/2039
009098-A*-5	AMAZON FORT WORTH TX LEASE COI				1.E	1,725,534	93.7540	1,617,752	1,725,534	1,725,534	0	0	0	0	4.494	4.536	MON	4,523	77,545	05/10/2019	11/10/2039
00914A-AA-0	AIR LEASE CORP			1	2.B FE	1,979,940	99.8460	1,996,920	2,000,000	1,999,629	0	4,337	0	0	4.250	4.475	FA	35,417	85,000	01/15/2019	02/01/2024
00914A-AE-2	AIR LEASE CORP			1	2.B FE	988,830	90.4180	904,180	1,000,000	993,158	0	1,060	0	0	3.250	3.382	AO	8,125	32,500	09/09/2019	10/01/2029
00914A-AG-7	AIR LEASE CORP			1	2.B FE	4,895,200	88.7990	4,439,950	5,000,000	4,932,587	0	9,871	0	0	3.000	3.246	FA	62,500	150,000	01/07/2020	02/01/2030
015271-AY-5	ALEXANDRIA REAL ESTATE EQUITIE	.LS.		1	2.A FE	247,246	83.4580	206,976	248,000	247,351	0	54	0	0	2.950	2.980	MS	2,154	7,316	02/02/2022	03/15/2034
015271-AY-5	ALEXANDRIA REAL ESTATE EQUITIE			1	2.A FE	749,714	83.4580	627,604	752,000	750,031	0	163	0	0	2.950	2.980	MS	6,532	22,184	02/02/2022	03/15/2034
018522-EA-5	ALLETE INC				1.F	1,000,000	95.7670	957,670	1,000,000	1,000,000	0	0	0	0	3.200	3.200	JJ	14,756	32,000	07/02/2012	07/15/2026
018522-J*-4	ALLETE INC				1.F	2,000,000	92.7720	1,855,440	2,000,000	2,000,000	0	0	0	0	3.740	3.740	MS	22,024	74,800	09/16/2014	09/15/2029
018522-K*-2	ALLETE INC FIRST MRTGE BONDS				1.F	3,000,000	92.1340	2,764,020	3,000,000	3,000,000	0	0	0	0	3.860	3.860	MS	34,097	115,800	09/24/2015	09/16/2030
018522-L*-1	ALLETE INC FIRST MORTGAGE BOND			1	1.F	1,000,000	94.9900	949,900	1,000,000	1,000,000	0	0	0	0	4.080	4.080	MS	13,000	40,800	03/01/2019	03/01/2029
02005N-AV-2	ALLY FINANCIAL INC				2.C FE	1,471,275	99.2510	1,488,765	1,500,000	1,497,305	0	3,460	0	0	5.125	5.375	MS	19,432	76,875	09/24/2014	09/30/2024
02209S-BE-2	ALTRIA GROUP INC			1	2.B FE	1,995,300	102.0370	2,040,740	2,000,000	1,996,007	0	161	0	0	5.800	5.820	FA	44,144	116,000	02/12/2019	02/14/2039
02209S-BN-2	ALTRIA GROUP INC			1	2.B FE	1,985,300	70.4970	1,409,940	2,000,000	1,996,120	0	292	0	0	3.700	3.741	FA	30,217	74,000	02/01/2021	02/04/2051
02209S-BP-7	ALTRIA GROUP INC	.LS.		1	2.B FE	1,983,800	73.0880	1,461,760	2,000,000	1,984,306	0	180	0	0	4.000	4.041	FA	32,667	80,000	02/01/2021	02/04/2061

ANNUAL STATEMENT FOR THE YEAR 2023 OF AUGUSTAR LIFE ASSURANCE CORPORATION

SCHEDULE D - PART 1

Showing All Long-Term BONDS Owned December 31 of Current Year

1	2	Codes			6	7	Fair Value		10	11	Change in Book/Adjusted Carrying Value				Interest					Dates	
		3	4	5			8	9			12	13	14	15	16	17	18	19	20	21	22
CUSIP Identification	Description	C o d e	F o r e i g n	B o n d C h a r	NAIC Designation, NAIC Designation Modifier and SVO Administrative Symbol	Actual Cost	Rate Used to Obtain Fair Value	Fair Value	Par Value	Book/ Adjusted Carrying Value	Unrealized Valuation Increase/ (Decrease)	Current Year's (Amortization)/ Accretion	Current Year's Other-Than-Temporary Impairment Recognized	Total Foreign Exchange Change in Book/ Adjusted Carrying Value	Rate of	Effective Rate of	When Paid	Admitted Amount Due and Accrued	Amount Received During Year	Acquired	Stated Contractual Maturity Date
023135-CB-0	AMAZON.COM INC			1	1.D FE	992,840	74.4270	744,270	1,000,000	993,237	0	154	0	0	3.100	3.137	MN	4,219	31,000	05/10/2021	05/12/2051
023586-D*-8	AMERCO SENIOR NOTES			1	2.B PL	4,000,000	75.3980	3,015,913	4,000,000	4,000,000	0	0	0	0	2.780	2.780	MS	28,109	111,200	09/29/2021	09/30/2033
023770-AA-8	AMERICAN AIRLINES 2015-1 A			1	2.B FE	984,414	91.7300	897,066	977,942	980,510	0	(643)	0	0	3.375	3.274	MN	5,501	33,006	04/21/2016	05/01/2027
02377A-AA-6	AMERICAN AIRLINES 2014-1 A PT TRUST				2.C FE	1,848,510	93.1500	1,721,887	1,848,510	1,848,510	0	0	0	0	3.700	3.700	AO	17,099	68,395	09/02/2014	10/01/2026
02380#-AA-0	AMERICAN AIRLINES 2012-1B(R) EETC				2.C PL	922,222	98.2710	906,281	922,222	922,222	0	0	0	0	3.530	3.529	AO	8,139	32,554	09/26/2019	10/01/2024
025537-AP-6	AMERICAN ELECTRIC POWER CO			1	2.B FE	2,541,395	71.2810	1,782,025	2,500,000	2,538,141	0	(974)	0	0	3.250	3.162	MS	27,083	81,250	06/30/2020	03/01/2050
025676-AM-9	AMERICAN EQUITY INVESTMENT			1	2.C FE	3,615,845	96.1920	3,366,720	3,500,000	3,544,848	0	(12,682)	0	0	5.000	4.567	JD	7,778	175,000	11/08/2017	06/15/2027
025816-BF-5	AMERICAN EXPRESS	LS			1.F FE	1,748,701	89.9660	1,326,999	1,475,000	1,727,973	0	(9,943)	0	0	4.050	2.869	JD	4,646	59,738	11/17/2021	12/03/2042
025816-BF-5	AMERICAN EXPRESS				1.F FE	29,639	89.9660	22,492	25,000	29,288	0	(169)	0	0	4.050	2.869	JD	79	1,013	11/17/2021	12/03/2042
025932-AP-9	AMERICAN FINANCIAL GROUP			1	2.A FE	4,558,650	100.3730	4,014,920	4,000,000	4,396,416	0	(59,984)	0	0	5.250	3.382	AO	51,917	210,000	03/17/2021	04/02/2030
029163-AD-4	MUNICH RE AMERICAN CORP SENIOR NOTES SERIES B				1.F FE	79,529	107.6920	80,769	75,000	76,661	0	(314)	0	0	7.450	6.912	JD	248	5,588	11/30/2004	12/15/2026
03027X-AY-6	AMERICAN TOWER CORP			1	2.C FE	3,369,270	75.9040	2,277,120	3,000,000	3,342,513	0	(8,873)	0	0	3.700	3.049	AO	23,433	111,000	11/18/2020	10/15/2049
03040W-AZ-8	AMERICAN WATER CAP CORP			1	2.A FE	1,994,260	73.7750	1,475,500	2,000,000	1,994,596	0	120	0	0	3.250	3.265	JD	5,417	65,000	05/10/2021	06/01/2051
03063#-AA-2	NOTE			1	2.B FE	1,000,000	98.3280	983,282	1,000,000	1,000,000	0	0	0	0	4.680	4.680	JJ	22,490	46,800	12/04/2018	01/08/2026
031100-P*-5	AMETEK INC SERIES W SENIOR NOTE			1	2.A	3,000,000	97.4900	2,924,704	3,000,000	3,000,000	0	0	0	0	4.180	4.180	JD	6,270	125,400	12/13/2018	12/13/2025
036752-AK-9	ELEVANCE HEALTH INC				2.B FE	1,054,870	79.0260	790,260	1,000,000	1,051,379	0	(1,271)	0	0	3.700	3.395	MS	10,894	37,000	02/25/2021	09/15/2049
037411-AW-5	APACHE CORP			2	2.C FE	841,160	85.8370	686,696	800,000	829,695	0	(1,195)	0	0	5.100	4.768	MS	13,600	40,800	08/25/2011	09/01/2040
037411-BF-1	APACHE CORP	LS			2.C FE	1,945,472	93.5510	1,823,309	1,949,000	1,946,839	0	308	0	0	4.250	4.271	JJ	38,195	82,833	06/05/2019	01/15/2030
037411-BF-1	APACHE CORP				2.C FE	50,908	93.5510	47,711	51,000	50,943	0	8	0	0	4.250	4.271	JJ	999	2,168	06/05/2019	01/15/2030
037833-EF-3	APPLE INC			1	1.B FE	2,980,290	68.5530	2,056,590	3,000,000	2,981,582	0	457	0	0	2.650	2.682	FA	31,579	79,500	02/01/2021	02/08/2051
037833-EK-2	APPLE INC			1	1.B FE	2,996,940	68.8570	2,065,710	3,000,000	2,997,105	0	70	0	0	2.700	2.705	FA	32,850	81,000	07/29/2021	08/05/2051
038413-AA-8	AQUA FINANCE TRUST 2020-AA A			4	1.E FE	292,175	93.0510	271,922	292,229	292,229	0	0	0	0	1.900	1.920	MON	216	5,552	08/19/2020	07/17/2046
038413-AB-6	AQUA FINANCE TRUST 2020-AA B			4	1.E FE	999,690	89.7970	897,970	1,000,000	999,881	0	58	0	0	2.790	2.812	MON	1,085	27,900	08/19/2020	07/17/2046
03842*-BU-9	AQUA PENNSYLVANIA INC			1	1.E	2,000,000	67.5580	1,351,160	2,000,000	2,000,000	0	0	0	0	3.410	3.410	JJ	34,100	68,200	12/20/2019	01/01/2053
039483-AT-9	ARCHER-DANIELS-MIDLAND				1.F FE	76,670	113.7570	85,318	75,000	75,841	0	(72)	0	0	5.935	5.770	AO	1,113	4,451	12/16/2005	10/01/2032
039808-AB-2	ARDENT MILLS LLC			1	2.B YE	2,000,000	91.7310	1,834,614	2,000,000	2,000,000	0	0	0	0	3.940	3.940	JD	3,502	78,800	12/14/2017	12/14/2029
042735-BF-6	ARROW ELECTRONICS			1	2.C FE	1,991,500	94.9340	1,898,680	2,000,000	1,996,377	0	815	0	0	3.875	3.924	JJ	36,382	77,500	06/01/2017	01/12/2028
04317#-AF-5	ARTHUR J GALLAGHER & CO SERIES H				2.A FE	4,000,000	99.7510	3,990,059	4,000,000	4,000,000	0	0	0	0	4.580	4.580	FA	63,102	183,200	02/27/2014	02/27/2024
04317#-BJ-6	ARTHUR J GALLAGHER & CO SENIOR NOTES				2.A FE	2,000,000	98.5840	1,971,678	2,000,000	2,000,000	0	0	0	0	4.850	4.850	FA	37,183	97,000	02/13/2019	02/13/2026
04621W-AE-0	ASSURED GUARANTY			1	2.A FE	1,038,390	71.8190	718,190	1,000,000	1,036,575	0	(807)	0	0	3.600	3.393	MS	10,600	36,000	08/30/2021	09/15/2051
05279#-AH-2	AUTOLIV ASP INC SER D GTD SR NT				2.B FE	3,000,000	98.2210	2,946,636	3,000,000	3,000,000	0	0	0	0	4.740	4.240	AO	26,860	142,200	04/23/2014	04/23/2026
05279#-AJ-8	AUTOLIV ASP INC SER E GTD SR NT				2.B FE	2,500,000	97.0280	2,425,688	2,500,000	2,500,000	0	0	0	0	4.940	4.440	AO	23,328	123,500	04/23/2014	04/23/2029
05369A-AH-4	AVIATION CAPITAL GROUP 144A			1	2.C FE	1,980,780	99.5130	1,990,260	2,000,000	1,995,428	0	4,539	0	0	5.500	5.750	JD	4,889	110,000	07/07/2020	12/15/2024
05526D-BT-1	BAT CAPITAL CORP				2.B FE	2,063,460	73.6180	1,472,360	2,000,000	2,066,075	0	(2,524)	0	0	3.734	3.506	MS	19,915	74,680	12/09/2020	09/25/2040
05590#-AA-9	BPHQ 2017 CTL PASS-THROUGH TRU CTL			1	1.F	1,435,635	92.8320	1,332,729	1,435,635	1,435,635	0	0	0	0	3.540	3.566	MON	2,259	50,821	11/21/2017	11/15/2032
059438-AH-4	BANK ONE CORP SUB DEBENTURES				1.G FE	89,419	107.6570	80,743	75,000	78,025	0	(968)	0	0	7.625	6.030	AO	1,207	5,719	11/30/2004	10/15/2026
06051G-GM-5	BANK OF AMERICA			1	1.G FE	1,000,000	90.3710	903,710	1,000,000	1,000,000	0	0	0	0	4.244	4.150	AO	7,899	42,440	04/19/2017	04/24/2038
06051G-JE-0	BANK OF AMERICA			1	1.G FE	3,102,330	71.5540	2,146,620	3,000,000	3,089,348	0	(4,356)	0	0	2.676	2.440	JD	2,676	80,280	12/08/2020	06/19/2041
06406R-BM-8	BANK OF NY MELLON CORP			2	1.F FE	2,000,000	106.0520	2,121,400	2,000,000	2,000,000	0	0	0	0	5.834	5.785	AO	21,391	116,680	10/18/2022	10/25/2033
070101-G8-3	BASIN ELECTRIC POWER COOP 2015 SERIES C NOTES				1.G FE	5,000,000	89.0050	4,450,254	5,000,000	5,000,000	0	0	0	0	4.740	4.740	JD	10,533	237,000	07/07/2015	06/15/2044
072863-AJ-2	BAYLOR SCOTT & WHITE HOLDING	LS			1.D FE	2,055,000	69.1890	1,383,780	2,000,000	2,051,899	0	(1,371)	0	0	2.839	2.699	MN	7,255	56,780	08/30/2021	11/15/2050
072868-AC-6	BAYLOR UNIVERSITY			1	1.E FE	2,000,000	89.1050	1,782,100	2,000,000	2,000,000	0	0	0	0	4.019	4.019	MS	26,793	80,380	02/08/2018	03/01/2038
080807-AA-8	BELROSE FUNDING TRUST 144A			1	2.A FE	3,000,000	79.9850	2,399,550	3,000,000	3,000,000	0	0	0	0	2.330	2.330	FA	26,407	69,900	08/11/2020	08/15/2030

ANNUAL STATEMENT FOR THE YEAR 2023 OF AUGUSTAR LIFE ASSURANCE CORPORATION

SCHEDULE D - PART 1

Showing All Long-Term BONDS Owned December 31 of Current Year

1	2	Codes			6	7	Fair Value		10	11	Change in Book/Adjusted Carrying Value				Interest					Dates	
		3	4	5			8	9			12	13	14	15	16	17	18	19	20	21	22
CUSIP Identification	Description	C o d e	F o r e i g n	B o n d C h a r	NAIC Designation, NAIC Designation Modifier and SVO Administrative Symbol	Actual Cost	Rate Used to Obtain Fair Value	Fair Value	Par Value	Book/ Adjusted Carrying Value	Unrealized Valuation Increase/ (Decrease)	Current Year's (Amortization)/ Accretion	Current Year's Other-Than-Temporary Impairment Recognized	Total Foreign Exchange Change in Book/ Adjusted Carrying Value	Rate of	Effective Rate of	When Paid	Admitted Amount Due and Accrued	Amount Received During Year	Acquired	Stated Contractual Maturity Date
092113-AN-9	BLACK HILLS CORP			1	2.A FE	1,681,980	.80 2870	1,204,305	1,500,000	1,669,779	.0	(5,003)	.0	.0	4.200	3.465	MS	18,550	63,000	06/24/2021	09/15/2046
09261H-AA-8	BLACKSTONE PRIVATE CREDIT FUND SENIOR UNSECURED NOTES			1	2.A FE	5,000,000	.98 2770	4,913,872	5,000,000	5,000,000	.0	.0	.0	.0	2.560	2.560	JD	9,956	128,000	06/21/2021	06/21/2024
09261H-AA-6	BLACKSTONE PRIVATE CREDIT FUND SENIOR UNSECURED NOTES			1	2.A FE	3,000,000	.94 1310	2,823,932	3,000,000	3,000,000	.0	.0	.0	.0	3.270	3.270	FA	36,515	98,100	08/17/2021	08/17/2026
09261H-BB-2	BLACKSTONE PRIVATE CREDIT FUND 144A			1	2.C FE	1,976,960	104.0630	2,081,260	2,000,000	1,977,333	.0	373	.0	.0	7.300	7.581	MN	13,789	.0	11/16/2023	11/27/2028
10240-AA-7	BOWIE ACQUISITIONS LLC				2.C PL	3,242,854	.87 0970	2,824,440	3,242,854	3,242,854	.0	.0	.0	.0	3.920	3.919	JD	353	127,120	12/16/2019	09/30/2038
10334#-AS-1	BOYD WATTERSON GSA REIT SR NT SER N			1	2.C PL	6,000,000	.74 2680	4,456,067	6,000,000	6,000,000	.0	.0	.0	.0	3.420	3.420	FA	85,500	205,200	02/01/2022	02/01/2037
103730-BQ-2	BP CAP MARKETS AMERICA			1	1.F FE	1,000,000	.72 4680	724,680	1,000,000	1,000,000	.0	.0	.0	.0	3.379	3.379	FA	13,422	33,790	02/03/2021	02/08/2061
10806-AA-3	BRIDGE INVESTMENT GROUP			1	1.G PL	7,000,000	.96 9500	6,786,487	7,000,000	7,000,000	.0	.0	.0	.0	5.000	5.000	JJ	164,306	350,000	07/12/2022	07/12/2032
10806#-AD-7	BRIDGE INVESTMENT GROUP			1	1.G PL	3,000,000	104.2930	3,128,782	3,000,000	3,000,000	.0	.0	.0	.0	6.100	6.100	MS	46,767	91,500	03/29/2023	03/29/2033
10806C-AA-6	BRIDGE HOUSING CORP			1	1.D FE	3,000,000	.85 2800	2,558,400	3,000,000	3,000,000	.0	.0	.0	.0	3.250	3.250	JJ	44,958	97,500	12/01/2020	07/15/2030
11043X-AA-1	BRITISH AIR 19-1 AA PTT 144A			1	1.E FE	1,049,762	.89 0980	894,518	1,003,971	1,034,784	.0	(3,343)	.0	.0	3.300	2.689	MJSD	1,472	33,131	11/22/2019	12/15/2032
11135F-BF-7	BROADCOM INC 144A			1	2.C FE	1,995,440	.82 4350	1,648,700	2,000,000	1,996,448	.0	341	.0	.0	2.600	2.622	FA	19,644	52,000	01/04/2021	02/15/2033
11135F-BJ-9	BROADCOM INC 144A			1	2.C FE	1,993,080	.79 3560	1,587,120	2,000,000	1,993,864	.0	257	.0	.0	3.500	3.524	FA	26,444	70,000	01/04/2021	02/15/2041
11135F-BP-5	BROADCOM INC 144A			1	2.C FE	2,016,640	.82 1510	1,643,020	2,000,000	2,014,620	.0	(1,031)	.0	.0	3.137	3.062	MN	8,017	62,740	12/17/2021	11/15/2035
117043-AT-6	BRUNSWICK CORP			1	2.B FE	1,994,880	.80 9160	1,618,320	2,000,000	1,995,984	.0	474	.0	.0	2.400	2.429	FA	17,733	48,000	08/04/2021	08/18/2031
12470#-AC-8	CA & NY PROP SALE REIT 2 LLC SENIOR UNSECURED NOTES			1	1.G	3,000,000	.79 9670	2,399,006	3,000,000	3,000,000	.0	.0	.0	.0	2.650	2.650	JJ	38,425	79,500	01/07/2021	01/07/2033
1248EP-CE-1	CCO HLDGS LLC/CAP CORP 144A	.LS.		1	3.C FE	493,370	.90 2810	432,446	479,000	487,039	.0	(1,758)	.0	.0	4.500	4.054	FA	8,143	21,555	03/05/2020	08/15/2030
1248EP-CE-1	CCO HLDGS LLC/CAP CORP 144A			1	3.C FE	21,630	.90 2810	18,959	21,000	21,352	.0	(77)	.0	.0	4.500	4.054	FA	357	945	03/05/2020	08/15/2030
12527G-AH-6	CF INDUSTRIES INC 144A				2.B FE	1,002,500	.97 8620	978,620	1,000,000	1,001,010	.0	(317)	.0	.0	4.500	4.463	JD	3,750	45,000	08/16/2018	12/01/2026
125523-BK-5	CIGNA CORP			1	2.A FE	1,069,880	.81 4840	814,840	1,000,000	1,064,988	.0	(1,789)	.0	.0	3.875	3.466	AO	8,181	38,750	02/25/2021	10/15/2047
125523-CK-4	CIGNA CORP			1	2.A FE	1,007,110	.74 1350	741,350	1,000,000	1,006,676	.0	(161)	.0	.0	3.400	3.361	MS	10,011	34,000	02/26/2021	03/15/2050
125896-BV-1	CMS ENERGY CORP	.LS.		1	2.C FE	1,826,000	.79 4160	1,450,136	1,826,000	1,826,000	.0	.0	.0	.0	3.750	3.499	JD	5,706	68,475	11/19/2020	12/01/2050
125896-BV-1	CMS ENERGY CORP			1	2.C FE	1,174,000	.79 4160	932,344	1,174,000	1,174,000	.0	.0	.0	.0	3.750	3.499	JD	3,669	44,025	11/19/2020	12/01/2050
12610#-AA-1	CBRE U.S. CORE PARTNERS LP			1	2.B	3,000,000	.89 1160	2,673,484	3,000,000	3,000,000	.0	.0	.0	.0	3.380	3.380	AO	17,182	101,400	10/30/2019	10/30/2029
12610#-AC-7	CBRE U.S. CORE PARTNERS LP SENIOR UNSECURED NOTES			1	2.B	2,000,000	.84 0430	1,680,862	2,000,000	2,000,000	.0	.0	.0	.0	2.840	2.840	MN	8,993	56,800	11/04/2020	11/04/2030
126307-BH-9	CSC HOLDINGS LLC				4.B FE	760,313	.75 7300	567,975	750,000	757,698	.0	(1,130)	.0	.0	4.500	4.300	MN	4,313	33,750	07/27/2021	11/15/2031
12636Y-AD-4	CRH AMERICA FINANCE INC 144A			1	2.A FE	2,277,180	.92 7390	1,854,780	2,000,000	2,264,409	.0	(6,879)	.0	.0	4.500	3.662	AO	21,750	90,000	02/07/2022	04/04/2048
126408-HC-0	CSX CORP				1.G FE	1,135,930	.83 9400	839,400	1,000,000	1,127,372	.0	(3,120)	.0	.0	3.950	3.220	MN	6,583	39,500	02/26/2021	05/01/2050
126408-HT-3	CSX CORP	.LS.		1	2.A FE	2,512,711	.64 6670	1,638,015	2,533,000	2,514,099	.0	473	.0	.0	2.500	2.538	MN	8,092	63,325	12/01/2020	05/15/2051
126408-HT-3	CSX CORP			1	2.A FE	2,447,239	.64 6670	1,595,335	2,467,000	2,448,591	.0	461	.0	.0	2.500	2.538	MN	7,881	61,675	12/01/2020	05/15/2051
126650-CY-4	CVS CORP CTL			1	2.B FE	1,984,170	.94 8010	1,984,020	2,000,000	2,497,365	.0	.0	.0	.0	4.780	4.842	MS	25,493	95,600	03/07/2018	03/25/2038
126650-DP-2	CVS CORP			1	2.B FE	1,013,510	.71 3530	713,530	1,000,000	1,011,789	.0	(581)	.0	.0	2.700	2.610	FA	9,750	27,000	11/30/2020	08/21/2040
127055-AK-7	CABOT CORP			1	2.B FE	3,127,968	.94 6990	2,983,019	3,150,000	3,141,422	.0	2,869	.0	.0	3.400	3.504	MS	31,535	107,100	07/23/2018	09/15/2026
12737#-AB-7	CSFV CORE II LLC				1.G PL	3,000,000	.81 4850	2,444,561	3,000,000	3,000,000	.0	.0	.0	.0	2.920	2.920	AO	21,900	87,600	04/01/2021	04/01/2033
134429-BK-4	CAMPBELL SOUP COMPANY				2.B FE	2,087,720	.69 0330	1,380,660	2,000,000	2,081,748	.0	(2,103)	.0	.0	3.125	2.899	AO	11,632	62,500	01/20/2021	04/24/2050
14040H-BJ-3	CAPITAL ONE FINANCIAL CORP			2	2.B FE	999,920	.98 1220	981,220	1,000,000	999,983	.0	.9	.0	.0	4.200	4.201	AO	7,233	42,000	10/26/2015	10/29/2025
14040H-CE-3	CAPITAL ONE FINANCIAL CORP	.LS.		2	2.A FE	749,851	.95 3920	716,394	751,000	750,412	.0	.0	.0	.0	3.650	3.675	MN	3,807	27,412	05/06/2020	05/11/2027
14040H-CE-3	CAPITAL ONE FINANCIAL CORP			2	2.A FE	248,619	.95 3920	237,526	249,000	248,805	.0	54	.0	.0	3.650	3.675	MN	1,262	9,089	05/06/2020	05/11/2027
14040H-CG-8	CAPITAL ONE FINANCIAL CORP			2	2.B FE	2,849,190	.75 8120	2,274,360	3,000,000	2,895,619	.0	25,922	.0	.0	2.359	2.832	JJ	29,881	70,770	12/22/2021	07/29/2032
141781-BS-2	CARGILL INC 144A	.LS.		1	1.F FE	1,157,028	.83 5210	1,002,252	1,200,000	1,164,821	.0	.0	.0	.0	2.125	2.539	MN	3,612	25,500	01/11/2022	11/10/2031
141781-BS-2	CARGILL INC 144A			1	1.F FE	771,352	.83 5210	668,168	800,000	776,547	.0	2,663	.0	.0	2.125	2.539	MN	2,408	17,000	01/11/2022	11/10/2031
14313#-AB-9	CARMAX AUTO SUPERSTORES INC			1	2.C	3,000,000	.97 3790	2,921,370	3,000,000	3,000,000	.0	.0	.0	.0	4.170	4.170	AO	22,240	125,100	06/22/2016	04/27/2026
161175-CD-4	CHARTER COMM OPT LLC				2.C FE	998,350	.86 8240	868,240	1,000,000	998,815	.0	220	.0	.0	2.250	2.275	JJ	10,375	22,500	09/27/2021	01/15/2029

ANNUAL STATEMENT FOR THE YEAR 2023 OF AUGUSTAR LIFE ASSURANCE CORPORATION

SCHEDULE D - PART 1

Showing All Long-Term BONDS Owned December 31 of Current Year

1	2	Codes			6	7	Fair Value		10	11	Change in Book/Adjusted Carrying Value				Interest					Dates	
		3	4	5			8	9			12	13	14	15	16	17	18	19	20	21	22
CUSIP Identification	Description	C o d e	F o r e i g n	B o n d C h a r	NAIC Designation, NAIC Designation Modifier and SVO Administrative Symbol	Actual Cost	Rate Used to Obtain Fair Value	Fair Value	Par Value	Book/ Adjusted Carrying Value	Unrealized Valuation Increase/ (Decrease)	Current Year's (Amortization)/ Accretion	Current Year's Other-Than-Temporary Impairment Recognized	Total Foreign Exchange Change in Book/ Adjusted Carrying Value	Rate of	Effective Rate of	When Paid	Admitted Amount Due and Accrued	Amount Received During Year	Acquired	Stated Contractual Maturity Date
166754-AP-6	CHEVRON PHILLIPS CHEM CO 144A			1	1.G FE	996,370	.96 0320	960,320	1,000,000	998,816	.0	380	.0	.0	3.400	3.443	JD	2,833	34,000	11/18/2016	12/01/2026
166754-AS-0	CHEVRON PHILLIPS CHEM CO 144A			1	1.G FE	1,993,930	.95 5550	1,911,100	2,000,000	1,997,056	.0	602	.0	.0	3.700	3.736	JD	6,167	74,000	02/28/2018	06/01/2028
166756-AQ-9	NOBLE ENERGY INC	LS			1.D FE	248,381	110.6160	265,478	240,000	244,796	(1,267)	.0	.0	.0	8.000	7.297	AO	4,800	19,200	01/06/2021	04/01/2027
166756-AQ-9	NOBLE ENERGY INC				1.D FE	10,514,806	110.6160	11,238,586	10,160,000	10,363,031	.0	(53,657)	.0	.0	8.000	7.297	AO	203,200	812,800	01/06/2021	04/01/2027
166764-BZ-2	CHEVRON CORP			1	1.D FE	1,044,970	.78 8250	788,250	1,000,000	1,040,398	.0	(2,022)	.0	.0	2.978	2.664	MM	4,136	29,780	09/08/2021	05/11/2040
167885-A8-1	CHICAGO PARKING METERS INC SENIOR SECURED NOTE			1	2.C PL	3,000,000	.98 2860	2,948,566	3,000,000	3,000,000	.0	.0	.0	.0	4.930	4.930	MJSD	411	147,900	01/30/2019	12/30/2025
171232-AE-1	CHUBB CORP DEBENTURES				1.F FE	82,216	111.9280	83,946	75,000	78,385	.0	(327)	.0	.0	6.800	6.070	MM	652	5,100	11/30/2004	11/15/2031
172062-AF-8	CINCINNATI FINANCIAL CORP DEBENTURES				1.G FE	80,924	107.3990	80,549	75,000	76,846	.0	(357)	.0	.0	6.920	6.267	MM	663	5,190	05/09/2005	05/15/2028
17252M-AQ-3	CINTAS CORPORATION NO 2			1	1.G FE	999,430	.96 7040	967,040	1,000,000	999,508	.0	49	.0	.0	4.000	4.007	MM	6,667	40,000	04/26/2022	05/01/2032
17275R-AD-4	CISCO SYSTEMS INC			1	1.D FE	3,183,060	111.0280	3,330,840	3,000,000	3,174,093	.0	(7,272)	.0	.0	5.900	5.336	FA	66,867	177,000	09/26/2022	02/15/2039
172967-JM-4	CITIGROUP INC SERIES P			2	3.A FE	2,500,000	.98 0050	2,450,125	2,500,000	2,500,000	.0	.0	.0	.0	5.950	5.950	MM	19,007	148,750	04/20/2015	01/01/9999
172967-MK-4	CITIGROUP INC			2	3.A FE	1,000,000	.93 2580	932,580	1,000,000	1,000,000	.0	.0	.0	.0	4.700	4.700	JJ	19,714	47,000	01/15/2020	01/01/9999
17308C-CS-3	CITIGROUP INC			1	1.G FE	2,000,000	.89 1140	1,782,280	2,000,000	2,000,000	.0	.0	.0	.0	2.976	2.976	MM	9,259	59,520	10/28/2019	11/05/2030
18055#-AM-4	CLARION LION PROPERITES FUND				1.G	2,000,000	.99 8350	1,996,703	2,000,000	2,000,000	.0	.0	.0	.0	4.600	4.600	FA	35,011	92,000	02/14/2014	02/14/2024
18055#-BB-7	CLARION LION PROPERITES FUND SENIOR NOTE SERIES Z			1	1.G	2,000,000	.95 0410	1,900,815	2,000,000	2,000,000	.0	.0	.0	.0	4.390	4.390	FA	36,583	87,800	02/01/2019	02/01/2030
184692-CF-6	CLEARBRIDGE ENERGY MLP FUND INC				1.A FE	559,610	.97 4000	545,058	559,610	559,610	.0	.0	.0	.0	3.460	3.460	JD	1,076	19,363	06/11/2015	06/11/2025
186858-AF-9	CLIFFWATER CORPORATION Senior Secured Notes			1	1.C PL	3,000,000	101.1290	3,033,868	3,000,000	3,000,000	.0	.0	.0	.0	5.500	5.500	JJ	74,250	132,917	09/30/2022	07/19/2026
186858-AV-4	CLIFFWATER CORPORATION Senior Secured Notes			1	1.C PL	3,000,000	116.4720	3,494,151	3,000,000	3,000,000	.0	.0	.0	.0	7.400	7.398	JJ	7,400	.0	12/19/2023	01/20/2034
191216-DO-0	COCA-COLA BOTTLING UNITED INC			1	1.E FE	3,109,230	.79 2700	2,378,100	3,000,000	3,100,125	.0	(4,499)	.0	.0	2.875	2.634	MM	13,417	86,250	12/08/2021	05/05/2041
195674-JF-4	COLONIAL GAS COMPANY SENIOR UNSECURED NOTES			1	2.A	1,000,000	.92 3430	923,429	1,000,000	1,000,000	.0	.0	.0	.0	3.130	3.130	AO	7,477	31,300	10/05/2017	10/05/2027
195869-AG-7	COLONIAL PIPELINE CO 144A SENIOR NOTES				1.G FE	94,292	115.3000	86,475	75,000	84,181	.0	(843)	.0	.0	7.630	5.753	MM	493	5,723	11/30/2004	04/15/2032
20030N-BU-4	COMCAST CORP			1	1.G FE	3,446,430	.77 5620	2,326,860	3,000,000	3,405,569	.0	(13,499)	.0	.0	3.400	2.591	JJ	47,033	102,000	11/18/2020	07/15/2046
20030N-CC-3	COMCAST CORP			1	1.G FE	2,427,800	.84 0580	1,681,160	2,000,000	2,393,962	.0	(11,801)	.0	.0	3.969	2.812	MM	13,230	79,380	01/15/2021	11/01/2047
20030N-CE-9	COMCAST CORP			1	1.G FE	2,443,180	.83 6050	1,672,100	2,000,000	2,411,799	.0	(10,951)	.0	.0	3.999	2.852	MM	13,330	79,980	01/15/2021	11/01/2049
20030N-CL-3	COMCAST CORP	LS			1.G FE	284,330	.96 6610	273,551	283,000	284,238	.0	(60)	.0	.0	4.600	4.558	AO	2,748	13,018	04/29/2022	10/15/2038
20030N-CL-3	COMCAST CORP			1	1.G FE	720,370	.96 6610	693,059	717,000	720,136	.0	(153)	.0	.0	4.600	4.558	AO	6,963	32,982	04/29/2022	10/15/2038
20030N-DH-1	COMCAST CORP			1	1.G FE	716,406	.86 0740	516,444	600,000	701,063	.0	(5,193)	.0	.0	3.750	2.454	AO	5,625	22,500	12/18/2020	04/01/2040
200340-AQ-0	COMERICA INC				2.C FE	1,000,480	.94 0940	940,940	1,000,000	1,000,121	.0	(44)	.0	.0	3.800	3.795	JJ	16,783	38,000	07/18/2014	07/22/2026
20825C-AY-0	CONOCOPHILLIPS			1	1.F FE	1,025,343	.98 5360	985,360	1,000,000	1,018,946	.0	(3,905)	.0	.0	4.300	3.826	FA	16,244	43,000	05/09/2022	08/15/2028
20826F-1C-0	CONOCOPHILLIPS COMPANY			1	1.F FE	1,076,780	.89 4290	894,290	1,000,000	1,002,666	.0	(2,331)	.0	.0	4.300	3.785	MM	5,494	43,000	03/08/2022	11/15/2044
20826F-BC-9	CONOCOPHILLIPS COMPANY			1	1.F FE	2,488,246	.84 6870	2,117,175	2,500,000	2,488,730	.0	404	.0	.0	3.758	3.793	MS	27,663	93,950	10/04/2022	03/15/2042
210518-E*-3	CONSUMERS ENERGY COMPANY FIRST MORTGAGE BONDS			1	1.E	2,000,000	.79 8770	1,597,540	2,000,000	2,000,000	.0	.0	.0	.0	3.520	3.520	MS	18,187	70,400	09/28/2017	09/28/2037
210518-F*-2	CONSUMERS ENERGY COMPANY First Mortgage Bonds			1	1.E	3,000,000	.79 7160	2,391,480	3,000,000	3,000,000	.0	.0	.0	.0	3.520	3.520	MM	13,493	105,600	11/15/2017	11/15/2037
210795-OB-9	CONTINENTAL AIRLINES 2012-2 A EETC				2.B FE	1,862,737	.97 8220	1,795,238	1,835,209	1,838,439	.0	(3,545)	.0	.0	4.000	3.770	AO	12,643	73,408	02/05/2014	04/29/2026
219350-AX-3	CORNING INC			1	2.A FE	2,332,360	.95 8230	1,916,460	2,000,000	2,297,934	.0	(17,722)	.0	.0	4.700	3.299	MS	27,678	94,000	01/07/2022	03/15/2037
22279#-AE-4	COUSINS PROPERTIES INCORPORATE SENIOR NOTE			1	2.B	5,000,000	.92 2980	4,614,897	5,000,000	5,000,000	.0	.0	.0	.0	3.950	3.950	JJ	96,007	197,500	06/19/2019	07/06/2029
22541L-AE-3	CREDIT SUISSE FB USA INC				1.E FE	87,554	113.8320	85,374	75,000	81,145	.0	(540)	.0	.0	7.125	5.890	JJ	2,464	5,344	11/30/2004	07/15/2032
225498-AA-9	CREDIT OPPOR PARTNERS JV LLC SENIOR UNSECURED NOTES			1	2.B PL	7,000,000	.95 2950	6,670,670	7,000,000	7,000,000	.0	.0	.0	.0	3.620	3.620	FA	94,321	253,400	08/17/2021	08/17/2026
225655-AA-8	CRESCENT CAPITAL BDC INC SENIOR UNSECURED NOTES			1	2.C FE	3,000,000	.96 6320	2,898,963	3,000,000	3,000,000	.0	.0	.0	.0	4.000	4.000	FA	44,667	120,000	05/05/2021	02/17/2026
22822R-BH-2	CROWN CASTLE TOWERS LLC 144A			1	1.F FE	1,000,000	.94 9640	949,640	1,000,000	1,000,000	.0	.0	.0	.0	4.241	4.241	MON	1,885	42,410	06/26/2018	07/15/2028
22822V-AP-6	CROWN CASTLE INTL CORP			1	2.B FE	2,310,340	.79 1520	1,583,040	2,000,000	2,288,636	.0	(7,317)	.0	.0	4.000	3.168	MM	10,222	80,000	12/04/2020	11/15/2049
22822V-AX-9	CROWN CASTLE INTL CORP			1	2.B FE	3,982,320	.71 5160	2,860,640	4,000,000	3,984,375	.0	687	.0	.0	2.900	2.929	AO	29,000	116,000	02/08/2021	04/01/2041
22970*-AA-8	BGS BNSF CTL - Series 2015-1 PT			1	1.D PL	5,844,211	.92 9620	5,432,902	5,844,211	5,844,211	.0	.0	.0	.0	4.070	4.105	MON	10,572	237,859	03/12/2015	05/15/2034
22970*-AB-6	BGS BNSF CTL PT Tr Cert Ser 2021			1	1.D	1,386,198	.90 7800	1,249,802	1,376,733	1,384,329	.0	(725)	.0	.0	3.200	3.112	MON	1,958	44,056	06/02/2021	05/15/2034

ANNUAL STATEMENT FOR THE YEAR 2023 OF AUGUSTAR LIFE ASSURANCE CORPORATION

SCHEDULE D - PART 1

Showing All Long-Term BONDS Owned December 31 of Current Year

1	2	Codes			6	7	Fair Value		10	11	Change in Book/Adjusted Carrying Value				Interest					Dates	
		3	4	5			8	9			12	13	14	15	16	17	18	19	20	21	22
CUSIP Identification	Description	C o d e	F o r e i g n	B o n d C h a r	NAIC Designation, NAIC Designation Modifier and SVO Administrative Symbol	Actual Cost	Rate Used to Obtain Fair Value	Fair Value	Par Value	Book/ Adjusted Carrying Value	Unrealized Valuation Increase/ (Decrease)	Current Year's (Amortization)/ Accretion	Current Year's Other-Than-Temporary Impairment Recognized	Total Foreign Exchange Change in Book/ Adjusted Carrying Value	Rate of	Effective Rate of	When Paid	Admitted Amount Due and Accrued	Amount Received During Year	Acquired	Stated Contractual Maturity Date
23157#-AG-4	CURTISS-WRIGHT CORPORATION				2.A PL	1,800,000	.98 1230	1,786,218	1,800,000	1,800,000	.0	.0	.0	.0	3.850	3.850	FA	24,063	69,300	02/26/2013	02/26/2025
233835-AQ-0	DAIMLER FINANCE NA LLC				1.F FE	5,654,000	.125 5580	6,277,900	5,000,000	5,300,042	.0	(31,465)	.0	.0	8.500	7.392	JJ	192,431	425,000	08/05/2002	01/18/2031
23386#-AR-3	DAIRY FARMERS OF AMERICA INC SENIOR NOTE				2.B FE	1,000,000	.98 3030	983,025	1,000,000	1,000,000	.0	.0	.0	.0	4.660	4.656	JJ	22,653	46,600	01/03/2019	01/03/2026
235851-AW-2	DANAHER CORP				1.G FE	2,981,880	.69 3370	2,080,110	3,000,000	2,982,696	.0	402	.0	.0	2.800	2.830	JD	4,900	84,000	12/01/2021	12/10/2051
24703D-BF-7	DELL INT LLC / EMC CORP				2.B FE	3,020,787	.75 6010	2,268,030	3,000,000	3,020,471	.0	(316)	.0	.0	3.375	3.323	JD	4,500	50,625	10/02/2023	12/15/2041
247156-AZ-7	DELOITTE LLP				1.F	3,000,000	.96 9140	2,907,435	3,000,000	3,000,000	.0	.0	.0	.0	5.320	5.321	MN	13,743	79,800	05/31/2023	05/30/2038
24736X-AA-6	DELTA AIRLINES 2015-1 AA				1.F FE	651,459	.94 3320	614,535	651,459	651,459	.0	.0	.0	.0	3.625	3.625	JJ	9,905	23,615	08/10/2015	07/30/2027
24736Y-AA-4	DELTA AIRLINES 2015-1 A				2.B FE	651,467	.92 1320	600,210	651,467	651,467	.0	.0	.0	.0	3.875	3.875	JJ	10,589	25,244	08/10/2015	07/30/2027
25179M-AL-7	DEVON ENERGY CORPORATION	LS			2.B FE	2,107,500	.96 8390	1,936,780	2,000,000	2,080,715	.0	(2,878)	.0	.0	5.600	5.239	JJ	51,644	112,000	08/24/2011	07/15/2041
25389J-AT-3	DIGITAL REALTY TRUST LP	LS			2.B FE	1,607,617	.97 7850	1,574,339	1,610,000	1,608,824	.0	229	.0	.0	4.450	4.468	JJ	33,036	71,645	06/14/2018	07/15/2028
25389J-AT-3	DIGITAL REALTY TRUST LP				2.B FE	389,423	.97 7850	381,362	390,000	389,715	.0	55	.0	.0	4.450	4.468	JJ	8,003	17,355	06/14/2018	07/15/2028
254687-FZ-4	WALT DISNEY COMPANY (THE)	LS			1.G FE	2,464,537	.80 4510	1,754,636	2,181,000	2,445,723	.0	(6,598)	.0	.0	3.600	2.935	JJ	36,641	78,516	02/25/2021	01/13/2051
254687-FZ-4	WALT DISNEY COMPANY (THE)				1.G FE	925,473	.80 4510	658,894	819,000	918,408	.0	(2,478)	.0	.0	3.600	2.935	JJ	13,759	29,484	02/25/2021	01/13/2051
254687-GA-8	WALT DISNEY COMPANY (THE)	LS			1.G FE	159,771	.81 4610	130,338	160,000	159,781	.0	3	.0	.0	3.800	3.807	MN	811	6,080	05/11/2020	05/13/2060
254687-GA-8	WALT DISNEY COMPANY (THE)				1.G FE	838,799	.81 4610	684,272	840,000	838,849	.0	14	.0	.0	3.800	3.807	MN	4,256	31,920	05/11/2020	05/13/2060
260543-CE-1	DOW CHEMICAL CO				2.A FE	851,790	.98 3460	983,460	1,000,000	856,654	.0	4,097	.0	.0	5.250	6.631	MN	6,708	52,500	10/24/2022	11/15/2041
260543-CG-6	DOW CHEMICAL CO				2.A FE	4,246,355	.88 5160	3,098,060	3,500,000	4,169,380	.0	(26,921)	.0	.0	4.375	3.012	MN	19,566	153,125	01/22/2021	11/15/2042
26078J-AE-0	DUPONT DE NEMOURS INC				2.A FE	1,000,000	.102 7700	1,027,700	1,000,000	1,000,000	.0	.0	.0	.0	5.319	5.319	MN	6,797	53,190	11/14/2018	07/15/2038
26138E-AY-5	KEURIG DR PEPPER INC				2.B FE	3,509,540	.89 0050	2,670,150	3,000,000	3,471,651	.0	(13,790)	.0	.0	4.420	3.412	JD	5,893	132,600	03/01/2021	12/15/2046
26442C-AR-5	DUKE ENERGY CAROLINAS				1.F FE	979,160	.81 2840	812,840	1,000,000	981,723	.0	503	.0	.0	3.875	4.000	MS	11,410	38,750	07/13/2018	03/15/2046
26875P-AN-1	EOG RESOURCES INC				1.G FE	1,214,994	.92 1250	1,013,375	1,100,000	1,200,205	.0	(7,828)	.0	.0	3.900	2.907	AO	10,725	42,900	01/31/2022	04/01/2035
26884U-A8-8	EPR PROPERTIES SERIES B GTD SENIOR NOTES				2.C FE	7,500,000	.97 2230	7,291,688	7,500,000	7,500,000	.0	.0	.0	.0	4.560	4.560	FA	122,550	342,000	08/22/2016	08/22/2026
26885B-AB-6	EQT MIDSTREAM PARTNERS	LS			3.C FE	458,262	.96 6740	446,634	462,000	460,758	.0	392	.0	.0	4.125	4.224	JD	1,588	19,058	11/01/2016	12/01/2026
26885B-AB-6	EQT MIDSTREAM PARTNERS				3.C FE	533,648	.96 6740	520,106	538,000	536,554	.0	457	.0	.0	4.125	4.224	JD	1,849	22,193	11/01/2016	12/01/2026
26986*-AA-1	EAGLE SOLAR LLC SENIOR SECURED NOTE				3.A	769,083	.78 0020	599,900	769,083	769,083	.0	.0	.0	.0	4.820	4.818	JD	103	37,070	11/01/2018	12/31/2042
27616#-AH-8	EASTERLY GOVT PROPERTIES LP SENIOR NOTE SERIES B				2.B	3,000,000	.84 4270	2,532,813	3,000,000	3,000,000	.0	.0	.0	.0	2.890	2.890	AO	18,544	86,700	10/14/2021	10/14/2030
278865-AM-2	ECOLAB INC	LS			1.G FE	764,325	.104 9230	786,923	750,000	763,825	.0	(451)	.0	.0	5.500	5.339	JD	2,635	41,250	09/26/2022	12/08/2041
278865-AM-2	ECOLAB INC				1.G FE	3,821,625	.104 9230	3,934,613	3,750,000	3,819,123	.0	(2,255)	.0	.0	5.500	5.339	JD	13,177	206,250	09/26/2022	12/08/2041
278865-BN-9	ECOLAB INC	LS			1.G FE	2,867,956	.67 8100	1,949,538	2,875,000	2,867,777	.0	159	.0	.0	2.700	2.712	JD	3,450	77,625	12/06/2021	12/15/2051
278865-BN-9	ECOLAB INC				1.G FE	124,694	.67 8100	84,763	125,000	124,708	.0	7	.0	.0	2.700	2.712	JD	150	3,375	12/06/2021	12/15/2051
28501*-AY-1	ELECTRIC TRANSMISSION TEXAS LL LLC SENIOR NOTES				2.B	3,000,000	.81 5290	2,445,856	3,000,000	3,000,000	.0	.0	.0	.0	3.900	3.900	MS	33,800	117,000	03/17/2016	03/17/2036
28501*-AY-1	ELECTRIC TRANSMISSION TEXAS LL SENIOR UNSECURED NOTES				2.B	1,000,000	.89 5830	895,830	1,000,000	1,000,000	.0	.0	.0	.0	3.550	3.550	JD	1,874	35,500	06/12/2019	06/12/2029
28501*-BG-9	ELECTRIC TRANSMISSION TEXAS LL LLC SENIOR NOTES				2.B	5,000,000	.72 3220	3,616,086	5,000,000	5,000,000	.0	.0	.0	.0	3.050	3.050	JJ	68,625	152,500	01/19/2022	01/19/2037
29278N-AG-8	ENERGY TRANSFER OPERATING				2.C FE	997,890	1,008 270	1,008,270	1,000,000	998,723	.0	204	.0	.0	5.250	5.278	AO	11,083	52,500	01/08/2019	04/15/2029
29364W-BD-9	ENTERGY LOUISIANA LLC				1.F FE	4,178,210	.66 8160	2,672,640	4,000,000	4,165,499	.0	(4,190)	.0	.0	2.900	2.682	MS	34,156	116,000	11/10/2020	03/15/2051
29379V-BN-2	ENTERPRISE PRODUCTS OPERATING	LS			2.B FE	2,000,000	.95 8500	1,917,000	2,000,000	2,000,000	.0	.0	.0	.0	5.250	4.763	FA	39,375	105,000	08/07/2017	08/16/2077
29379V-CA-9	ENTERPRISE PRODUCTS OPERATING				1.G FE	5,989,810	.72 9580	4,377,480	6,000,000	5,990,933	.0	.0	.0	.0	3.200	3.208	FA	162	72,303	08/02/2021	02/15/2052
30231G-AN-2	EXXON MOBIL CORP				1.D FE	3,362,730	.82 3850	2,471,550	3,000,000	3,336,315	.0	(11,785)	.0	.0	3.567	2.846	MS	34,184	107,010	09/17/2021	03/06/2045
30231G-BF-8	EXXON MOBIL CORP				1.D FE	5,915,750	.92 8840	4,644,200	5,000,000	5,834,001	.0	(41,316)	.0	.0	4.227	2.898	MS	59,883	211,350	12/27/2021	03/19/2040
30251B-AD-0	FMR LLC 144A				1.E FE	1,013,470	.96 7210	967,210	1,000,000	1,007,715	.0	(662)	.0	.0	4.950	4.844	FA	20,625	49,300	01/31/2013	02/01/2033
30288*-AA-8	FLNG LIQUEFACTION 2 LLC SENIOR SECURED NOTES				2.B FE	826,800	.92 5050	764,828	826,800	826,800	.0	.0	.0	.0	4.540	4.541	MS	9,488	37,537	11/29/2016	03/31/2038
30306V-AA-6	FLNG LIQUEFACTION 3 LLC SENIOR SECURED NOTES				2.C FE	1,765,200	.80 2590	1,416,729	1,765,200	1,765,200	.0	.0	.0	.0	3.080	3.080	JD	151	54,368	04/15/2021	06/30/2039
30571*-AA-0	FAIRVIEW HEALTH SERVICES TAXABLE BND\$ SERIES2015				2.A	6,283,509	.88 7060	5,573,858	6,283,509	6,283,509	.0	.0	.0	.0	4.160	4.160	MN	33,400	261,994	09/02/2015	11/15/2043
31428X-BB-1	FEDEX CORP				2.B FE	4,488,290	.84 1580	3,366,320	4,000,000	4,458,763	.0	(14,796)	.0	.0	4.100	3.338	FA	68,333	164,000	12/15/2021	02/01/2045

ANNUAL STATEMENT FOR THE YEAR 2023 OF AUGUSTAR LIFE ASSURANCE CORPORATION

SCHEDULE D - PART 1

Showing All Long-Term BONDS Owned December 31 of Current Year

1	2	Codes			6	7	Fair Value		10	11	Change in Book/Adjusted Carrying Value				Interest					Dates	
		3	4	5			8	9			12	13	14	15	16	17	18	19	20	21	22
CUSIP Identification	Description	C o d e	F o r e i g n	B o n d C h a r	NAIC Designation, NAIC Designation Modifier and SVO Administrative Symbol	Actual Cost	Rate Used to Obtain Fair Value	Fair Value	Par Value	Book/ Adjusted Carrying Value	Unrealized Valuation Increase/ (Decrease)	Current Year's (Amortization)/ Accretion	Current Year's Other-Than-Temporary Impairment Recognized	Total Foreign Exchange Change in Book/ Adjusted Carrying Value	Rate of	Effective Rate of	When Paid	Admitted Amount Due and Accrued	Amount Received During Year	Acquired	Stated Contractual Maturity Date
31620M-BU-9	FIDELITY NATIONAL INFORMATION			1	2.B FE	993,950	.74 2350	742,350	1,000,000	994,595	.0	234	.0	.0	3.100	3.141	MS	10,333	31,000	02/23/2021	03/01/2041
316773-DB-3	FIFTH THIRD BANCORP			2	3.A FE	2,000,000	.93 0050	1,860,100	2,000,000	2,000,000	.0	.0	.0	.0	4.500	4.500	MJSD	250	90,000	07/27/2020	01/01/9999
31953*-AL-6	BNSF RAILWAY COMPANY SERIES A				1.C	336,809	101.8470	343,030	336,809	336,809	.0	.0	.0	.0	5.960	5.959	MN	2,565	20,074	10/16/2007	10/15/2027
31953*-AM-4	BNSF RAILWAY COMPANY SERIES B				1.C	33,147	101.8470	33,759	33,147	33,147	.0	.0	.0	.0	5.960	5.959	MN	252	1,976	10/16/2007	10/15/2027
31953*-AN-2	BNSF RAILWAY COMPANY SERIES C				1.C	208,461	101.8470	212,311	208,461	208,461	.0	.0	.0	.0	5.960	5.959	MN	1,588	12,444	10/16/2007	10/15/2027
31953*-AP-7	BNSF RAILWAY COMPANY SERIES D				1.C	85,587	101.8470	87,168	85,587	85,587	.0	.0	.0	.0	5.960	5.959	MN	652	5,101	10/16/2007	10/15/2027
31953*-AQ-5	BNSF RAILWAY COMPANY SERIES E				1.C	113,273	101.8470	115,365	113,273	113,273	.0	.0	.0	.0	5.960	5.959	MN	863	6,751	10/16/2007	10/15/2027
32055R-A@-6	FIRST INDUSTRIAL LP SERIES A GTED SENIOR NOTES			1	2.B FE	1,000,000	.96 3200	963,197	1,000,000	1,000,000	.0	.0	.0	.0	4.300	4.300	AO	8,481	43,000	04/20/2017	04/20/2027
32055R-B#-3	FIRST INDUSTRIAL LP SERIES E GTED SENIOR NOTES			1	2.B FE	2,000,000	.92 3340	1,846,675	2,000,000	2,000,000	.0	.0	.0	.0	3.970	3.970	JJ	34,848	79,400	07/23/2019	07/23/2029
32055R-B*-7	FIRST INDUSTRIAL LP SERIES C GTED SENIOR NOTES			1	2.B FE	2,000,000	.94 0370	1,880,741	2,000,000	2,000,000	.0	.0	.0	.0	3.860	3.860	FA	29,164	77,200	02/15/2018	02/15/2028
337358-BD-6	FIRST UNION CORP (WACHOVIA) SUB DEBENTURES				2.B FE	82,202	108.5560	81,417	75,000	79,281	.0	(246)	.0	.0	6.550	5.872	AO	1,037	4,913	11/30/2004	10/15/2035
33843X-AD-1	FLAGSHIP CREDIT AUTO TRUST 2022-4 B				1.C FE	3,229,394	102.0760	3,297,055	3,230,000	3,229,576	.0	164	.0	.0	6.780	6.882	MON	9,733	218,994	10/28/2022	10/15/2027
33939H-AB-5	FLEX INTERMEDIATE HOLDCO 144A			1	2.C FE	1,999,900	.73 1470	1,462,940	2,000,000	1,999,995	.0	.0	.0	.0	4.317	4.317	JD	240	86,340	05/24/2021	12/30/2039
33972P-AA-7	FLNG LIQUEFACTION 2 LLC 144A			1	2.B FE	4,220,500	.87 7430	3,703,193	4,220,500	4,220,500	.0	.0	.0	.0	4.125	4.125	MS	44,008	174,096	07/12/2016	03/31/2038
34107@-AA-7	FLORIDA PIPELINE HOLDINGS LLC			1	2.B PL	4,386,802	.83 2970	3,654,089	4,386,802	4,386,802	.0	.0	.0	.0	2.920	2.919	FA	48,391	128,095	07/15/2021	08/15/2038
341081-FQ-5	FLORIDA PIWR & LT CO			1	1.D FE	994,600	.85 2210	852,210	1,000,000	995,219	.0	116	.0	.0	3.950	3.981	MS	13,167	39,500	02/26/2018	03/01/2048
341099-CR-8	DUKE ENERGY FLORIDA LLC			1	1.F FE	2,406,900	.82 6680	1,653,360	2,000,000	2,361,685	.0	(15,170)	.0	.0	3.850	2.605	MN	9,839	77,000	12/08/2020	11/15/2042
34490@-AK-0	FOOTBALL CLUB TERM NOTES 2020-XI-J TR CTF				1.F FE	1,000,000	.80 1730	801,732	1,000,000	1,000,000	.0	.0	.0	.0	3.850	3.850	OCT	9,411	39,035	10/02/2020	10/05/2040
345397-WW-9	FORD MOTOR CREDIT				2.C FE	3,500,000	.98 4520	3,445,820	3,500,000	3,500,000	.0	.0	.0	.0	3.664	3.664	MS	40,253	128,240	09/03/2014	09/08/2024
36144@-AW-3	GATX CAPITAL CORPORATION			1	2.B FE	989,370	.97 4100	974,100	1,000,000	998,503	.0	1,158	.0	.0	3.250	3.374	MS	8,215	32,500	02/03/2015	03/30/2025
36144@-BK-8	GATX CAPITAL CORPORATION			1	2.B FE	1,980,980	.97 8810	1,957,620	2,000,000	1,983,075	.0	1,508	.0	.0	4.900	5.016	MS	28,856	107,528	08/08/2022	03/15/2033
36150J-AE-0	GBG LLC 144A			1	1.F FE	5,000,000	.76 8210	3,841,050	5,000,000	5,000,000	.0	.0	.0	.0	4.100	4.135	MON	17,083	205,000	09/22/2020	09/01/2050
36164Q-6M-5	GE CAPITAL INTL FUNDING				2.B FE	2,233,852	.97 1260	2,180,479	2,245,000	2,242,493	.0	1,275	.0	.0	3.373	3.435	MN	9,676	75,724	07/08/2016	11/15/2025
369550-BQ-0	GENERAL DYNAMICS			1	1.G FE	2,942,331	.76 8250	2,569,796	3,345,000	2,960,997	.0	13,843	.0	.0	2.850	3.704	JD	7,944	95,333	09/26/2022	06/01/2041
37045V-AH-3	GENERAL MOTORS CO	.LS.		1	2.B FE	857,201	.95 5450	794,934	832,000	849,744	.0	(1,168)	.0	.0	5.000	4.753	AO	10,400	41,600	07/21/2016	04/01/2035
37045V-AH-3	GENERAL MOTORS CO			1	2.B FE	173,089	.95 5450	160,516	168,000	171,583	.0	(236)	.0	.0	5.000	4.753	AO	2,100	8,400	07/21/2016	04/01/2035
37045X-BG-0	GENERAL MOTORS FINL CO			1	2.B FE	996,390	100.0980	1,000,980	1,000,000	999,052	.0	403	.0	.0	5.250	5.297	MS	17,500	52,500	02/25/2016	03/01/2026
37045X-CA-2	GENERAL MOTORS FINL CO	.LS.		2	3.A FE	919,000	.88 9500	817,451	919,000	919,000	.0	.0	.0	.0	5.750	5.750	MS	13,357	52,843	09/13/2017	01/01/9999
37045X-CA-2	GENERAL MOTORS FINL CO			2	3.A FE	81,000	.88 9500	72,050	81,000	81,000	.0	.0	.0	.0	5.750	5.750	MS	1,177	4,658	09/13/2017	01/01/9999
37045X-ED-4	GENERAL MOTORS FINL CO			1	2.B FE	2,951,939	106.4880	3,153,110	2,961,000	2,952,595	.0	655	.0	.0	6.400	6.442	JJ	90,541	94,752	01/04/2023	01/09/2033
37045X-ED-4	GENERAL MOTORS FINL CO			1	2.B FE	2,032,761	106.4880	2,171,290	2,039,000	2,033,212	.0	451	.0	.0	6.400	6.442	JJ	62,348	65,248	01/04/2023	01/09/2033
373334-KN-0	GEORGIA POWER CO			1	2.A FE	4,491,220	.79 1980	3,167,920	4,000,000	4,457,798	.0	(11,807)	.0	.0	3.700	3.049	JJ	62,078	148,000	02/26/2021	01/30/2050
373334-KP-5	GEORGIA POWER CO			1	2.A FE	1,998,060	.72 4550	1,449,100	2,000,000	1,998,203	.0	41	.0	.0	3.250	3.255	MS	19,139	65,000	02/22/2021	03/15/2051
37555@-BK-8	GILEAD SCIENCES INC			1	2.A FE	6,042,515	.87 1580	4,445,058	5,100,000	5,968,957	.0	(26,072)	.0	.0	4.150	3.098	MS	70,550	211,650	02/11/2021	03/01/2047
378272-BG-2	GLENCORE FUNDING LLC 144A			1	2.A FE	4,988,650	.84 9110	4,245,550	5,000,000	4,990,977	.0	1,038	.0	.0	2.625	2.651	MS	35,729	131,250	09/15/2021	09/23/2031
37941*-AC-8	GLOBAL INFRASTRUCTURE MGT SENIOR SEC NOTES			1	1.D PL	3,000,000	100.0000	2,340,024	3,000,000	3,000,000	.0	.0	.0	.0	3.010	3.010	JD	7,525	90,300	12/01/2021	12/01/2036
38136*-AA-5	GOLDENTREE ASSET MANAGEMENT LP			1	1.F PL	2,000,000	.86 4400	1,728,809	2,000,000	2,000,000	.0	.0	.0	.0	3.140	3.140	JD	174	62,800	11/18/2021	11/18/2031
38141G-XG-4	GOLDMAN SACHS GROUP INC			1	1.F FE	1,999,300	.87 9110	1,758,220	2,000,000	1,999,552	.0	67	.0	.0	2.600	2.604	FA	20,800	52,000	02/05/2020	02/07/2030
38148Y-AA-6	GOLDMAN SACHS GROUP INC			1	2.A FE	5,643,540	.87 3240	4,366,200	5,000,000	5,559,757	.0	(32,851)	.0	.0	4.017	2.943	AO	34,033	200,850	11/17/2021	10/31/2038
38175@-AD-9	GOLUB CAPITAL PARTNERS PRIVATE SER 2022A SR NT TRANCHE D			1	2.B PL	6,000,000	.95 1190	5,707,117	6,000,000	6,000,000	.0	.0	.0	.0	3.820	3.820	FA	80,857	229,200	05/26/2022	02/24/2027
39121J-AE-0	GREAT RIVER ENERGY 144A				1.G FE	534,033	104.4080	615,627	589,636	564,496	.0	1,245	.0	.0	6.254	7.239	JJ	18,438	36,876	08/12/2008	07/01/2038
39138Q-AA-3	GREAT-WEST LIFECCO FIN 18 144A	.LS.		1	1.F FE	1,990,087	.97 3670	1,935,656	1,988,000	1,989,042	.0	(210)	.0	.0	4.047	4.034	MN	9,833	80,454	05/22/2018	05/17/2028
39138Q-AA-3	GREAT-WEST LIFECCO FIN 18 144A			1	1.F FE	12,013	.97 3670	11,684	12,000	12,006	.0	(1)	.0	.0	4.047	4.034	MN	59	486	05/22/2018	05/17/2028
39138Q-AC-9	GREAT-WEST LIFECCO FIN 18 144A			1	1.F FE	1,999,660	.89 7590	1,795,180	2,000,000	1,999,711	.0	6	.0	.0	4.581	4.582	MN	11,198	91,620	05/22/2018	05/17/2048

ANNUAL STATEMENT FOR THE YEAR 2023 OF AUGUSTAR LIFE ASSURANCE CORPORATION

SCHEDULE D - PART 1

Showing All Long-Term BONDS Owned December 31 of Current Year

1	2	Codes			6	7	Fair Value		10	11	Change in Book/Adjusted Carrying Value				Interest					Dates	
		3	4	5			8	9			12	13	14	15	16	17	18	19	20	21	22
CUSIP Identification	Description	Code	Rating	Bond Char	NAIC Designation, NAIC Designation Modifier and SVO Administrative Symbol	Actual Cost	Rate Used to Obtain Fair Value	Fair Value	Par Value	Book/ Adjusted Carrying Value	Unrealized Valuation Increase/ (Decrease)	Current Year's (Amortization)/ Accretion	Current Year's Other-Than-Temporary Impairment Recognized	Total Foreign Exchange Change in Book/ Adjusted Carrying Value	Rate of	Effective Rate of	When Paid	Admitted Amount Due and Accrued	Amount Received During Year	Acquired	Stated Contractual Maturity Date
404119-CB-3	HCA INC			1	2.C FE	2,985,030	.70 5490	2,116,470	3,000,000	2,985,806	.0	.301	.0	.0	3.500	3.527	JJ	48,417	105,000	06/21/2021	07/15/2051
404119-CC-1	HCA INC			1	2.C FE	993,880	.82 4600	824,600	1,000,000	995,274	.0	.564	.0	.0	2.375	2.444	JJ	10,951	23,750	06/21/2021	07/15/2031
404119-CS-6	HCA INC			1	2.C FE	1,002,358	.84 6050	846,050	1,000,000	1,002,286	.0	.72	.0	.0	4.375	4.356	MS	12,882	21,875	08/08/2023	03/15/2042
41242*-BV-3	NBA HARDWOOD FUNDING LL SERIES PR SENIOR NOTE			1	1.G FE	1,000,000	.88 3440	883,445	1,000,000	1,000,000	.0	.0	.0	.0	3.190	3.190	JD	2,127	31,900	06/30/2020	06/07/2030
418056-AZ-0	HASBRO INC	LS		1	2.B FE	704,738	.93 0720	658,019	707,000	705,564	.0	.213	.0	.0	3.900	3.939	MM	3,217	27,573	11/13/2019	11/19/2029
418056-AZ-0	HASBRO INC			1	2.B FE	292,062	.93 0720	272,701	293,000	292,405	.0	.88	.0	.0	3.900	3.939	MM	1,333	11,427	11/13/2019	11/19/2029
422340-AD-4	HEARTLAND FINANCIAL USA			2	2.B FE	1,035,000	.95 8920	958,920	1,000,000	1,003,928	.0	(4,923)	.0	.0	5.750	5.217	JD	160	57,500	08/05/2016	12/30/2024
42251*-AU-8	HEB GROCERY COMPANY SENIOR UNSECURED NOTES			1	1.G	5,000,000	.88 9350	4,446,745	5,000,000	5,000,000	.0	.0	.0	.0	3.540	3.540	MS	44,742	177,000	03/30/2016	03/30/2031
427096-B8-0	HERCULES CAPITAL INC SENIOR UNSECURED NOTES			1	2.A FE	3,000,000	.97 9360	2,938,071	3,000,000	3,000,000	.0	.0	.0	.0	4.550	4.550	MS	44,363	136,500	03/04/2021	03/04/2026
42824C-AW-9	HEWLETT-PACKARD ENTERPRISE CO			1	2.B FE	1,494,863	.99 5840	1,493,760	1,500,000	1,498,750	.0	.653	.0	.0	4.900	4.949	AO	15,517	73,500	12/30/2016	10/15/2025
431282-AS-1	HIGHWOODS REALTY LP			1	2.B FE	2,992,350	.82 7570	2,482,710	3,000,000	2,995,186	.0	.704	.0	.0	3.050	3.079	FA	34,567	91,500	09/04/2019	02/15/2030
437076-CG-5	HOME DEPOT INC			1	1.F FE	2,959,680	.63 2420	1,897,260	3,000,000	2,962,589	.0	.958	.0	.0	2.375	2.438	MS	20,979	71,250	01/04/2021	03/15/2051
437076-CP-5	HOME DEPOT INC	LS		1	1.F FE	2,709,862	.92 3840	2,516,540	2,724,000	2,712,047	.0	1,233	.0	.0	3.250	3.311	AO	18,690	88,530	03/24/2022	04/15/2032
437076-CP-5	HOME DEPOT INC			1	1.F FE	274,568	.92 3840	254,980	276,000	274,789	.0	.125	.0	.0	3.250	3.311	AO	1,894	8,970	03/24/2022	04/15/2032
44107T-AW-6	HOST HOTELS & RESORTS LP			1	2.C FE	498,400	.98 1770	490,885	500,000	499,607	.0	.176	.0	.0	4.500	4.540	FA	9,375	22,500	10/08/2015	02/01/2026
446150-AX-2	HUNTINGTON BANCSHARES INC			2	2.A FE	1,066,485	.75 7160	1,135,740	1,500,000	1,105,436	.0	31,139	.0	.0	2.487	6.359	FA	14,093	37,305	09/27/2022	08/15/2036
44891A-AK-3	HYUNDAI CAPITAL SERVICES 144A			1	2.A FE	877,270	.93 4230	934,230	1,000,000	954,968	.0	15,118	.0	.0	2.750	4.519	MS	7,181	27,500	04/25/2018	09/27/2026
44891A-BG-1	HYUNDAI CAPITAL SERVICES 144A			1	2.A FE	1,993,980	.93 5030	1,870,060	2,000,000	1,997,169	.0	856	.0	.0	3.000	3.048	FA	23,500	60,000	02/05/2020	02/10/2027
44891A-CB-1	HYUNDAI CAPITAL SERVICES 144A			1	2.A FE	1,992,760	100 5610	2,011,220	2,000,000	1,994,475	.0	1,715	.0	.0	5.500	5.633	MS	27,806	55,000	03/28/2023	03/30/2026
449298-AK-0	ICRE REIT HOLDINGS SENIOR NOTE DUE 2028			1	2.B	4,000,000	.93 8260	3,753,051	4,000,000	4,000,000	.0	.0	.0	.0	3.760	3.760	JJ	73,529	150,400	01/05/2016	01/05/2028
45005*-AC-4	IRG INDUSTRIAL LLC SENIOR UNSECURED NOTES			1	2.C FE	3,000,000	.91 0000	2,729,993	3,000,000	3,000,000	.0	.0	.0	.0	4.480	4.480	MS	44,053	134,400	03/03/2021	03/03/2031
455170-AB-6	INDIANA UNIV HEALTH INC			1	1.C FE	3,000,000	.70 2070	2,106,210	3,000,000	3,000,000	.0	.0	.0	.0	2.852	2.852	MM	14,260	85,560	06/24/2021	11/01/2051
457187-AC-6	INGREDION INC			1	2.B FE	998,080	.89 4110	894,110	1,000,000	998,719	.0	.179	.0	.0	2.900	2.922	JD	2,417	29,000	05/08/2020	06/01/2030
457187-AD-4	INGREDION INC			1	2.B FE	985,510	.73 3920	733,920	1,000,000	986,513	.0	.284	.0	.0	3.900	3.983	JD	3,250	39,000	05/08/2020	06/01/2050
459200-HF-1	IBM CORP			1	1.G FE	3,627,210	.87 1610	2,614,830	3,000,000	3,560,828	.0	(23,134)	.0	.0	4.000	2.707	JD	3,667	120,000	01/19/2021	06/20/2042
459200-KP-5	IBM CORP			1	1.G FE	1,499,715	.74 4350	1,116,525	1,500,000	1,499,726	.0	.6	.0	.0	3.430	3.431	FA	20,294	51,450	02/02/2022	02/09/2052
46284V-AN-1	IRON MOUNTAIN INC 144A	LS		1	3.C FE	594,000	.90 7550	539,085	594,000	594,000	.0	.0	.0	.0	4.500	4.500	FA	10,098	26,730	08/10/2020	02/15/2031
46284V-AN-1	IRON MOUNTAIN INC 144A			1	3.C FE	406,000	.90 7550	368,465	406,000	406,000	.0	.0	.0	.0	4.500	4.500	FA	6,902	18,270	08/10/2020	02/15/2031
46331*-AA-7	IRONWOOD CAPITAL PARTNERS V NOTE			1	2.A PL	1,183,299	.92 7910	1,097,995	1,183,299	1,183,299	.0	.0	.0	.0	5.000	0.000	AUG	.0	22,369	10/31/2023	08/31/2036
46647P-BV-7	JP MORGAN CHASE & CO			1	1.E FE	5,000,000	.70 7620	3,538,100	5,000,000	5,000,000	.0	.0	.0	.0	2.525	2.491	MM	14,729	126,250	11/12/2020	11/19/2041
466718-AA-7	JRD HOLDINGS SECURED TRUST CTL			1	2.B	2,998,785	.77 0180	2,309,593	2,998,785	2,998,785	.0	.0	.0	.0	3.620	3.647	MM	4,825	108,556	01/27/2021	01/15/2041
46673*-AA-7	JRD HOLDINGS SECURED TRUST 2021-2			1	2.B	4,839,724	.74 9010	3,625,014	4,839,724	4,839,724	.0	.0	.0	.0	3.214	3.235	MM	6,913	155,554	12/15/2021	12/15/2041
481218-AJ-0	JRD Holdings LLC Senior Unsecured Notes			1	2.B PL	4,000,000	.79 0250	3,161,018	4,000,000	4,000,000	.0	.0	.0	.0	2.730	2.730	MM	13,043	109,200	11/18/2020	11/18/2032
481218-AQ-4	JRD Holdings LLC SER 2021 D SR NT			1	2.B PL	2,000,000	.72 8550	1,457,107	2,000,000	2,000,000	.0	.0	.0	.0	2.980	2.980	AO	12,748	59,600	10/14/2021	10/14/2036
48128B-AG-6	JPMORGAN CHASE & CO			2	2.B FE	2,000,000	.96 6820	1,933,640	2,000,000	2,000,000	.0	.0	.0	.0	4.600	4.600	FA	38,333	92,000	01/15/2020	01/01/9999
48128B-AH-4	JPMORGAN CHASE & CO			2	2.B FE	1,500,000	.94 1780	1,412,670	1,500,000	1,500,000	.0	.0	.0	.0	4.000	4.000	AO	15,000	60,000	02/19/2020	01/01/9999
48255K-AA-4	KKR CORE HOLDING COMPANY LLC SENIOR SECURED NOTES			1	2.B PL	9,756,999	.89 4020	8,722,952	9,756,999	9,756,999	.0	.0	.0	.0	4.000	3.999	FA	147,439	377,001	11/04/2022	08/12/2031
486606-KF-2	KAYNE ANDERSON MLP INV CO SER KK SR UNSEC NT			1	1.A FE	154,808	.98 9250	153,144	154,808	154,808	.0	.0	.0	.0	3.930	3.931	JD	203	6,084	04/30/2014	07/30/2024
487312-AD-2	KEENAN FT DETRICK ENERGY 144A			1	1.D FE	3,849,000	.80 3750	3,093,691	3,849,000	3,849,000	.0	.0	.0	.0	4.166	4.165	MM	20,489	160,349	04/03/2019	11/15/2048
487836-BW-7	KELLOGG CO	LS		1	2.B FE	328,832	.99 1010	327,033	330,000	329,428	.0	.116	.0	.0	4.300	4.344	MM	1,813	14,190	05/07/2018	05/15/2028
487836-BW-7	KELLOGG CO			1	2.B FE	667,628	.99 1010	663,977	670,000	668,838	.0	.236	.0	.0	4.300	4.344	MM	3,681	28,910	05/07/2018	05/15/2028
491386-E*-5	KENTUCKY POWER COMPANY SENIOR UNSECURED NOTES			1	2.B	4,000,000	.93 5810	3,743,240	4,000,000	4,000,000	.0	.0	.0	.0	3.350	3.350	MS	40,572	134,000	09/12/2017	09/12/2027
491674-BM-8	KENTUCKY UTILITIES			1	1.F FE	2,819,025	.73 2970	1,832,425	2,500,000	2,795,718	.0	(7,833)	.0	.0	3.300	2.665	JD	6,875	82,500	12/09/2020	06/01/2050
49326E-EN-9	KEYCORP			1	2.B FE	2,500,000	.91 8800	2,297,000	2,500,000	2,500,000	.0	.0	.0	.0	4.789	4.654	JD	9,977	119,725	05/16/2022	06/01/2033
49327V-2C-7	KEY BANK NA			1	2.B FE	1,995,000	.88 3860	1,767,720	2,000,000	1,995,561	.0	.405	.0	.0	4.900	4.932	FA	38,928	98,000	08/03/2022	08/08/2032

ANNUAL STATEMENT FOR THE YEAR 2023 OF AUGUSTAR LIFE ASSURANCE CORPORATION

SCHEDULE D - PART 1

Showing All Long-Term BONDS Owned December 31 of Current Year

1	2	Codes			6	7	Fair Value		10	11	Change in Book/Adjusted Carrying Value				Interest					Dates	
		3	4	5			8	9			12	13	14	15	16	17	18	19	20	21	22
CUSIP Identification	Description	C o d e	F o r e i g n	B o n d C h a r	NAIC Designation, NAIC Designation Modifier and SVO Administrative Symbol	Actual Cost	Rate Used to Obtain Fair Value	Fair Value	Par Value	Book/ Adjusted Carrying Value	Unrealized Valuation Increase/ (Decrease)	Current Year's (Amortization)/ Accretion	Current Year's Other-Than-Temporary Impairment Recognized	Total Foreign Exchange Change in Book/ Adjusted Carrying Value	Rate of	Effective Rate of	When Paid	Admitted Amount Due and Accrued	Amount Received During Year	Acquired	Stated Contractual Maturity Date
494550-BP-0	KINDER MORGAN ENERGY PARTNERS			1	2.B FE	1,157,610	.89 4860	894,860	1,000,000	1,143,302	.0	(5,125)	.0	.0	5.000	3.911	MS	16,667	50,000	02/08/2021	03/01/2043
49803F-AB-8	KITE REALTY GROUP LP SERIES B SENIOR NOTE			1	2.C	5,000,000	.97 8080	4,890,419	5,000,000	5,000,000	.0	.0	.0	.0	4.470	4.470	MS	68,913	223,500	09/10/2015	09/10/2025
50077L-AX-4	KRAFT HEINZ FOODS CO			1	2.B FE	1,150,000	.93 0810	930,810	1,000,000	1,132,073	.0	(6,450)	.0	.0	4.625	3.500	AO	11,563	46,250	02/16/2021	10/01/2039
502126-AB-3	LP 1A REIT INC SENIOR UNSECURED NOTES			1	1.G	3,000,000	.83 5260	2,505,795	3,000,000	3,000,000	.0	.0	.0	.0	2.550	2.550	JJ	36,975	76,500	01/07/2021	01/07/2031
50212Y-AF-1	LPL HOLDINGS INC 144A			1	2.C FE	500,000	.90 6740	453,370	500,000	500,000	.0	.0	.0	.0	4.375	4.375	MM	2,795	21,875	05/10/2021	05/15/2031
50540R-AS-1	LABORATORY CORP OF AMERICA HLD			1	2.B FE	3,487,020	.92 3920	2,771,760	3,000,000	3,449,496	.0	(14,432)	.0	.0	4.700	3.658	FA	58,750	141,000	04/20/2021	02/01/2045
50587K-AA-9	LAFARGEHOLCIM FINANCE US 144A			1	2.A FE	999,160	.96 8360	968,360	1,000,000	999,742	.0	89	.0	.0	3.500	3.510	MS	9,625	35,000	09/15/2016	09/22/2026
51223*-AC-8	LAKEVIEW LOAN SERVICING LLC SENIOR UNSECURED NOTES			1	1.G PL	9,000,000	.98 3560	8,852,006	9,000,000	9,000,000	.0	.0	.0	.0	4.750	4.750	JJ	199,500	427,500	07/13/2021	07/13/2027
513272-AE-4	LAMB WESTON HLD 144A			1	3.C FE	249,688	.91 3530	228,383	250,000	249,774	.0	23	.0	.0	4.375	4.388	JJ	4,588	10,938	10/20/2021	01/31/2032
521865-BB-0	LEAR CORP			1	2.B FE	2,163,320	.89 1580	1,783,160	2,000,000	2,113,271	.0	(16,787)	.0	.0	3.500	2.503	MM	6,028	70,000	12/14/2020	05/30/2030
521865-BC-8	LEAR CORP	LS		1	2.B FE	115,747	.81 0040	93,965	116,000	115,799	.0	22	.0	.0	2.600	2.624	JJ	1,391	3,016	11/04/2021	01/15/2032
521865-BC-8	LEAR CORP			1	2.B FE	882,073	.81 0040	716,075	884,000	882,468	.0	169	.0	.0	2.600	2.624	JJ	10,598	22,984	11/04/2021	01/15/2032
527298-BU-6	LEVEL 3 FINANCING INC 144A	LS		1	4.B FE	3,149,005	.97 0630	2,790,561	2,875,000	3,116,105	.0	(32,900)	.0	.0	10.500	8.179	MM	38,573	188,672	03/31/2023	05/15/2030
53079E-BL-7	LIBERTY MUTUAL GROUP 144A			2	3.A FE	3,000,000	.65 8880	1,976,640	3,000,000	3,000,000	.0	.0	.0	.0	4.300	4.297	FA	53,750	129,000	01/27/2021	02/01/2061
53359F-AC-6	LINCOLN ELECTRIC HOLDINGS INC SERIES C			1	2.A	2,000,000	.82 3430	1,646,869	2,000,000	2,000,000	.0	.0	.0	.0	3.610	3.610	AO	18,050	72,200	04/01/2015	04/01/2035
534187-BH-1	LINCOLN NATIONAL CORP	LS		1	2.B FE	1,249,750	.96 1320	1,201,650	1,250,000	1,249,891	.0	34	.0	.0	3.800	3.803	JD	3,958	47,500	02/08/2018	03/01/2028
535676-AB-8	LINEAGE LOGISTICS LLC			1	2.B PL	5,000,000	.87 9640	4,398,211	5,000,000	5,000,000	.0	.0	.0	.0	2.520	2.520	FA	45,850	126,000	08/20/2021	08/20/2028
536216-AB-2	LION INDUSTRIAL PROPERTIES LP SR UNSEC NOTES			1	2.A	1,000,000	.97 7740	977,740	1,000,000	1,000,000	.0	.0	.0	.0	4.200	4.200	MS	10,850	42,000	09/28/2015	09/28/2025
536216-AL-0	LION INDUSTRIAL PROPERTIES LP SENIOR GUARANTEED NOTE			1	2.A	1,000,000	.93 8840	938,842	1,000,000	1,000,000	.0	.0	.0	.0	3.700	3.700	JJ	16,958	37,000	01/16/2018	01/16/2028
536216-AM-8	LION INDUSTRIAL PROPERTIES LP SR GUARANTEED NOTE			1	2.A	2,000,000	.96 0560	1,921,120	2,000,000	2,000,000	.0	.0	.0	.0	4.420	4.420	JJ	38,061	88,400	07/26/2018	07/26/2028
539830-BB-4	LOCKHEED MARTIN CORP			1	1.G FE	3,575,790	.90 2430	2,707,290	3,000,000	3,533,584	.0	(20,974)	.0	.0	4.070	2.849	JD	5,427	122,100	12/15/2021	12/15/2042
54233*-AB-2	LONE STAR TRANSMISSION LLC SERIES B			1	1.F PL	2,000,000	.98 9730	1,979,465	2,000,000	2,000,000	.0	.0	.0	.0	3.520	3.520	JD	3,129	70,400	07/17/2014	06/15/2024
54233*-AF-3	LONE STAR TRANSMISSION LLC SENIOR NOTE SERIES F			1	1.F PL	2,000,000	.68 5700	1,371,406	2,000,000	2,000,000	.0	.0	.0	.0	3.440	3.440	JD	3,058	68,800	12/12/2019	12/15/2049
542690-3P-5	LONG ISLAND NY POWER AUTHORITY			1	1.F FE	2,500,000	.98 9870	2,474,675	2,500,000	2,500,000	.0	.0	.0	.0	4.133	4.133	MS	34,442	103,325	12/04/2014	09/01/2026
546347-AM-7	LOUISIANA PACIFIC CORP 144A			1	3.A FE	1,000,000	.89 6900	896,900	1,000,000	1,000,000	.0	.0	.0	.0	3.625	3.625	MS	10,674	36,250	02/25/2021	03/15/2029
546676-AX-5	LOUISVILLE GAS & ELEC			1	1.F FE	3,903,024	.86 2490	2,673,719	3,100,000	3,830,468	.0	(24,587)	.0	.0	4.375	2.884	AO	33,906	135,625	12/16/2020	10/01/2045
548661-DN-4	LOWES COMPANIES INC			1	2.A FE	2,257,740	.79 0230	1,580,460	2,000,000	2,241,891	.0	(7,817)	.0	.0	3.700	2.944	AO	15,622	74,000	12/07/2021	04/15/2046
548661-DZ-7	LOWES COMPANIES INC			1	2.A FE	1,024,580	.68 1090	681,090	1,000,000	1,022,952	.0	(577)	.0	.0	3.000	2.875	AO	6,333	30,000	01/21/2021	10/15/2050
548661-EE-3	LOWES COMPANIES INC			1	2.A FE	998,940	.73 1320	731,320	1,000,000	999,031	.0	42	.0	.0	2.800	2.807	MS	8,244	28,000	09/13/2021	09/15/2041
552676-AT-5	MDC HOLDINGS INC			1	2.C FE	1,000,000	.91 5560	915,560	1,000,000	1,000,000	.0	.0	.0	.0	3.850	3.850	JJ	17,753	38,500	01/06/2020	01/15/2030
55342U-AJ-3	MPT OPER PARTNERSP/FINL	LS		1	3.C FE	2,317,500	.72 0090	2,160,270	3,000,000	2,410,041	.0	77,911	.0	.0	4.625	9.209	FA	57,813	138,750	10/19/2022	08/01/2029
55354G-AM-2	MSCI INC 144A			1	2.C FE	1,000,000	.88 1340	881,340	1,000,000	1,000,000	.0	.0	.0	.0	3.625	3.625	MM	6,042	36,250	04/30/2021	11/01/2031
559080-AL-0	MAGELLAN MIDSTREAM PARTNERS			1	2.B FE	987,620	.80 7210	807,210	1,000,000	989,362	.0	271	.0	.0	4.250	4.324	MS	12,514	42,500	09/06/2016	09/15/2046
559080-AP-1	MAGELLAN MIDSTREAM PARTNERS SENIOR NOTE			1	2.B FE	6,621,780	.76 5750	4,594,500	6,000,000	6,580,575	.0	(14,005)	.0	.0	3.950	3.383	MS	79,000	237,000	12/11/2020	03/01/2050
56540F-AA-3	MAPLELEAF MIDSTREAM INVESTMENT SENIOR NOTE			1	3.B PL	614,195	.96 5540	593,027	614,195	614,195	.0	.0	.0	.0	4.560	4.559	JJ	13,692	28,007	09/28/2018	09/30/2025
565849-AB-2	MARATHON OIL	LS		1	2.C FE	311,479	108.4560	309,100	285,000	297,632	.0	(1,155)	.0	.0	6.800	6.105	MS	5,706	19,380	12/08/2003	03/15/2032
565849-AB-2	MARATHON OIL			1	2.C FE	207,653	108.4560	206,066	190,000	198,422	.0	(770)	.0	.0	6.800	6.105	MS	3,804	12,920	12/08/2003	03/15/2032
573284-AQ-9	MARTIN MARIETTA MATERIAL			1	2.B FE	997,980	.95 8370	958,370	1,000,000	999,235	.0	207	.0	.0	3.450	3.474	JD	2,875	34,500	05/17/2017	06/01/2027
573284-AX-4	MARTIN MARIETTA MATERIAL			1	2.B FE	2,975,910	.74 4110	2,232,330	3,000,000	2,977,176	.0	507	.0	.0	3.200	3.242	JJ	44,267	96,000	06/21/2021	07/15/2051
581760-AS-4	MCLAREN HEALTH CARE CORP			1	1.E FE	3,000,000	.93 1180	2,793,540	3,000,000	3,000,000	.0	.0	.0	.0	4.534	4.534	MM	17,380	136,020	03/18/2015	05/15/2038
58933Y-AT-2	MERCK & COMPANY			1	1.E FE	4,100,880	.85 1100	2,978,850	3,500,000	4,060,077	.0	(20,122)	.0	.0	3.700	2.684	FA	50,721	129,500	12/07/2021	02/10/2045
590498-AA-6	MESA AIRLINES 2015-1 A			1	2.B PL	1,608,785	.98 4730	1,584,220	1,608,785	1,608,785	.0	.0	.0	.0	4.750	4.748	JJ	35,237	76,417	12/14/2015	07/15/2029
59156R-CA-4	METLIFE INC	2		2	2.B FE	4,000,000	.94 9090	3,796,360	4,000,000	4,000,000	.0	.0	.0	.0	3.850	3.850	MS	45,344	154,000	09/08/2020	01/01/9999

E10.10

ANNUAL STATEMENT FOR THE YEAR 2023 OF AUGUSTAR LIFE ASSURANCE CORPORATION

SCHEDULE D - PART 1

Showing All Long-Term BONDS Owned December 31 of Current Year

1	2	Codes			6	7	Fair Value		10	11	Change in Book/Adjusted Carrying Value				Interest					Dates	
		3	4	5			8	9			12	13	14	15	16	17	18	19	20	21	22
CUSIP Identification	Description	C o d e	F o r e i g n	B o n d C h a r	NAIC Designation, NAIC Designation Modifier and SVO Administrative Symbol	Actual Cost	Rate Used to Obtain Fair Value	Fair Value	Par Value	Book/ Adjusted Carrying Value	Unrealized Valuation Increase/ (Decrease)	Current Year's (Amortization)/ Accretion	Current Year's Other-Than-Temporary Impairment Recognized	Total Foreign Exchange Change in Book/ Adjusted Carrying Value	Rate of	Effective Rate of	When Paid	Admitted Amount Due and Accrued	Amount Received During Year	Acquired	Stated Contractual Maturity Date
581894-CC-2	METROPOLITAN EDISON CO 144A			1	2.B FE	998,780	96.8930	968,930	1,000,000	999,325	0	118	0	0	4.300	4.315	JJ	19,828	43,000	01/07/2019	01/15/2029
59447#-AK-9	MICHIGAN ELECTRIC TRANSMISSION			1	1.F	2,000,000	61.3840	1,227,680	2,000,000	2,000,000	0	0	0	0	3.020	3.020	AO	12,919	60,400	10/14/2020	10/14/2055
60040#-AA-0	MILLENNIUM PIPELINE LLC SENIOR SECURED NOTES				1.G PL	189,604	99.6200	188,884	189,604	189,604	0	0	0	0	5.330	5.365	MJSD	28	10,106	08/26/2010	06/30/2027
615369-AT-2	MOODYS CORPORATION			1	2.A FE	1,479,315	73.8310	1,107,465	1,500,000	1,480,866	0	447	0	0	3.250	3.323	MN	5,552	48,750	05/12/2020	05/20/2050
617446-8U-6	MORGAN STANLEY			1	1.E FE	8,000,000	79.8970	6,391,760	8,000,000	8,000,000	0	0	0	0	1.794	1.741	FA	55,016	143,520	11/09/2020	02/13/2032
617446-8Y-8	MORGAN STANLEY			1	1.E FE	2,000,000	66.7670	1,335,340	2,000,000	2,000,000	0	0	0	0	2.802	2.775	JJ	24,284	56,040	01/20/2021	01/25/2052
617734-A*-9	MORONGO BAND OF MISSION INDIAN SENIOR SECURED NOTES			1	2.C FE	750,741	99.2130	744,830	750,741	750,741	0	0	0	0	5.410	5.409	AO	7,559	40,615	10/31/2018	10/24/2028
617734-A@-7	MORONGO BAND OF MISSION INDIAN SENIOR SECURED NOTES			1	2.C FE	439,714	99.3480	436,847	439,714	439,714	0	0	0	0	5.460	5.459	MS	6,202	24,008	03/28/2019	03/28/2029
61945C-AD-5	MOSAIC CO			1	2.B FE	3,145,650	102.1950	3,065,850	3,000,000	3,098,736	0	(8,078)	0	0	5.450	5.006	MN	20,892	163,500	05/03/2017	11/15/2033
623115-AD-4	MT SINAI HOSPITAL			1	1.G FE	5,000,000	81.7440	4,087,200	5,000,000	5,000,000	0	0	0	0	3.981	3.981	JJ	99,525	199,050	12/14/2017	07/01/2048
626738-AF-5	MURPHY OIL USA INC 144A			1	3.B FE	503,125	87.1930	435,965	500,000	502,099	0	(366)	0	0	3.750	3.659	FA	7,083	18,750	01/25/2021	02/15/2031
62927@-AA-6	NHL US FUNDING LP SR SECURED				2.B PL	2,000,000	98.6000	1,972,006	2,000,000	2,000,000	0	0	0	0	4.180	4.202	MJSD	4,412	83,600	09/29/2014	09/29/2024
62927@-AH-1	NHL US FUNDING LP SR SECURED			1	2.B PL	3,000,000	83.8440	2,515,314	3,000,000	3,000,000	0	0	0	0	3.390	3.404	MJSD	5,368	101,700	08/13/2020	08/13/2032
62952E-AD-9	NYU HOSPITALS CENTER				1.F FE	1,000,000	92.0430	920,430	1,000,000	1,000,000	0	0	0	0	4.168	4.168	JJ	20,840	41,680	05/23/2017	07/01/2037
62963#-AJ-0	NRP (OPERATING) LLC SERIES I No RI 16				3.B	844,720	97.9390	827,310	844,720	844,720	0	0	0	0	5.030	5.031	JD	3,541	42,489	04/20/2011	12/01/2026
636180-BR-1	NATIONAL FUEL GAS CO			1	2.C FE	3,997,560	83.8610	3,354,440	4,000,000	3,998,197	0	222	0	0	2.950	2.957	MS	39,333	118,000	02/09/2021	03/01/2031
63636#-AB-2	NATIONAL HOCKEY LEAGUE SENIOR SECURED NOTE			1	2.A PL	1,000,000	94.1750	941,755	1,000,000	1,000,000	0	0	0	0	3.610	3.611	JD	1,604	36,100	08/10/2017	08/10/2027
63636#-AF-3	NATIONAL HOCKEY LEAGUE SENIOR SECURED NOTES				2.A PL	2,000,000	93.4470	1,868,948	2,000,000	2,000,000	0	0	0	0	3.020	3.020	JD	2,684	60,400	01/06/2021	01/06/2028
63636#-AG-1	NATIONAL HOCKEY LEAGUE SENIOR SECURED NOTES			1	2.A PL	3,000,000	91.9630	2,758,904	3,000,000	3,000,000	0	0	0	0	3.150	3.150	JD	4,200	94,500	01/06/2021	01/06/2028
63730*-AB-1	NATIONAL RAILROAD PASSENGER SENIOR SECURED NOTES			1	1.C FE	1,354,412	92.7350	1,256,013	1,354,412	1,354,412	0	0	0	0	3.600	3.600	MN	6,230	48,759	12/06/2016	11/15/2033
64116#-AE-3	NETRALITY PROPERTIES LP SENIOR NOTE				2.C PL	4,000,000	98.3470	3,933,875	4,000,000	4,000,000	0	0	0	0	4.080	4.080	AO	38,533	163,200	10/08/2019	10/08/2024
644188-BF-0	NEW ENGLAND POWER CO 144A			1	1.G FE	2,324,140	79.0650	1,581,300	2,000,000	2,298,950	0	(8,790)	0	0	3.800	2.915	JD	5,489	76,000	01/14/2021	12/05/2047
64712#-AB-7	NEW MEXICO GAS INTERMEDIATE INC SR UNSEC SER B				2.B	4,000,000	98.7310	3,949,240	4,000,000	4,000,000	0	0	0	0	3.640	3.640	JJ	61,071	145,600	09/02/2014	07/30/2024
647551-C*-9	NEW MOUNTAIN FINANCE CORP SENIOR UNSECURED NOTES			1	2.C PL	3,000,000	96.4630	2,893,889	3,000,000	3,000,000	0	0	0	0	3.875	3.875	JJ	49,083	116,250	01/29/2021	01/29/2026
64755@-AA-9	NEW MOUNTAIN GUARDIAN III BDC SENIOR UNSECURED NOTES			1	2.C PL	3,000,000	96.6930	2,900,797	3,000,000	3,000,000	0	0	0	0	3.570	3.570	JJ	49,385	107,100	08/04/2021	07/15/2025
64755@-AB-7	NEW MOUNTAIN GUARDIAN III BDC SENIOR UNSECURED NOTES			1	2.C PL	1,000,000	96.7660	967,658	1,000,000	1,000,000	0	0	0	0	3.620	3.620	JJ	16,692	36,200	12/21/2021	07/15/2025
655844-BY-3	NORFOLK SOUTHERN CORP				2.A FE	1,153,190	86.0510	1,142,583	1,000,000	1,142,583	0	(3,939)	0	0	4.150	3.279	FA	14,179	41,500	03/01/2021	02/28/2048
662352-A*-4	NORTH SHORE LONG ISLAND JEWISH HEALTH CARE INC				1.G	1,511,760	96.1210	1,453,119	1,511,760	1,511,760	0	0	0	0	4.200	4.200	MN	10,582	63,494	10/08/2014	05/01/2030
665859-AS-3	NORTHERN TRUST CORP			2	1.F FE	4,505,790	92.5540	4,164,930	4,500,000	4,572,494	0	25,438	0	0	3.375	3.104	MN	22,359	151,875	11/03/2017	05/08/2032
665859-AX-2	NORTHERN TRUST CORP		LS	2	1.F FE	1,650,138	107.4260	1,778,975	1,650,000	1,650,653	0	443	0	0	6.125	6.173	MN	16,623	101,430	10/26/2022	11/02/2032
665859-AX-2	NORTHERN TRUST CORP			2	1.F FE	841,012	107.4260	906,675	844,000	841,275	0	226	0	0	6.125	6.173	MN	8,472	51,695	10/26/2022	11/02/2032
666807-BJ-0	NORTHROP GRUMMAN CORP			1	2.A FE	3,464,880	84.1320	2,523,960	3,000,000	3,434,474	0	(15,004)	0	0	3.850	2.916	AO	24,383	115,500	12/08/2021	04/15/2045
667274-AB-0	NORTHWELL HEALTHCARE INC				1.G FE	2,000,000	93.9380	1,878,760	2,000,000	2,000,000	0	0	0	0	3.391	3.391	MN	11,303	67,820	09/19/2017	11/01/2027
670346-AU-9	NUCOR CORP			1	1.G FE	1,902,310	67.6720	1,353,440	2,000,000	1,905,587	0	1,673	0	0	2.979	3.217	JD	2,648	59,580	01/11/2022	12/15/2055
674003-C@-5	OAKTREE CAPITAL MANAGEMENT LP SENIOR UNSECURED NOTES			1	1.G FE	2,000,000	75.8560	1,517,128	2,000,000	2,000,000	0	0	0	0	3.060	3.060	JJ	27,030	61,200	01/12/2022	01/12/2037
674599-DE-2	OCCIDENTAL PETROLEUM CORP			1	2.C FE	3,373,572	113.8850	3,416,550	3,000,000	3,270,802	0	(26,467)	0	0	7.875	6.374	MS	69,563	236,250	09/19/2019	09/15/2031
675553-A#-8	OCHSNER CLINIC FOUNDATION SERIES C SENIOR SECURED NOTES			1	1.C FE	4,000,000	79.9850	3,199,400	4,000,000	4,000,000	0	0	0	0	4.320	4.320	MN	22,080	172,800	06/25/2020	05/15/2046
679574-AH-6	OLD DOMINION ELEC FIRST MORTGAGE				1.E FE	1,262,337	99.3770	1,234,553	1,242,293	1,248,740	0	(987)	0	0	5.676	5.476	JD	5,876	70,513	12/16/2005	12/01/2028
680223-AL-8	OLD REPUBLIC INTL CORP			1	2.B FE	1,998,580	73.3720	1,467,440	2,000,000	1,998,648	0	27	0	0	3.850	3.854	JD	4,278	77,000	06/08/2021	06/11/2051
680665-AJ-5	OLIN CORP		LS	1	3.A FE	59,325	97.0540	58,232	60,000	59,696	0	72	0	0	5.125	5.277	MS	905	3,075	04/06/2018	09/15/2027

E10.11

ANNUAL STATEMENT FOR THE YEAR 2023 OF AUGUSTAR LIFE ASSURANCE CORPORATION

SCHEDULE D - PART 1

Showing All Long-Term BONDS Owned December 31 of Current Year

1	2	Codes			6	7	Fair Value		10	11	Change in Book/Adjusted Carrying Value				Interest					Dates	
		3	4	5			8	9			12	13	14	15	16	17	18	19	20	21	22
CUSIP Identification	Description	C o d e	F o r e i g n	B o n d C h a r	NAIC Designation, NAIC Designation Modifier and SVO Administrative Symbol	Actual Cost	Rate Used to Obtain Fair Value	Fair Value	Par Value	Book/ Adjusted Carrying Value	Unrealized Valuation Increase/ (Decrease)	Current Year's (Amortization)/ Accretion	Current Year's Other-Than-Temporary Impairment Recognized	Total Foreign Exchange Change in Book/ Adjusted Carrying Value	Rate of	Effective Rate of	When Paid	Admitted Amount Due and Accrued	Amount Received During Year	Acquired	Stated Contractual Maturity Date
680665-AJ-5	OLIN CORP			1	3.A FE	929,425	.97 0540	912,308	940,000	935,239	.0	1,135	.0	.0	5.125	5.277	MS	14,185	48,175	04/06/2018	09/15/2027
682441-AB-6	ONEAMERICA FINL PARTNERS 144A			1	1.G FE	1,040,780	.72 2840	722,840	1,000,000	1,038,271	.0	(809)	.0	.0	4.250	4.013	AO	8,972	42,500	09/15/2020	10/15/2050
682680-AN-3	ONECK INC			1	2.B FE	1,047,500	103.5450	1,035,450	1,000,000	1,035,144	.0	(2,142)	.0	.0	6.000	5.581	JD	2,667	60,000	03/17/2017	06/15/2035
682680-AS-2	ONECK INC	LS		1	2.B FE	78,794	.97 2170	77,774	80,000	79,490	.0	131	.0	.0	4.000	4.196	JJ	1,493	3,200	03/01/2018	07/13/2027
682680-AS-2	ONECK INC			1	2.B FE	906,126	.97 2170	894,396	920,000	914,137	.0	1,510	.0	.0	4.000	4.196	JJ	17,173	36,800	03/01/2018	07/13/2027
68389X-BW-4	ORACLE CORP			1	2.B FE	1,066,820	.79 8230	798,230	1,000,000	1,060,258	.0	(2,922)	.0	.0	3.600	3.113	AO	9,000	36,000	09/15/2021	04/01/2040
68622T-AA-9	ORGANON FINANCE 1 LLC 144A	LS		1	3.B FE	511,250	.92 1390	460,695	500,000	505,615	.0	(2,271)	.0	.0	4.125	3.617	AO	3,495	20,625	06/09/2021	04/30/2028
690742-AF-8	OVIENS CORNING	LS		1	2.B FE	937,114	.96 4530	907,623	941,000	939,853	.0	411	.0	.0	3.400	3.449	FA	12,087	31,994	08/03/2016	08/15/2026
690742-AF-8	OVIENS CORNING			1	2.B FE	2,050,496	.96 4530	1,985,967	2,059,000	2,056,490	.0	900	.0	.0	3.400	3.449	FA	26,447	70,006	08/03/2016	08/15/2026
693475-AQ-8	PNC FINANCIAL SERVICES GROUP			2	2.B FE	1,537,500	.93 9640	1,409,460	1,500,000	1,537,500	.0	.0	.0	.0	5.000	4.878	MN	12,500	75,000	05/16/2017	01/01/9999
693475-BP-9	PNC FINANCIAL SERVICES GROUP			2	2.B FE	2,000,000	.93 4660	1,869,320	2,000,000	2,000,000	.0	.0	.0	.0	6.250	6.250	MJSD	5,556	106,944	02/02/2023	01/01/9999
69431*-AC-8	PRESTON HOLLOW COMMUNITY CAPIT			1	2.B FE	5,000,000	.93 9640	4,698,211	5,000,000	5,000,000	.0	.0	.0	.0	4.870	4.870	JD	18,939	243,500	06/03/2022	06/03/2032
694376-AA-4	PRICEWATERHOUSECOOPERS LLP SERIES M			1	1.D IF	5,000,000	.99 8570	4,992,852	5,000,000	5,000,000	.0	.0	.0	.0	4.530	4.523	FA	88,713	113,250	06/30/2023	02/09/2024
70450Y-AL-7	PAYPAL HOLDINGS INC	LS		1	1.G FE	2,989,620	.99 4150	2,982,450	3,000,000	2,991,022	.0	862	.0	.0	4.400	4.443	JD	11,000	132,000	05/16/2022	06/01/2032
708696-BY-4	PENNSYLVANIA ELECTRIC CO 144A	LS		1	2.A FE	199,716	.93 2900	186,580	200,000	199,875	.0	27	.0	.0	3.250	3.266	MS	1,914	6,500	09/05/2017	03/15/2028
708696-BY-4	PENNSYLVANIA ELECTRIC CO 144A			1	2.A FE	2,296,734	.93 2900	2,145,670	2,300,000	2,298,566	.0	313	.0	.0	3.250	3.266	MS	22,010	74,750	09/05/2017	03/15/2028
708696-BZ-1	PENNSYLVANIA ELECTRIC CO 144A			1	2.A FE	998,090	.92 8580	928,580	1,000,000	998,880	.0	184	.0	.0	3.600	3.623	JD	3,000	36,000	05/28/2019	06/01/2029
709599-BH-6	PENSKE TRUCK LEASING 144A			1	2.B FE	4,286,600	.89 6270	3,585,080	4,000,000	4,190,019	.0	(31,372)	.0	.0	3.350	2.435	MN	22,333	134,000	11/03/2020	11/01/2029
709599-BT-0	PENSKE TRUCK LEASING 144A			1	2.B FE	1,990,840	101.6190	2,032,380	2,000,000	1,992,182	.0	1,342	.0	.0	5.550	5.653	MN	18,500	65,367	03/27/2023	05/01/2028
713448-EG-9	PEPSICO INC			1	1.E FE	80,882	112.2040	84,153	75,000	78,426	.0	(551)	.0	.0	7.000	5.959	MS	1,750	5,250	01/04/2019	03/01/2029
718172-AP-4	PHILLIP MORRIS INTERNATIONAL			1	1.F FE	3,490,650	.89 7560	2,692,680	3,000,000	3,454,704	.0	(17,787)	.0	.0	4.500	3.379	MS	37,875	135,000	12/08/2021	03/20/2042
718172-AU-3	PHILLIP MORRIS INTERNATIONAL			1	1.F FE	4,558,040	.81 9990	3,279,960	4,000,000	4,498,106	.0	(19,708)	.0	.0	3.875	2.998	FA	55,972	155,000	11/10/2020	08/21/2042
718546-AK-0	PHILLIPS 66			1	2.A FE	3,531,558	.97 3420	2,920,260	3,000,000	3,451,449	.0	(36,826)	.0	.0	4.650	2.951	MN	17,825	139,500	11/10/2021	11/15/2034
718547-AH-5	PHILLIPS 66			1	2.A FE	1,012,556	.96 2810	962,810	1,000,000	1,010,822	.0	(1,734)	.0	.0	3.750	3.453	MS	12,500	18,750	05/02/2023	03/01/2028
718547-AK-8	PHILLIPS 66			1	2.A FE	1,021,293	.91 5760	915,760	1,000,000	1,019,207	.0	(2,086)	.0	.0	3.150	2.781	JD	1,400	31,500	05/02/2023	12/15/2029
720186-AM-7	PIEDMONT NATURAL GAS CO			1	2.A FE	3,629,078	.69 5360	2,211,245	3,180,000	3,596,171	.0	(11,050)	.0	.0	3.350	2.649	JD	8,878	106,530	12/09/2020	06/01/2050
72305*-AA-9	PineBridge Private Credit III Note A			1	1.G PL	2,309,561	.84 8820	1,960,410	2,309,561	2,309,561	.0	.0	.0	.0	3.250	0.000	FMAN	.0	52,317	12/04/2023	08/31/2032
72305*-AB-7	PineBridge Private Credit III Note B			1	2.C PL	1,049,732	.90 8960	954,164	1,049,732	1,049,732	.0	.0	.0	.0	4.750	0.000	FMAN	.0	28,308	12/04/2023	08/31/2032
723787-AQ-0	PIONEER NATURAL RESOURCE			1	2.A FE	1,957,620	.84 9480	1,698,960	2,000,000	1,969,782	.0	4,204	.0	.0	1.900	2.146	FA	14,356	38,000	01/14/2021	08/15/2030
723787-AR-8	PIONEER NATURAL RESOURCE			1	2.A FE	2,992,260	.85 0070	2,950,210	3,000,000	2,994,352	.0	735	.0	.0	2.150	2.179	JJ	29,742	64,500	07/18/2014	01/15/2031
73020*-AK-9	PNG COMPANIES LLC SENIOR SECURED NOTES			1	1.F FE	1,000,000	.92 8560	928,564	1,000,000	1,000,000	.0	.0	.0	.0	3.380	3.380	JD	1,221	33,800	12/18/2017	12/18/2027
736508-S*-4	PORTLAND GENERAL ELEC CO FIRST MORTGAGE BONDS			1	1.F	2,000,000	.78 3970	1,567,940	2,000,000	2,000,000	.0	.0	.0	.0	2.320	2.320	JD	2,707	46,400	12/10/2020	12/10/2032
737662-BB-4	POTOMAC EDISON			1	1.G	1,000,000	.67 8410	678,410	1,000,000	1,000,000	.0	.0	.0	.0	3.430	3.430	JD	1,524	34,300	06/29/2020	06/15/2051
741503-BC-9	BOOKING HOLDINGS INC			1	1.G FE	959,230	.96 6740	966,740	1,000,000	980,214	.0	4,229	.0	.0	3.550	4.067	MS	10,453	35,500	08/08/2018	03/15/2028
74170*-AC-3	PRIME PROPERTY FUND LLC			1	1.G	1,000,000	.98 6960	986,963	1,000,000	1,000,000	.0	.0	.0	.0	4.610	4.610	FA	16,519	46,100	08/22/2013	08/22/2025
74170*-AD-1	PRIME PROPERTY FUND LLC			1	1.G	2,000,000	.98 8440	1,976,881	2,000,000	2,000,000	.0	.0	.0	.0	3.880	3.880	JJ	32,549	77,600	07/18/2014	07/30/2024
74170*-AU-3	PRIME PROPERTY FUND LLC SENIOR UNSECURED NOTES			1	1.G	1,000,000	.95 0270	950,273	1,000,000	1,000,000	.0	.0	.0	.0	4.480	4.480	MN	6,596	44,800	11/08/2018	11/08/2030
74170*-BO-1	PRIME PROPERTY FUND LLC SENIOR NOTE SERIES LL			1	1.G	2,000,000	.68 2550	1,365,103	2,000,000	2,000,000	.0	.0	.0	.0	3.000	3.000	AO	14,000	60,000	10/07/2021	10/07/2041
74256L-EH-8	PRINCIPAL LFE GLB FND II 144A			1	1.E FE	5,998,320	.79 6920	4,781,520	6,000,000	5,998,815	.0	161	.0	.0	1.625	1.628	MN	11,375	97,500	11/12/2020	11/19/2030
74273B-AD-5	PRIT CORE REALTY HLDGS LLC			1	2.A	2,000,000	.87 4700	1,749,394	2,000,000	2,000,000	.0	.0	.0	.0	3.070	3.070	FA	23,707	61,400	02/12/2020	02/12/2030
74275F-AB-5	PRISA II LHC LLC SENIOR UNSECURED NOTES PRINCIPAL U.S. PROPERTY PORT SENIOR UNSECURED NOTES			1	2.B	4,000,000	.88 5280	3,541,125	4,000,000	4,000,000	.0	.0	.0	.0	3.650	3.650	FA	54,344	146,000	09/28/2020	11/17/2030
74276F-AG-3	PROLOGIS TGTD US LOGISTICS FD SERIES 2020-B SR			1	1.G	7,000,000	.82 9480	5,806,380	7,000,000	7,000,000	.0	.0	.0	.0	2.860	2.860	AO	47,826	200,200	04/05/2022	04/05/2032
74340*-AM-6	UNSECURED NT			1	1.G PL	5,000,000	.88 2340	4,411,716	5,000,000	5,000,000	.0	.0	.0	.0	3.040	3.040	JJ	73,889	152,000	01/07/2020	01/06/2030

E10.12

ANNUAL STATEMENT FOR THE YEAR 2023 OF AUGUSTAR LIFE ASSURANCE CORPORATION

SCHEDULE D - PART 1

Showing All Long-Term BONDS Owned December 31 of Current Year

1	2	Codes			6	7	Fair Value		10	11	Change in Book/Adjusted Carrying Value				Interest					Dates	
		3	4	5			8	9			12	13	14	15	16	17	18	19	20	21	22
CUSIP Identification	Description	C o d e	F o r e i g n	B o n d C h a r	NAIC Designation, NAIC Designation Modifier and SVO Administrative Symbol	Actual Cost	Rate Used to Obtain Fair Value	Fair Value	Par Value	Book/ Adjusted Carrying Value	Unrealized Valuation Increase/ (Decrease)	Current Year's (Amortization)/ Accretion	Current Year's Other-Than-Temporary Impairment Recognized	Total Foreign Exchange Change in Book/ Adjusted Carrying Value	Rate of	Effective Rate of	When Paid	Admitted Amount Due and Accrued	Amount Received During Year	Acquired	Stated Contractual Maturity Date
744320-AW-2	PRUDENTIAL FINANCIAL INC			2	2.B FE	2,000,000	.92 8760	1,857,520	2,000,000	2,000,000	.0	.0	.0	.0	4.500	4.120	MS	26,500	90,000	09/12/2017	09/15/2047
744320-BK-7	PRUDENTIAL FINANCIAL INC	LS		1	2.B FE	2,710,000	.99 7680	2,703,713	2,710,000	2,710,000	.0	.0	.0	.0	6.000	5.997	MS	54,200	168,923	08/08/2022	09/01/2052
744320-BK-7	PRUDENTIAL FINANCIAL INC			1	2.B FE	290,000	.99 7680	289,327	290,000	290,000	.0	.0	.0	.0	6.000	5.997	MS	5,800	18,077	08/08/2022	09/01/2052
744542-AC-5	PUBLIC SERVICE CO OF NEW MEX			1	2.B FE	2,122,480	.97 4440	1,948,880	2,000,000	2,021,267	.0	(15,347)	.0	.0	3.850	3.033	FA	32,083	77,000	10/03/2016	08/01/2025
744560-BQ-8	PUBLIC SERVICE EL & GAS			1	1.F FE	1,117,520	.83 0440	830,440	1,000,000	1,110,685	.0	(3,535)	.0	.0	3.800	3.095	MS	12,667	38,000	01/12/2022	03/01/2046
749866-AX-9	REEF AMERICA REIT II INC SENIOR UNSECURED NOTES			1	1.G	1,000,000	.94 3970	943,967	1,000,000	1,000,000	.0	.0	.0	.0	4.140	4.140	FA	13,915	41,400	08/31/2018	08/31/2029
74992*-AF-2	RXR REALTY LLC SENIOR SECURED NOTES			1	2.B PL	3,000,000	.101 3110	3,039,344	3,000,000	3,000,000	.0	.0	.0	.0	6.750	5.888	AO	50,625	180,000	07/16/2020	07/17/2025
75513E-AC-5	RAYTHEON TECH CORP			1	2.A FE	1,495,005	.70 5180	1,057,770	1,500,000	1,495,437	.0	109	.0	.0	3.125	3.142	JJ	23,438	46,875	05/14/2020	07/01/2050
75513E-CL-3	RAYTHEON TECH CORP			1	2.A FE	3,496,430	.66 2070	2,317,245	3,500,000	3,496,660	.0	79	.0	.0	2.820	2.825	MS	32,900	98,700	08/04/2021	09/01/2051
758200-AC-6	REED ELSEVIER CAPITAL MTN			1	2.A FE	87,049	.101 4500	76,088	75,000	76,347	.0	(915)	.0	.0	7.500	6.113	MN	719	5,625	11/30/2004	05/15/2025
75884R-AX-1	REGENCY CENTERS LP			1	2.A FE	998,370	.96 0500	960,500	1,000,000	999,237	.0	163	.0	.0	4.125	4.145	MS	12,146	41,250	02/28/2018	03/15/2028
759509-AG-7	RELIANCE STEEL & ALUMINUM CO			1	2.B FE	1,994,440	.84 5260	1,690,520	2,000,000	1,996,202	.0	528	.0	.0	2.150	2.181	FA	16,244	43,000	07/28/2020	08/15/2030
76169#-AJ-2	REYES HOLDINGS LLC SENIOR SECURED NOTE			1	1.G PL	2,000,000	.95 1350	1,902,694	2,000,000	2,000,000	.0	.0	.0	.0	3.710	3.710	AO	15,252	74,200	10/17/2017	10/17/2028
76169#-AL-7	REYES HOLDINGS LLC			1	1.G PL	1,000,000	.98 1060	981,059	1,000,000	1,000,000	.0	.0	.0	.0	4.410	4.410	JD	2,205	44,100	12/13/2018	12/13/2025
771367-CE-7	ROCHESTER GAS & ELECTRIC 144A RUMPKA CONSOLIDATED COMPANIES SENIOR SECURED NOTES			1	1.F FE	1,000,000	.79 9850	799,850	1,000,000	1,000,000	.0	.0	.0	.0	1.850	1.542	JD	1,542	18,500	11/16/2020	12/01/2030
78147#-AC-0					2.C PL	1,000,000	.76 4570	764,570	1,000,000	1,000,000	.0	.0	.0	.0	2.590	2.590	MS	6,979	25,900	09/24/2020	09/24/2032
783549-AZ-1	RYDER SYSTEM INC			1	2.B FE	1,106,400	.103 1250	1,031,250	1,000,000	1,016,274	.0	(7,789)	.0	.0	6.950	6.037	JD	5,792	69,500	06/13/2005	12/01/2025
78355H-KW-8	RYDER SYSTEM INC			1	2.A FE	1,997,420	.101 3910	2,027,820	2,000,000	1,997,744	.0	324	.0	.0	5.250	5.279	JD	8,750	56,000	05/10/2023	06/01/2028
78403D-AH-3	SBA TOWER TRUST 2014-2C			4	1.F FE	1,000,000	.98 3460	983,460	1,000,000	1,000,000	.0	.0	.0	.0	3.869	3.900	MON	1,720	38,690	10/07/2014	10/15/2049
808513-AR-6	CHARLES SCHWAB CORP			2	2.C FE	2,500,000	.84 3340	2,108,350	2,500,000	2,500,000	.0	.0	.0	.0	5.000	5.000	JD	10,417	125,000	10/25/2017	01/01/9999
808513-BJ-3	CHARLES SCHWAB CORP			2	2.C FE	5,000,000	.79 1050	3,955,250	5,000,000	5,000,000	.0	.0	.0	.0	4.000	4.000	MJSD	16,667	200,000	12/08/2020	01/01/9999
808513-CB-9	CHARLES SCHWAB CORP	LS		2	2.C FE	2,809,000	.90 5260	2,542,875	2,809,000	2,809,000	.0	.0	.0	.0	5.000	5.000	MJSD	11,704	140,450	03/02/2022	01/01/9999
808513-CB-9	CHARLES SCHWAB CORP			2	2.C FE	191,000	.90 5260	172,905	191,000	191,000	.0	.0	.0	.0	5.000	5.000	MJSD	796	9,550	03/02/2022	01/01/9999
808513-CJ-2	CHARLES SCHWAB CORP			1	1.F FE	2,000,000	.104 9240	2,098,480	2,000,000	2,000,000	.0	.0	.0	.0	6.196	6.196	MN	15,146	.0	11/15/2023	11/17/2029
81373P-AA-1	SECURIAN FINANCIAL GROUP 144A			1	1.G FE	3,993,360	.83 9330	3,335,720	4,000,000	3,994,056	.0	108	.0	.0	4.800	4.810	AO	40,533	192,000	05/22/2018	04/15/2048
816851-BA-6	SEMPRA ENERGY			1	2.B FE	2,984,329	.94 8420	2,845,260	3,000,000	2,983,828	.0	1,660	.0	.0	3.250	3.314	JD	4,333	97,500	10/31/2017	06/15/2027
817565-CG-7	SERVICE CORP INTL			1	3.C FE	500,000	.89 6550	448,275	500,000	500,000	.0	.0	.0	.0	4.000	4.000	MN	2,556	20,000	05/10/2021	05/15/2031
82894*-AV-9	J R SIMPLOT COMPANY SENIOR NOTES				2.C	2,000,000	.99 0720	1,981,434	2,000,000	2,000,000	.0	.0	.0	.0	3.910	3.910	MN	8,472	78,200	05/22/2012	05/22/2024
82894*-BA-4	J R SIMPLOT COMPANY SERIES B SENIOR NOTE				2.C	3,000,000	.92 2990	2,768,968	3,000,000	3,000,000	.0	.0	.0	.0	4.730	4.730	MN	23,650	141,900	05/01/2019	05/01/2031
832248-AZ-1	SMITHFIELD FOODS INC 144A			1	2.C FE	3,556,485	.95 8440	3,354,540	3,500,000	3,519,770	.0	(6,557)	.0	.0	4.250	4.035	FA	61,979	148,750	10/20/2017	02/01/2027
83416W-AB-9	SOLAR STAR FUNDING LLC 144A				2.B FE	1,412,317	.89 7150	1,267,060	1,412,317	1,412,317	.0	.0	.0	.0	3.950	3.949	JD	155	55,787	03/04/2015	06/30/2035
84055*-AA-6	SOUTH TEXAS ELECTRIC COOP SERIES A				1.F	882,353	.100 4160	882,026	882,353	882,353	.0	.0	.0	.0	5.410	5.411	JJ	23,868	47,735	11/19/2009	01/01/2028
842587-DF-1	SOUTHERN CO			2	2.C FE	1,500,000	.95 2700	1,429,050	1,500,000	1,500,000	.0	.0	.0	.0	4.000	4.002	JJ	27,667	60,000	09/15/2020	01/15/2051
84314#-AB-7	SOUTHERN ILLINOIS POWER COOP SENIOR SECURED NOTES				2.B YE	1,178,571	.99 7630	1,175,774	1,178,571	1,178,571	.0	.0	.0	.0	5.750	5.750	JD	3,012	67,768	07/01/2010	06/15/2040
84314#-AC-5	SOUTHERN ILLINOIS POWER COOP SENIOR SECURED NOTES SOUTHERN MARYLAND ELECTRIC COO FIRST MORTGAGE				2.B FE	115,385	.99 2290	114,495	115,385	115,385	.0	.0	.0	.0	5.000	5.000	JD	256	5,769	07/01/2010	06/15/2025
84334#-AA-5	BONDS			1	2.A	893,305	.82 4470	736,503	893,305	893,305	.0	.0	.0	.0	4.000	4.000	AO	7,444	35,732	04/16/2018	04/16/2048
844030-AA-4	SOUTHERN UNION CO SENIOR NOTES	LS			2.C FE	733,368	.100 0790	761,601	761,000	760,783	.0	2,511	.0	.0	7.600	7.952	FA	24,098	57,836	01/30/2002	02/01/2024
844030-AA-4	SOUTHERN UNION CO SENIOR NOTES				2.C FE	1,194,012	.100 0790	1,239,979	1,239,000	1,238,647	.0	4,088	.0	.0	7.600	7.952	FA	39,235	94,164	01/30/2002	02/01/2024
844741-BF-4	SOUTHWEST AIR			1	2.A FE	1,998,810	.87 3950	1,747,900	2,000,000	1,999,144	.0	90	.0	.0	2.625	2.631	FA	90	52,500	02/11/2020	02/11/2030
84489P-AE-8	SOUTHWEST GAS COMPANY SERIES MTNA				2.A FE	80,624	.101 4910	76,118	75,000	76,520	.0	(352)	.0	.0	6.760	6.144	AO	1,268	5,070	11/30/2004	09/24/2027
845437-BQ-4	SOUTHWESTERN ELEC POWER			1	2.A FE	3,498,750	.75 3450	2,260,350	3,000,000	3,458,811	.0	(13,315)	.0	.0	3.850	2.946	FA	48,125	115,500	11/23/2020	02/01/2048
845467-AL-3	SOUTHWESTERN ENRG CO			2	3.B FE	2,993,460	.99 6640	2,989,920	3,000,000	2,989,984	.0	(2,598)	.0	.0	5.700	6.030	JJ	75,050	171,000	01/20/2015	01/23/2025
845743-BQ-5	SOUTHWESTERN PUBLIC SERVICE			1	1.G FE	3,304,848	.72 3980	2,171,940	3,000,000	3,279,399	.0	(8,984)	.0	.0	3.400	2.831	FA	39,533	102,000	02/03/2021	08/15/2046

E10.13

ANNUAL STATEMENT FOR THE YEAR 2023 OF AUGUSTAR LIFE ASSURANCE CORPORATION

SCHEDULE D - PART 1

Showing All Long-Term BONDS Owned December 31 of Current Year

1	2	Codes			6	7	Fair Value		10	11	Change in Book/Adjusted Carrying Value				Interest					Dates	
		3	4	5			8	9			12	13	14	15	16	17	18	19	20	21	22
CUSIP Identification	Description	C o d e	F o r e i g n	B o n d C h a r	NAIC Designation, NAIC Designation Modifier and SVO Administrative Symbol	Actual Cost	Rate Used to Obtain Fair Value	Fair Value	Par Value	Book/ Adjusted Carrying Value	Unrealized Valuation Increase/ (Decrease)	Current Year's (Amortization)/ Accretion	Current Year's Other-Than-Temporary Impairment Recognized	Total Foreign Exchange Change in Book/ Adjusted Carrying Value	Rate of	Effective Rate of	When Paid	Admitted Amount Due and Accrued	Amount Received During Year	Acquired	Stated Contractual Maturity Date
845743-BU-6	SOUTHWESTERN PUBLIC SERVICE	1			1.G FE	1,662,095	68.7370	1,031,055	1,500,000	1,650,151	0	(4,024)	0	0	3.150	2.615	MN	7,875	47,250	12/14/2020	05/01/2050
848580-AA-6	SPIRIT AIRLINES 2015-1 A	1			2.B FE	1,475,672	91.9570	1,553,798	1,689,701	1,549,541	0	22,205	0	0	4.100	6.809	AO	17,319	69,278	04/17/2020	04/01/2028
85205T-AK-6	SPIRIT AEROSYSTEMS INC	LS			5.A FE	1,594,552	88.5650	1,479,921	1,671,000	1,630,628	0	7,861	0	0	4.600	5.215	JD	3,416	76,866	11/30/2018	06/15/2028
85205T-AK-6	SPIRIT AEROSYSTEMS INC	1			5.A FE	313,948	88.5650	291,379	329,000	321,051	0	1,548	0	0	4.600	5.215	JD	673	15,134	11/30/2018	06/15/2028
857473-AE-2	STATE STREET BOSTON	LS			1.F FE	29,619	105.4510	26,363	25,000	25,856	0	(316)	0	0	7.350	5.832	JD	82	1,838	11/30/2004	06/15/2026
857473-AE-2	STATE STREET BOSTON	1			1.F FE	59,239	105.4510	52,726	50,000	51,711	0	(631)	0	0	7.350	5.832	JD	163	3,675	11/30/2004	06/15/2026
857477-BU-6	STATE STREET CORP	LS			1.F FE	36,000	97.2780	35,020	36,000	36,000	0	0	0	0	4.421	4.276	MN	212	1,592	05/10/2022	05/13/2033
857477-BU-6	STATE STREET CORP	2			1.F FE	964,000	97.2780	937,760	964,000	964,000	0	0	0	0	4.421	4.276	MN	5,682	42,618	05/10/2022	05/13/2033
858119-BK-5	STEEL DYNAMICS INC	1			2.B FE	2,593,136	92.3700	2,401,620	2,600,000	2,595,488	0	631	0	0	3.450	3.481	AO	18,937	89,700	12/09/2019	04/15/2030
86172*-AA-9	STONE POINT CREDIT CORP	1			2.B PL	7,000,000	99.9700	6,997,927	7,000,000	7,000,000	0	0	0	0	5.830	5.830	MN	47,612	408,100	05/19/2022	05/19/2025
86468*-AA-8	VEOLIA UTILITY RESOURCES LLC SENIOR NOTES	1			1.F YE	1,000,000	85.2670	852,670	1,000,000	1,000,000	0	0	0	0	3.300	3.300	JD	1,558	33,000	12/14/2017	12/14/2032
86468*-AA-4	VEOLIA UTILITY RESOURCES LLC SENIOR NOTES	1			1.F	1,000,000	85.0770	850,770	1,000,000	1,000,000	0	0	0	0	3.300	3.300	JJ	14,392	33,000	01/24/2018	01/24/2033
871829-BQ-9	SYSCO CORPORATION	1			2.B FE	3,983,120	84.4450	3,377,800	4,000,000	3,986,247	0	1,545	0	0	2.450	2.498	JD	4,628	98,000	12/01/2021	12/14/2031
87264A-AT-2	T-MOBILE USA INC	1			2.B FE	488,580	100.4060	480,945	479,000	480,998	0	(1,467)	0	0	5.375	5.036	AO	5,435	25,746	03/05/2018	04/15/2027
87264A-BL-8	T-MOBILE USA INC	1			2.B FE	2,006,048	74.9060	1,498,120	2,000,000	2,005,368	0	(246)	0	0	3.000	2.979	FA	22,667	60,000	05/25/2021	02/15/2041
87264A-BN-4	T-MOBILE USA INC	1			2.B FE	3,105,681	72.3240	2,169,720	3,000,000	3,099,834	0	(2,380)	0	0	3.300	3.115	FA	37,400	99,000	08/02/2021	02/15/2051
87296*-AA-8	TPG HOLDINGS SENIOR NOTES	1			2.A PL	1,000,000	99.7020	997,024	1,000,000	1,000,000	0	0	0	0	5.330	5.329	JD	1,629	53,300	05/09/2018	06/20/2028
87296*-AB-6	TPG HOLDINGS SERIES B SENIOR NOTE	1			2.A PL	3,000,000	97.4280	2,922,840	3,000,000	3,000,000	0	0	0	0	4.750	4.750	JD	4,354	142,500	10/01/2019	06/20/2028
873050-CM-1	TTX CO 144A	1			1.F FE	2,373,564	85.8260	1,652,151	1,925,000	2,346,156	0	(13,598)	0	0	4.200	2.854	JJ	40,425	80,850	12/10/2021	07/01/2046
876030-AB-3	TAPESTRY INC	1			2.B FE	998,900	102.2620	1,022,620	1,000,000	998,950	0	50	0	0	7.050	7.110	MN	6,658	0	11/15/2023	11/27/2025
87612E-AF-3	TARGET CORP DEBENTURES	1			1.F FE	5,555,050	114.4870	5,724,350	5,000,000	5,247,774	0	(25,147)	0	0	7.000	6.168	JJ	161,389	350,000	01/07/2003	07/15/2031
88031J-AB-2	TENASKA GEORGIA PARTNERS SENIOR SECURED BOND	1			2.B FE	3,326,687	107.1390	3,394,650	3,168,454	3,215,397	0	(6,408)	0	0	9.500	8.950	FA	125,418	301,003	01/10/2002	02/01/2030
88031Q-AA-8	TENASKA VIRGINIA PARTNERS 144A	1			2.B FE	168,670	99.5200	167,860	168,670	168,670	0	0	0	0	6.119	6.163	MJSD	29	10,321	04/29/2004	03/30/2024
883203-BY-6	TEXTRON INC	1			2.B FE	1,999,320	94.3240	1,886,480	2,000,000	1,999,693	0	67	0	0	3.375	3.379	MS	22,500	67,500	09/11/2017	03/01/2028
883203-CB-5	TEXTRON INC	1			2.B FE	1,986,730	89.5770	1,791,540	2,000,000	1,991,270	0	1,213	0	0	3.000	3.075	JD	5,000	60,000	03/10/2020	06/01/2030
89255*-AA-9	TRADEMARK ROYALTY 2018-1 LLC	1			1.F PL	4,992,193	90.8310	4,534,452	4,992,193	4,992,193	0	0	0	0	4.920	4.970	MON	20,468	245,616	07/03/2018	07/01/2048
893574-AF-3	TRANSCONT GAS PIPE CORP	1			2.A FE	2,319,420	88.4340	1,768,680	2,000,000	2,286,024	0	(11,307)	0	0	4.450	3.386	FA	37,083	89,000	12/04/2020	08/01/2042
893574-AM-5	TRANSCONT GAS PIPE CORP	1			2.A FE	1,440,408	90.2250	1,082,700	1,200,000	1,423,278	0	(6,003)	0	0	4.600	3.445	MS	16,253	55,200	01/14/2021	03/15/2048
896517-AB-5	TRINITY HEALTH CORP TRIPLEPOINT VENTURE GROWTH BDC SENIOR UNSECURED NOTES	1			1.D FE	2,500,000	72.4450	1,811,125	2,500,000	2,500,000	0	0	0	0	2.632	2.632	JD	5,483	65,800	01/12/2021	12/01/2040
89677Y-A8-9	TRUIST BANK	1			2.B FE	5,000,000	97.5700	4,878,484	5,000,000	5,000,000	0	0	0	0	4.500	4.497	MS	63,750	225,000	03/01/2021	03/01/2026
89788K-AA-4	TRUIST BANK	2			1.F FE	2,980,680	82.9610	2,488,830	3,000,000	2,985,202	0	2,193	0	0	2.250	2.336	MS	20,625	67,500	12/08/2021	03/11/2030
89788M-AQ-5	TRUIST FINANCIAL CORP	1			1.G FE	3,000,000	108.0750	3,242,250	3,000,000	3,000,000	0	0	0	0	7.161	7.161	AO	38,192	0	10/25/2023	10/30/2029
898320-AB-5	TRUIST FIN CORP	LS			2.B FE	1,999,439	99.7950	1,995,900	2,000,000	1,999,439	0	0	0	0	8.748	5.051	MJSD	8,262	168,666	12/17/2019	01/01/9999
898320-AF-6	TRUIST FIN CORP	LS			2.B FE	1,000,000	91.1200	911,200	1,000,000	1,000,000	0	0	0	0	5.100	5.100	MS	17,000	51,000	06/16/2020	01/01/9999
898813-AR-1	TUCSON ELECTRIC POWER CO	1			1.G FE	1,792,200	79.1700	1,187,550	1,500,000	1,772,748	0	(6,874)	0	0	4.000	2.988	JD	2,667	60,000	01/29/2021	06/15/2050
902691-A8-3	UGI UTILITIES INC	1			1.G	2,000,000	95.2380	1,904,760	2,000,000	2,000,000	0	0	0	0	2.950	2.950	JD	164	59,000	06/30/2016	06/30/2026
902973-AZ-9	US BANCORP	2			2.B FE	2,000,000	89.9530	1,799,060	2,000,000	2,000,000	0	0	0	0	5.300	5.300	AO	22,378	106,000	02/02/2017	01/01/9999
904764-AH-0	UNILEVER CAPITAL CORP GUAR UNILEVER PLC	1			1.E FE	77,167	111.3760	83,532	75,000	76,074	0	(91)	0	0	5.900	5.692	MN	565	4,425	11/30/2004	11/15/2032
904764-BR-7	UNILEVER CAPITAL CORP	1			1.E FE	2,961,240	68.6860	2,060,580	3,000,000	2,963,317	0	886	0	0	2.625	2.688	FA	30,406	78,750	08/09/2021	08/12/2051
907818-EK-0	UNION PACIFIC CORP	1			1.G FE	1,314,692	75.4770	867,986	1,150,000	1,299,801	0	(4,972)	0	0	3.350	2.574	FA	14,554	38,525	11/30/2020	08/15/2046
907818-EQ-7	UNION PACIFIC CORP	1			1.G FE	964,460	89.6040	896,040	1,000,000	972,432	0	1,499	0	0	3.600	3.861	MS	10,600	36,000	03/08/2018	09/15/2037
907818-FD-5	UNION PACIFIC CORP	1			1.G FE	688,482	85.8170	514,902	600,000	676,022	0	(4,079)	0	0	3.550	2.536	FA	8,047	21,300	11/06/2020	08/15/2039
907818-FE-3	UNION PACIFIC CORP	1			1.G FE	2,375,280	81.7940	1,635,880	2,000,000	2,357,453	0	(5,553)	0	0	3.950	3.110	FA	29,844	79,000	08/31/2020	08/15/2059
907818-FK-9	UNION PACIFIC CORP	1			1.G FE	3,944,465	76.6780	2,683,730	3,500,000	3,911,396	0	(11,168)	0	0	3.250	2.617	FA	46,132	113,750	12/10/2020	02/05/2050

E10.14

ANNUAL STATEMENT FOR THE YEAR 2023 OF AUGUSTAR LIFE ASSURANCE CORPORATION

SCHEDULE D - PART 1

Showing All Long-Term BONDS Owned December 31 of Current Year

1	2	Codes			6	7	Fair Value		10	11	Change in Book/Adjusted Carrying Value				Interest				Dates		
		3	4	5			8	9			12	13	14	15	16	17	18	19	20	21	22
CUSIP Identification	Description	C o d e	F o r e i g n	B o n d C h a r	NAIC Designation, NAIC Designation Modifier and SVO Administrative Symbol	Actual Cost	Rate Used to Obtain Fair Value	Fair Value	Par Value	Book/ Adjusted Carrying Value	Unrealized Valuation Increase/ (Decrease)	Current Year's (Amortization)/ Accretion	Current Year's Other-Than-Temporary Impairment Recognized	Total Foreign Exchange Change in Book/ Adjusted Carrying Value	Rate of	Effective Rate of	When Paid	Admitted Amount Due and Accrued	Amount Received During Year	Acquired	Stated Contractual Maturity Date
909320-AA-4	UNITED AIR 2014-2 A PTT				1.F FE	3,879,568	.95	3,694,666	3,873,343	3,875,081	.0	(567)	.0	.0	3.750	3.728	MS	47,610	145,250	08/04/2014	09/03/2026
90964*-AG-0	UNITED BOTTLING MANAGEMENT CO SENIOR NOTES				1.G PL	2,000,000	.96	1,923,071	2,000,000	2,000,000	.0	.0	.0	.0	3.990	3.990	JD	2,217	79,800	12/21/2016	12/21/2026
91159H-JB-7	US BANCORP				1.G FE	3,000,000	.77	614,000	3,000,000	3,000,000	.0	.0	.0	.0	2.491	2.388	MN	12,040	74,730	10/27/2021	11/03/2036
913017-CJ-6	RAYTHEON TECH CORP				2.A FE	1,179,930	.79	535,000	1,000,000	1,164,397	.0	(5,260)	.0	.0	3.750	2.759	MN	6,250	37,500	12/16/2020	11/01/2046
91324P-DU-3	UNITEDHEALTH GROUP INC				1.F FE	1,089,970	.81	452,000	1,000,000	1,084,063	.0	(2,150)	.0	.0	3.700	3.210	FA	13,978	37,000	02/25/2021	08/15/2049
92203F-AX-6	THE VANGUARD GROUP SR UNSEC NOTES				1.G	5,000,000	.63	830,000	5,000,000	5,000,000	.0	.0	.0	.0	3.050	3.050	FA	54,646	152,500	08/19/2020	08/22/2050
92343V-FU-3	VERIZON COMMUNICATIONS				2.A FE	3,490,900	.68	870,000	3,500,000	3,491,524	.0	206	.0	.0	2.875	2.888	MN	11,460	100,625	11/10/2020	11/20/2050
92343V-GK-4	VERIZON COMMUNICATIONS				2.A FE	935,562	.79	650,000	1,000,000	939,875	.0	2,412	.0	.0	3.400	3.882	MS	9,350	34,000	03/09/2022	03/22/2041
92556V-AD-8	VIATRIS INC			LS	2.C FE	1,006,770	.84	710,000	1,000,000	1,005,146	.0	(750)	.0	.0	2.700	2.610	JD	675	27,000	10/29/2021	06/22/2030
92556V-AF-3	VIATRIS INC				2.C FE	3,454,639	.70	459,000	3,000,000	3,431,976	.0	(10,567)	.0	.0	4.000	3.181	JD	3,000	120,000	10/29/2021	06/22/2050
92564R-AB-1	VICI PROPERTIES / NOTE 144A				2.C FE	521,250	.94	325,000	500,000	513,182	.0	(3,059)	.0	.0	4.625	3.892	JD	1,927	23,125	04/06/2021	12/01/2029
925650-AD-5	VICI PROPERTIES LP				2.C FE	4,982,000	.97	592,000	5,000,000	4,984,532	.0	1,443	.0	.0	5.125	5.171	MN	32,743	256,250	04/22/2022	05/15/2032
92778*-AA-5	VA COMMONWALTH UNIV HEALTH SYS CTL				1.A	3,000,000	.71	621,000	3,000,000	3,000,000	.0	.0	.0	.0	3.008	3.027	MON	4,011	90,240	07/15/2021	09/15/2049
927804-GD-0	VIRGINIA ELECTRIC & POWER CO				1.F FE	2,952,240	.61	503,000	3,000,000	2,955,619	.0	1,137	.0	.0	2.450	2.526	JD	3,267	73,500	12/01/2020	12/15/2050
928388-AA-1	VISTA RIDGE LLC SENIOR SECURED NOTES				1.F PL	2,777,650	.70	870,000	2,777,650	2,777,650	.0	1,945	.0	.0	2.570	2.578	MJSD	198	71,386	12/01/2020	10/14/2049
92840V-AH-5	VISTRA OPERATIONS CO LLC 144A				3.B FE	500,000	.93	461,000	500,000	500,000	.0	.0	.0	.0	4.375	4.375	MN	3,646	21,875	05/12/2021	05/01/2029
931142-EV-1	WAL-MART STORES			LS	1.C FE	766,155	.69	780,000	769,000	766,301	.0	65	.0	.0	2.650	2.668	MS	5,604	20,379	09/08/2021	09/22/2051
931142-EV-1	WAL-MART STORES				1.C FE	230,145	.69	787,000	231,000	230,189	.0	20	.0	.0	2.650	2.668	MS	1,683	6,122	09/08/2021	09/22/2051
931427-AT-5	WALGREENS BOOTS ALLIANCE INC				2.C FE	2,108,780	.72	728,000	2,000,000	2,102,817	.0	(2,319)	.0	.0	4.100	3.786	AO	17,311	82,000	04/29/2021	04/15/2050
94874R-AY-2	WEINGARTEN REALTY MTN SERIES A				2.A FE	5,969,250	.102	875,000	5,250,000	5,380,705	.0	(46,487)	.0	.0	6.640	5.577	MS	102,643	348,600	06/09/2003	07/15/2026
949746-RN-3	WELLS FARGO & COMPANY SERIES U				2.B FE	1,000,000	.99	207,000	1,000,000	1,000,000	.0	.0	.0	.0	5.875	5.875	JD	2,611	58,750	01/15/2015	01/01/9999
95000U-3G-6	WELLS FARGO & COMPANY			LS	1.E FE	2,000,000	.105	454,000	2,000,000	2,000,000	.0	.0	.0	.0	6.303	6.303	AO	23,811	.0	10/16/2023	10/23/2029
95040Q-AD-6	WELLTOWER INC			LS	2.A FE	517,498	.98	246,000	523,000	520,289	.0	563	.0	.0	4.250	4.384	AO	4,692	22,228	08/09/2018	04/15/2028
95040Q-AD-6	WELLTOWER INC				2.A FE	471,982	.98	246,000	477,000	474,527	.0	513	.0	.0	4.250	4.384	AO	4,280	20,273	08/09/2018	04/15/2028
958667-AC-1	WESTERN MIDSTREAM OPERAT				2.C FE	1,998,000	.93	633,000	2,000,000	1,971,483	.0	(8,187)	.0	.0	4.050	4.319	FA	33,750	86,000	01/09/2020	02/01/2030
976843-BH-4	WISCONSIN PUBLIC SERVICE CORP				1.F FE	1,943,438	.80	328,000	1,665,000	1,913,661	.0	(9,995)	.0	.0	3.671	2.661	JD	5,094	61,122	12/08/2020	12/01/2042
978097-AG-8	WOLVERINE WORLD WIDE 144A				5.B FE	250,000	.78	626,000	250,000	250,000	.0	.0	.0	.0	4.000	4.000	FA	3,778	10,000	08/12/2021	08/15/2029
980745-FH-5	WOODWARD INC				2.C	3,000,000	.97	146,000	3,000,000	3,000,000	.0	.0	.0	.0	4.350	4.350	MN	11,238	130,500	05/31/2018	05/30/2027
98310W-AN-8	WYNDHAM WORLDWIDE				3.C FE	1,003,330	.99	521,000	1,000,000	1,001,006	.0	(403)	.0	.0	6.000	4.455	AO	15,000	60,000	03/16/2017	04/01/2027
64701*-AC-1	Y SQUARED CAPITAL LLC SER C SR NT				1.F PL	6,000,000	.81	253,000	6,000,000	6,000,000	.0	.0	.0	.0	3.490	3.489	JD	5,235	209,400	01/06/2020	12/22/2036
09609*-AC-2	WESTCONNEX FINANCE CO PTY LTD SENIOR SECURED OTES				2.A FE	3,000,000	.77	749,000	3,000,000	3,000,000	.0	.0	.0	.0	3.280	3.280	JD	4,373	98,400	06/15/2021	06/15/2036
009090-AA-9	AIR CANADA 2015-1A			A	1.F FE	1,895,511	.94	156,000	1,867,498	1,879,431	.0	(3,037)	.0	.0	3.600	3.356	MS	19,795	67,230	10/30/2017	03/15/2027
01626P-AN-6	ALIMENTATION COUCHE-TARD 144A			A	2.A FE	2,263,600	.76	229,000	2,000,000	2,245,912	.0	(6,231)	.0	.0	3.800	3.100	JJ	32,933	76,000	01/27/2021	01/25/2050
01626P-AP-1	ALIMENTATION COUCHE-TARD 144A			A	2.A FE	2,000,000	.75	574,000	2,000,000	2,000,000	.0	.0	.0	.0	3.439	3.439	MN	9,171	68,780	05/10/2021	05/13/2041
064159-VJ-2	BANK OF NOVA SCOTIA			A	2.C FE	5,368,750	.95	765,000	5,000,000	5,368,750	.0	.0	.0	.0	4.900	4.563	MJSD	18,375	245,000	11/16/2021	01/01/9999
067901-AA-6	BARRICK GOLD CORP			LS	2.A FE	22,327	.103	125,000	22,000	22,314	.0	(13)	.0	.0	5.800	5.623	MN	163	1,276	04/19/2023	11/15/2034
067901-AA-6	BARRICK GOLD CORP			A	2.A FE	2,007,393	.103	125,000	1,978,000	2,006,193	.0	(1,200)	.0	.0	5.800	5.623	MN	14,659	114,724	04/19/2023	11/15/2034
124765-F*-4	CAE INC SERIES G			A	2.C FE	1,500,000	.93	946,000	1,500,000	1,500,000	.0	.0	.0	.0	4.470	4.470	MS	20,115	67,050	03/13/2019	03/13/2029
13648T-AF-4	CANADIAN PACIFIC RAILWAY			A	2.B FE	2,998,919	.91	107,000	3,000,000	2,996,926	.0	.6	.0	.0	4.700	4.707	MN	23,500	75,200	04/19/2023	05/01/2048
13648T-AG-2	CANADIAN PACIFIC RAILWAY			A	2.B FE	2,045,004	.76	883,000	2,000,000	2,044,238	.0	(766)	.0	.0	3.500	3.371	MN	11,667	37,333	04/19/2023	05/01/2050
	CRESCENT POINT ENERGY CORP SENIOR GUARANTEED NOTES																				
22576C-HH-1				A	2.C	1,000,000	.98	114,000	1,000,000	1,000,000	.0	.0	.0	.0	4.300	4.300	AO	9,556	43,000	04/11/2018	04/11/2025
26439R-AK-2	ENBRIDGE INC SENIOR NOTES				2.B FE	4,724,600	.104	371,000	5,000,000	4,863,147	.0	12,042	.0	.0	6.750	7.201	FA	127,500	337,500	06/12/2002	02/15/2032
559222-AV-6	MAGNA INTERNATIONAL INC			A	1.G FE	1,061,110	.87	694,000	1,000,000	1,041,770	.0	(6,321)	.0	.0	2.450	1.737	JD	1,089	24,500	11/18/2020	06/15/2030
67077H-AN-8	NUTRIEN LTD			A	2.B FE	4,778,250	.92	613,000	4,000,000	4,626,913	.0	(50,579)	.0	.0	4.125	2.451	MS	48,583	165,000	12/08/2020	03/15/2035

E10.15

ANNUAL STATEMENT FOR THE YEAR 2023 OF AUGUSTAR LIFE ASSURANCE CORPORATION

SCHEDULE D - PART 1

Showing All Long-Term BONDS Owned December 31 of Current Year

1	2	Codes			6	7	Fair Value		10	11	Change in Book/Adjusted Carrying Value				Interest					Dates	
		3	4	5			8	9			12	13	14	15	16	17	18	19	20	21	22
CUSIP Identification	Description	Code	Rating	Bond Char	NAIC Designation, NAIC Designation Modifier and SVO Administrative Symbol	Actual Cost	Rate Used to Obtain Fair Value	Fair Value	Par Value	Book/ Adjusted Carrying Value	Unrealized Valuation Increase/ (Decrease)	Current Year's (Amortization)/ Accretion	Current Year's Other Than-Temporary Impairment Recognized	Total Foreign Exchange Change in Book/ Adjusted Carrying Value	Rate of	Effective Rate of	When Paid	Admitted Amount Due and Accrued	Amount Received During Year	Acquired	Stated Contractual Maturity Date
67077M-AR-9	NUTRIEN LTD	A	1		2.B FE	2,886,694	.93	5820	3,317,482	3,545,000	2,891,069	.0	4,376	.0	4.900	6.599	JD	14,475	86,853	10/02/2023	06/01/2043
68245X-AH-2	1011778 BC / NEW RED FIN 144A	A	1		3.B FE	501,250	.94	5440	472,720	500,000	500,293	.0	(403)	.0	3.875	3.790	MS	5,705	19,375	06/15/2021	01/15/2028
683720-AA-4	OPEN TEXT CORP 144A	A	1		3.C FE	505,000	.90	6130	453,065	500,000	502,773	.0	(608)	.0	4.125	3.978	FA	7,792	20,625	02/05/2020	02/15/2030
77509N-AF-0	ROGERS COMMUNICATIONS	A			2.C FE	4,960,203	118	9660	5,948,300	5,000,000	4,978,494	.0	1,688	.0	8.750	8.824	MN	72,917	437,500	06/28/2002	05/01/2032
86828L-AC-6	SUPERIOR PLUS/GEN PRTRN 144A	LS	A	1	3.C FE	510,625	.92	8180	464,090	500,000	506,095	.0	(1,744)	.0	4.500	4.090	MS	6,625	22,500	04/20/2021	03/15/2029
878744-AB-7	TECK RESOURCES LIMITED	A	1		2.C FE	2,318,630	.92	8380	1,856,760	2,000,000	2,287,799	.0	(10,956)	.0	5.200	4.051	MS	34,667	104,000	01/27/2021	03/01/2042
89114T-ZO-8	TORONTO-DOMINION BANK	A	1		1.E FE	1,985,760	.83	8490	1,676,980	2,000,000	1,988,288	.0	1,300	.0	2.450	2.531	JJ	23,003	49,000	01/11/2022	01/12/2032
891160-IU-9	TORONTO-DOMINION BANK	A	2		1.F FE	6,013,335	.95	9970	5,759,820	6,000,000	6,171,012	.0	43,307	.0	3.625	3.551	MS	64,042	217,500	11/03/2016	09/15/2031
89352H-AW-9	TRANS-CANADA PIPELINES	A	1		2.B FE	985,330	.97	3550	973,550	1,000,000	992,568	.0	1,508	.0	4.250	4.439	MN	5,431	42,500	10/10/2018	05/15/2028
89356B-AC-2	TRANSCANADA TRUST	A	2		2.C FE	2,000,000	.89	3710	1,787,420	2,000,000	2,000,000	.0	.0	.0	5.300	2.292	MS	31,211	106,000	02/27/2017	03/15/2077
952845-AE-5	WEST FRASER TIMBER CO 144A	A	1		2.C FE	1,000,000	.98	4340	984,340	1,000,000	1,000,000	.0	.0	.0	4.350	4.350	AO	9,183	43,500	10/07/2014	10/15/2024
98462Y-AD-2	YAMANA GOLD INC	A	1		2.C FE	3,277,622	.96	7240	2,901,720	3,000,000	3,155,203	.0	(38,959)	.0	4.625	3.134	JD	6,167	138,750	07/21/2021	12/15/2027
98462Z-AF-7	YAMANA GOLD INC	LS	A	1	2.C FE	870,367	.84	3570	725,470	860,000	868,390	.0	(1,024)	.0	2.630	2.484	FA	8,545	22,618	01/21/2022	08/15/2031
98462Y-AF-7	YAMANA GOLD INC	A	1		2.C FE	141,688	.84	3570	118,100	140,000	141,366	.0	(167)	.0	2.630	2.484	FA	1,391	3,682	01/21/2022	08/15/2031
C4931*-AU-7	KEYERA PARTNERSHIP SERIES P	A			2.B	2,000,000	.99	1400	1,982,800	2,000,000	2,000,000	.0	.0	.0	4.750	4.750	MN	10,819	95,000	11/20/2013	11/20/2025
00774M-AN-5	AERCAP IRELAND CAP/GLOBA	D	1		2.B FE	3,060,000	101	3120	3,039,360	3,000,000	3,019,208	.0	(12,428)	.0	6.500	6.027	JJ	89,917	195,000	06/05/2020	07/15/2025
00774M-AY-1	AERCAP IRELAND CAP/GLOBA	LS	D	1	2.B FE	301,697	.85	9290	260,365	303,000	301,896	.0	93	.0	3.400	3.444	AO	1,774	10,302	10/21/2021	10/29/2033
00774M-AY-1	AERCAP IRELAND CAP/GLOBA	D	1		2.B FE	4,676,803	.85	9290	4,036,085	4,697,000	4,679,879	.0	1,441	.0	3.400	3.444	AO	27,504	159,698	10/21/2021	10/29/2033
00928Q-AS-0	AIRCATTLE LTD	D	1		2.C FE	1,990,300	.96	6890	1,933,780	2,000,000	1,996,270	.0	1,411	.0	4.250	4.331	JD	3,778	85,000	06/10/2019	06/15/2026
034863-AR-1	ANGLO AMERICAN CAPITAL 144A	D	1		2.A FE	1,000,000	.98	7710	987,710	1,000,000	1,000,000	.0	.0	.0	4.750	4.750	AO	10,688	47,500	04/03/2017	04/10/2027
034863-AT-7	ANGLO AMERICAN CAPITAL 144A	D	1		2.A FE	1,891,940	.96	1530	1,923,060	2,000,000	1,951,283	.0	11,766	.0	4.000	4.726	MS	24,444	80,000	07/11/2018	09/11/2027
034863-AU-4	ANGLO AMERICAN CAPITAL 144A	D	1		2.A FE	3,313,140	.97	4230	2,922,690	3,000,000	3,212,884	.0	(50,400)	.0	4.500	2.600	MS	39,750	135,000	12/22/2021	03/15/2028
05256L-AB-9	AUSTRALIA PACIFIC LNG PROC PTY SENIOR SECURED NOTE	D	1		2.B FE	2,955,000	.95	6080	2,825,225	2,955,000	2,955,000	.0	.0	.0	4.820	4.818	MS	36,003	142,431	09/27/2018	09/30/2030
05256L-AC-7	AUSTRALIA PACIFIC LNG PROC PTY SENIOR SECURED NOTES	D	1		2.B FE	3,447,500	.95	7380	3,300,567	3,447,500	3,447,500	.0	.0	.0	4.850	4.849	MS	42,265	167,204	03/27/2019	09/30/2030
05330K-AA-3	AUTO METRO PUERTO RICO AUTOPISTAS LLC 144A	C			2.C FE	2,389,500	100	8200	2,409,094	2,389,500	2,389,500	.0	.0	.0	6.750	6.806	MJSD	448	161,291	08/02/2013	06/30/2035
054536-AA-5	AXA SUB NOTES	D			1.G FE	96,213	120	5580	90,419	75,000	84,313	.0	(1,036)	.0	8.600	6.362	JD	287	6,450	11/30/2004	12/15/2030
05523R-AE-7	BAE SYSTEMS PLC 144A	D	1		2.A FE	1,315,700	.70	6770	1,413,540	2,000,000	1,329,621	.0	11,079	.0	3.000	5.380	MS	17,667	60,000	09/26/2022	09/15/2050
05565E-HF-5	BMW US CAPITAL LLC SERIES B	D	1		1.F	6,000,000	.98	0150	5,880,900	6,000,000	6,000,000	.0	.0	.0	3.300	3.300	FA	73,150	198,000	02/18/2015	02/18/2025
073096-B*-9	BAYPORT POLYMERS LLC SR UNSEC NOTES SER D	D	1		1.E PL	3,000,000	.98	3490	2,950,459	3,000,000	3,000,000	.0	.0	.0	5.150	5.150	FA	58,367	77,250	02/15/2035	02/15/2035
12656*-AK-8	CSLB HOLDINGS INC GUARANTEED SENIOR NOTES	D	1		1.G	4,000,000	.93	8080	3,752,310	4,000,000	4,000,000	.0	.0	.0	2.870	2.870	AO	24,873	114,800	10/13/2016	10/13/2026
19123F-AB-4	COCA-COLA SOUTHWEST BEV LLC SENIOR NOTE	D	1		1.F FE	3,000,000	.87	2640	2,617,920	3,000,000	3,000,000	.0	.0	.0	3.640	3.640	JD	910	109,200	03/01/2018	12/28/2032
200447-A*-1	COMISION FEDERAL DE ELECTRICID SENIOR NOTES	D	1		2.B	3,900,000	.92	8000	3,619,217	3,900,000	3,900,000	.0	.0	.0	4.390	4.389	MS	43,754	171,210	09/29/2036	09/29/2036
200447-A@-9	COMISION FEDERAL DE ELECTRICID SENIOR NOTES	D	1		2.B	750,000	.98	3310	737,481	750,000	750,000	.0	.0	.0	5.460	5.459	JD	569	40,950	06/26/2018	06/26/2038
21987B-AW-8	CODELCO INC 144A	D	1		2.A FE	982,370	.94	9380	949,380	1,000,000	992,900	.0	1,815	.0	3.625	3.839	FA	15,104	36,250	07/25/2017	08/01/2027
22550L-2C-4	CREDIT SUISSE NEW YORK	LS	D	1	1.E FE	920,881	.97	0000	990,370	1,021,000	962,710	.0	41,829	.0	2.950	7.764	AO	6,861	30,120	01/04/2023	04/09/2025
22550L-2C-4	CREDIT SUISSE NEW YORK	D	1		1.E FE	248,034	.97	0000	266,750	275,000	259,300	.0	11,286	.0	2.950	7.764	AO	1,848	8,113	01/04/2023	04/09/2025
22550L-2L-4	CREDIT SUISSE NEW YORK	D	1		1.E FE	998,000	102	2760	1,022,760	1,000,000	998,939	.0	939	.0	7.950	8.060	JJ	37,983	39,750	01/04/2023	01/09/2025
232806-B*-9	CYPRESS SEMICONDUCTOR CORP SENIOR UNSECURED NOTES	D	1		2.B FE	2,000,000	.81	5740	1,631,475	2,000,000	2,000,000	.0	.0	.0	3.270	3.270	JD	2,725	65,400	06/16/2021	06/16/2033
251525-AN-1	DEUTSCHE BANK AG	D	2		3.B FE	1,000,650	.97	9240	979,240	1,000,000	1,000,650	.0	.0	.0	7.500	7.495	APR	50,208	75,000	11/18/2014	01/01/9999
25156P-AR-4	DEUTSCHE TELEKOM INTL FINANCE 144A	D			2.A FE	3,956,800	.95	7550	3,830,200	4,000,000	3,966,935	.0	1,100	.0	4.875	4.944	MS	62,292	195,000	02/29/2012	03/06/2042
292878-AA-9	ENGINE LEASE FINANCE CORP SENIOR NOTE	D	1		2.B PL	1,000,000	.97	1170	971,175	1,000,000	1,000,000	.0	.0	.0	4.480	4.480	MN	4,231	44,800	11/27/2018	11/27/2026
29660N-AC-3	FC BARCELONA ESPA1 BARCO FONDO	D	1		2.B PL	2,000,000	108	4580	2,169,154	2,000,000	2,000,000	.0	.0	.0	7.060	6.867	JD	392	82,367	05/30/2023	06/30/2032
423012-AF-0	HEINEKEN NV	D	1		2.A FE	1,015,180	.96	9780	969,780	1,000,000	1,006,204	.0	(1,485)	.0	3.500	3.327	JJ	14,778	35,000	05/17/2017	01/29/2028
45326Y-A*-8	INCITEC PIVOT LTD	D	1		2.B	2,000,000	.93	8470	1,876,936	2,000,000	2,000,000	.0	.0	.0	4.030	4.030	AO	13,657	80,600	10/30/2019	10/30/2028

E10.16

ANNUAL STATEMENT FOR THE YEAR 2023 OF AUGUSTAR LIFE ASSURANCE CORPORATION

SCHEDULE D - PART 1

Showing All Long-Term BONDS Owned December 31 of Current Year

1	2	Codes			6	7	Fair Value		10	11	Change in Book/Adjusted Carrying Value				Interest					Dates	
		3	4	5			8	9			12	13	14	15	16	17	18	19	20	21	22
CUSIP Identification	Description	C o d e	F o r e i g n	B o n d C h a r	NAIC Designation, NAIC Designation Modifier and SVO Administrative Symbol	Actual Cost	Rate Used to Obtain Fair Value	Fair Value	Par Value	Book/ Adjusted Carrying Value	Unrealized Valuation Increase/ (Decrease)	Current Year's (Amortization)/ Accretion	Current Year's Other Than-Temporary Impairment Recognized	Total Foreign Exchange Change in Book/ Adjusted Carrying Value	Rate of	Effective Rate of	When Paid	Admitted Amount Due and Accrued	Amount Received During Year	Acquired	Stated Contractual Maturity Date
472160-AC-7	JDE PEET'S NV 144A	D		1	2.C FE	4,979,550	.80	4,007,800	5,000,000	4,983,797	.0	1,893	.0	.0	2.250	2.296	MS	30,313	112,500	09/21/2021	09/24/2031
482638-AA-7	KMD HOLDINGS INC SR UNSECURED NOTES	D		1	2.C	6,000,000	.85	5,108,460	6,000,000	6,000,000	.0	.0	.0	.0	3.560	3.560	MS	52,807	214,787	03/31/2022	03/31/2032
494386-AC-9	KIMBERLY-CLARK DE MEXICO 144A	D			1.G FE	1,985,230	.97	1,974,900	2,000,000	1,997,968	.0	1,638	.0	.0	3.250	3.337	MS	19,681	65,000	03/06/2015	03/12/2025
539439-AQ-2	LLOYDS BANKING GROUP PLC	D		2	1.G FE	3,994,660	.94	3,762,440	4,000,000	4,031,900	.0	13,893	.0	.0	3.574	3.524	MN	21,444	142,960	12/05/2017	11/07/2028
632525-BB-6	NATIONAL AUSTRALIA BANK 144A	D		2	2.A FE	2,000,000	.83	1,662,020	2,000,000	2,000,000	.0	.0	.0	.0	3.347	3.306	JJ	31,425	66,940	01/04/2022	01/12/2037
716540-BV-3	PETROLEOS MEXICANOS	LS		D	4.A FE	986,117	.97	977,730	1,000,000	998,077	.0	1,772	.0	.0	4.250	4.442	JJ	19,597	42,500	03/29/2016	01/15/2025
744330-AA-9	PRUDENTIAL FUNDING ASIA	D			1.F FE	1,981,160	.90	1,816,200	2,000,000	1,987,467	.0	1,770	.0	.0	3.125	3.236	AO	13,368	62,500	04/08/2020	04/14/2030
78467K-B*-7	SSE PLC SENIOR NOTES	D			2.A	4,000,000	.99	3,975,680	4,000,000	4,000,000	.0	.0	.0	.0	4.010	4.010	AO	33,417	160,400	04/16/2012	04/16/2024
80414L-2K-0	SAUDI ARABIAN OIL CO 144A	D		2	1.E FE	7,952,400	.86	6,889,120	8,000,000	7,966,024	.0	4,492	.0	.0	2.250	2.317	MN	18,500	180,000	11/17/2020	11/24/2030
822582-AT-9	SHELL INTERNATIONAL FINANCE	D		1	1.E FE	1,861,048	.84	1,400,031	1,655,000	1,839,976	.0	(7,432)	.0	.0	3.625	2.848	FA	21,664	59,994	09/21/2021	08/21/2042
822582-BY-7	SHELL INTERNATIONAL FINANCE	D		1	1.D FE	2,344,460	.83	2,560,120	2,000,000	2,321,943	.0	(10,036)	.0	.0	3.750	2.788	MS	22,708	75,000	01/29/2021	09/12/2046
82929R-AC-0	SING TELECOMMUNICATIONS 144A	D			1.F FE	9,918,300	.117	11,748,000	10,000,000	9,959,578	.0	3,635	.0	.0	7.375	7.443	JD	61,458	737,500	06/07/2002	12/01/2031
83363R-AA-5	SOCIEDAD CONC AUTOPISTA CENTRA 144A SENIOR SECURED BOND	C			2.A FE	2,144,375	.99	2,124,754	2,144,375	2,144,375	.0	.0	.0	.0	6.223	6.223	JD	5,931	133,444	12/17/2003	12/15/2026
853250-AA-6	STANDARD CHARTERED BANK 144A	D			2.B FE	93,142	.110	82,781	75,000	83,206	.0	(851)	.0	.0	8.000	6.140	MN	517	6,000	11/30/2004	05/30/2031
87124V-AE-9	SYDNEY AIRPORT FINANCE 144A	D		2	2.A FE	990,780	.97	975,720	1,000,000	998,586	.0	1,023	.0	.0	3.375	3.485	AO	5,719	33,750	04/23/2015	04/30/2025
874060-AZ-9	TAKEDA PHARMACEUTICAL	D		1	2.A FE	4,172,820	.71	5,930	4,000,000	4,161,242	.0	(4,073)	.0	.0	3.175	2.952	JJ	60,678	127,000	01/27/2021	07/09/2050
87656X-C*-0	TATE & LYLE INTL FINANCE	D		1	2.C	2,000,000	.84	1,697,920	2,000,000	2,000,000	.0	.0	.0	.0	2.910	2.910	FA	23,442	58,200	08/06/2020	08/06/2030
88167A-AE-1	TEVA PHARMACEUTICALS NE	D		1	3.C FE	1,969,970	.92	1,853,260	2,000,000	1,990,693	.0	3,171	.0	.0	3.150	3.328	AO	15,750	63,000	11/03/2016	10/01/2026
89153V-AU-3	TOTALENERGIES CAPITAL INTL SA	D		1	1.E FE	2,771,175	.79	3,0380	2,500,000	2,751,673	.0	(6,772)	.0	.0	3.461	2.893	JJ	40,619	86,525	01/13/2021	07/12/2049
89366L-AE-4	TRANSELEC SA 144A	D			2.B FE	3,007,500	.93	2,807,460	3,000,000	3,003,439	.0	(621)	.0	.0	3.875	3.849	JJ	54,573	116,250	07/15/2016	01/12/2029
902613-AK-4	UBS GROUP AG 144A	D		2	1.G FE	1,969,280	.82	1,641,700	2,000,000	1,974,077	.0	2,452	.0	.0	2.746	2.909	FA	21,358	54,920	01/11/2022	02/11/2033
902613-AL-2	UBS GROUP AG 144A	D		2	1.G FE	2,000,000	.74	2,0240	2,000,000	2,000,000	.0	3.179	.0	.0	3.179	3.159	FA	24,726	63,590	01/04/2022	02/11/2043
A3159#-AC-3	HOFFER FINANCIAL SERVICES GmbH	D			1.G PL	4,000,000	.98	3,944,772	4,000,000	4,000,000	.0	.0	.0	.0	3.410	3.410	JJ	59,107	136,400	07/25/2017	07/25/2024
G0646#-AN-9	ASSOCIATED BRITISH FOODS	D			1.F	2,000,000	.99	1,989,869	2,000,000	2,000,000	.0	.0	.0	.0	3.920	3.920	MS	20,036	78,400	03/29/2012	03/29/2024
G1696#-BQ-8	BUNZL FINANCE PLC Senior Unsecured Notes	D		1	2.A	6,000,000	.88	8,500	6,000,000	6,000,000	.0	.0	.0	.0	4.010	4.010	MN	26,733	240,600	11/21/2022	11/21/2032
G2044#-BB-0	COMPASS GROUP PLC SENIOR NOTES	D			1.G	2,000,000	.99	1,981,680	2,000,000	2,000,000	.0	.0	.0	.0	3.540	3.541	AO	17,700	70,800	12/04/2014	12/04/2024
G2616#-AS-0	DOC TREASURY 2014 LTD SENIOR UNSECURED NOTE	D		1	2.B	1,000,000	.109	1,095,990	1,000,000	1,000,000	.0	.0	.0	.0	4.550	4.550	AO	10,996	45,500	04/04/2019	04/04/2026
G4622#-AB-5	HOWARD DE WALDEN ESTATES LTD SENIOR NOTE	D			1.G	4,000,000	.99	3,987,229	4,000,000	4,000,000	.0	.0	.0	.0	5.230	5.230	JJ	95,883	209,200	08/25/2010	07/16/2025
G7114*-AB-7	PLACES FOR PEOPLE TREASURY PLC	D		1	1.G YE	5,000,000	.95	4,788,514	5,000,000	5,000,000	.0	.0	.0	.0	3.420	3.420	JD	11,875	171,000	06/06/2016	06/08/2026
G7334#-AA-1	RPPF ENGINE LEASING LIMITED SENIOR SECURED NOTES	D		1	2.C FE	2,000,000	.93	1,870,891	2,000,000	2,000,000	.0	.0	.0	.0	4.030	4.031	FA	31,344	80,600	06/13/2018	06/13/2028
K2162#-AB-2	DANISH CROWN A/S SERIES B	D			2.C	1,000,000	.99	994,583	1,000,000	1,000,000	.0	.0	.0	.0	5.090	5.090	JD	2,540	50,900	06/13/2012	06/13/2024
K7802#-AY-5	ROYAL GREENLAND A/S SENIOR NOTE	D		1	2.A	1,000,000	.95	956,070	1,000,000	1,000,000	.0	.0	.0	.0	4.370	4.370	MN	5,098	43,700	11/19/2018	11/19/2028
L7598#-AD-2	PILI 1 Portfolio SCSp (Permira)	D		1	1.E PL	5,000,000	.94	4,745,361	5,000,000	5,000,000	.0	.0	.0	.0	5.300	5.300	MN	41,222	265,000	05/05/2022	05/05/2042
N4281#-BW-4	KONINKLIJKE VOPAK N.V. SENIOR NOTES SERIES EE	D			2.B	1,800,000	.96	1,740,780	1,800,000	1,800,000	.0	.0	.0	.0	4.140	4.140	JD	2,484	74,520	12/19/2012	06/19/2027
N7660#-AV-9	SHV NEDERLAND B.V.	D		1	2.A	3,000,000	.92	2,786,423	3,000,000	3,000,000	.0	.0	.0	.0	4.550	4.550	JD	8,721	136,500	06/08/2022	06/08/2032
N9061#-AC-4	YTTI B.V. SENIOR UNSECURED NOTE	D			3.A	3,000,000	.97	2,923,492	3,000,000	3,000,000	.0	.0	.0	.0	4.970	4.970	JD	6,627	149,100	12/15/2015	12/15/2027
P7077#-AF-1	NASSAU AIRPORT DEVELOPMENT CO	D			3.C PL	1,890,000	.97	1,840,724	1,890,000	1,890,000	.0	.0	.0	.0	7.000	7.062	MJSD	368	132,300	11/30/2010	11/30/2033
Q0458*-AB-5	AQUASURE PTY LTD SERIES 2014A	D			1.G FE	3,000,000	.99	2,993,049	3,000,000	3,000,000	.0	.0	.0	.0	4.480	4.481	JJ	63,093	134,400	02/27/2014	02/27/2024
Q0458*-AF-6	AQUASURE PTY LTD SERIES 2018A	D			1.G FE	832,911	.94	785,392	832,911	832,911	.0	.0	.0	.0	4.320	4.319	JJ	16,891	35,982	01/15/2019	01/12/2034
Q0697#-AB-2	AUSGRID FINANCE PTY LTD SENIOR SECURED NOTES	D		1	2.A FE	5,000,000	.90	4,515,781	5,000,000	5,000,000	.0	.0	.0	.0	3.600	3.600	AO	45,000	180,000	09/06/2017	10/01/2029
Q1842#-AH-1	BROOKFIELD WA RAIL PTY LTD SERIES C	C			2.B	3,000,000	.98	2,945,359	3,000,000	3,000,000	.0	.0	.0	.0	4.790	4.790	JJ	65,863	143,700	07/16/2014	07/16/2026
Q3629#-AM-5	ETSA UTILITIES FINANCE PTY LTD SERIES C GT SENIOR NOTE	D		1	1.G	4,000,000	.92	3,683,920	4,000,000	4,000,000	.0	.0	.0	.0	3.160	3.160	FA	49,507	126,400	08/10/2016	08/10/2028
Q3629#-AP-8	ETSA UTILITIES FINANCE PTY LTD SERIES 2019-A GT SENIOR NOTE	D		1	1.G	1,000,000	.91	914,090	1,000,000	1,000,000	.0	.0	.0	.0	3.560	3.560	FA	14,833	35,600	08/01/2019	08/01/2029

E10.17

ANNUAL STATEMENT FOR THE YEAR 2023 OF AUGUSTAR LIFE ASSURANCE CORPORATION

SCHEDULE D - PART 1

Showing All Long-Term BONDS Owned December 31 of Current Year

1	2	Codes			6	7	Fair Value		10	11	Change in Book/Adjusted Carrying Value				Interest					Dates	
		3	4	5			8	9			12	13	14	15	16	17	18	19	20	21	22
CUSIP Identification	Description	C o d e	F o r e i g n	B o n d C h a r	NAIC Designation, NAIC Designation Modifier and SVO Administrative Symbol	Actual Cost	Rate Used to Obtain Fair Value	Fair Value	Par Value	Book/ Adjusted Carrying Value	Unrealized Valuation Increase/ (Decrease)	Current Year's (Amortization)/ Accretion	Current Year's Other Than-Temporary Impairment Recognized	Total Foreign Exchange Change in Book/ Adjusted Carrying Value	Rate of	Effective Rate of	When Paid	Admitted Amount Due and Accrued	Amount Received During Year	Acquired	Stated Contractual Maturity Date
Q3647#-AA-9	EVOLUTION MINING FINANCE SER A GTD SR NT	D	1		2.C PL	3,000,000	88.0160	2,640,492	3,000,000	3,000,000	0	0	0	0	2.830	2.830	MN	12,499	84,900	11/08/2021	11/08/2028
Q3647#-AC-5	EVOLUTION MINING FINANCE USD SER C GTD SR NT	D	1		2.C PL	3,000,000	82.9520	2,488,555	3,000,000	3,000,000	0	0	0	0	3.060	3.060	FA	34,935	91,800	02/14/2022	02/14/2031
Q3920#-AG-4	FONTEERRA CO-OPERATIVE GROUP LT TRANCHE A SR NOTE	D	1		1.G FE	5,000,000	95.2420	4,762,078	5,000,000	5,000,000	0	0	0	0	3.400	3.400	MS	45,333	170,000	09/25/2014	09/25/2026
Q3920#-AJ-8	FONTEERRA CO-OPERATIVE GROUP LT TRANCHE A SR NOTE	D	1		1.G FE	2,000,000	94.6810	1,893,615	2,000,000	2,000,000	0	0	0	0	3.630	3.630	FA	28,233	72,600	08/11/2015	08/11/2027
Q5664#-AA-2	LONSDALE FINANCE PTY LIMITED SENIOR SECURED NOTE	D	1		2.B FE	2,000,000	94.5990	1,891,984	2,000,000	2,000,000	0	0	0	0	4.190	4.190	AO	20,950	83,800	10/02/2018	10/01/2028
Q5664#-AH-7	LONSDALE FINANCE PTY LIMITED SENIOR SECURED NOTE	D	1		2.B FE	4,000,000	88.6020	3,544,097	4,000,000	4,000,000	0	0	0	0	3.850	3.851	AO	38,500	154,000	07/09/2019	07/09/2031
Q5995#-AH-7	MERIDIAN ENERGY LIMITED SER 2014-1 TR B SR GTD NT	C	1		2.A	2,000,000	96.7480	1,934,960	2,000,000	2,000,000	0	0	0	0	3.920	3.920	MS	22,649	78,400	01/21/2022	09/17/2026
Q6568#-AA-9	NETWORK FINANCE COMPANY PTY	D	1		2.A	2,000,000	93.4060	1,868,120	2,000,000	2,000,000	0	0	0	0	3.500	3.500	AO	17,111	70,000	02/14/2018	02/14/2028
Q7160#-AL-3	ORICA FINANCE LIMITED GUARANTEED SENIOR NOTE	D	1		2.B FE	1,000,000	96.3740	963,739	1,000,000	1,000,000	0	0	0	0	4.330	4.330	MN	6,976	43,300	05/03/2017	05/03/2027
Q7397#-AS-3	PRATT FINANCE PTY LTD GUAR	D	1		2.B PL	3,000,000	94.4760	2,834,275	3,000,000	3,000,000	0	0	0	0	3.790	3.790	JJ	53,060	113,700	07/13/2021	07/13/2027
Q7397#-AT-1	PRATT FINANCE PTY LTD GUAR SERIES L	D	1		2.B PL	3,079,800	81.0350	2,431,057	3,000,000	3,069,457	0	(4,904)	0	0	3.880	5.065	JJ	54,320	159,600	07/13/2021	07/13/2036
Q7450#-AJ-9	PERTH AIRPORT PTY LTD PERTH AIRPORT DEV PTY SER I	D	1		2.B	4,000,000	89.7040	3,588,154	4,000,000	4,000,000	0	0	0	0	3.450	3.450	MS	44,850	138,000	09/04/2019	09/04/2029
Q9194#-AE-9	TRANSURBAN QUEENSLAND FINANCE SENIOR SECURED NOTES	D	1		2.B FE	2,000,000	94.2810	1,885,626	2,000,000	2,000,000	0	0	0	0	3.450	3.450	JD	2,108	69,000	12/20/2016	12/20/2026
Q9194#-AL-3	TRANSURBAN QUEENSLAND FINANCE SENIOR SECURED NOTES	D	1		2.B FE	2,000,000	92.5090	1,850,184	2,000,000	2,000,000	0	0	0	0	3.960	3.960	MN	10,120	79,200	05/15/2019	05/15/2029
Q9389#-AG-5	VECTOR LIMITED SENIOR NOTES	D	1		2.A FE	4,000,000	90.7860	3,631,445	4,000,000	4,000,000	0	0	0	0	3.590	3.590	AO	26,327	143,600	10/25/2017	10/25/2029
1019999999	Subtotal - Bonds - Industrial and Miscellaneous (Unaffiliated) - Issuer Obligations					1,436,139,498	XXX	1,260,217,835	1,409,900,437	1,432,474,108	0	(914,796)	0	0	XXX	XXX	XXX	13,895,432	55,356,757	XXX	XXX
008414-AA-2	AGATE BAY MORTGAGE LOAN TRUST 2013-1 A1			4	1.A	166,924	90.2130	157,425	174,504	170,614	0	(1,156)	0	0	3.500	3.857	MON	509	6,108	08/21/2013	07/25/2043
02660T-BU-6	AMERICAN HOME MORTGAGE INV TR 2004-3 6A5			4	1.A FM	234,589	94.6000	267,762	283,047	234,589	0	0	0	0	4.398	5.962	MON	1,037	12,577	12/08/2004	10/25/2034
03464T-AB-5	ANGEL OAK MORTGAGE TRUST 2022-3 A2			4	1.C FE	3,266,085	91.4300	3,051,281	3,337,287	3,280,950	0	8,801	0	0	4.136	4.544	MON	11,503	138,400	05/05/2022	01/25/2067
12646W-AH-7	CREDIT SUISSE COM MTGE TRUST 2013-1VR2 A2			4	1.A	218,068	87.8570	188,459	214,506	215,984	0	(61)	0	0	3.000	2.885	MON	536	6,433	04/17/2013	04/25/2043
12667F-RS-6	COUNTRYWIDE ALTERNATIVE LOAN 2004-36CB 2A3			4	1.A FM	560,971	93.9900	635,138	675,751	623,546	0	5,464	0	0	5.500	7.425	MON	3,097	37,166	01/05/2005	02/25/2035
12667F-VF-9	COUNTRYWIDE ALTERNATIVE LOAN 2004-J10 4CB1			4	1.A FM	323,643	100.6240	363,615	361,360	355,448	0	(1,017)	0	0	6.500	7.685	MON	1,957	23,488	08/13/2008	10/25/2034
12667F-Y3-3	COUNTRYWIDE ALTERNATIVE LOAN 2005-3CB 1A13			4	1.A FM	361,903	88.1010	353,158	400,855	361,903	0	0	0	0	5.500	6.615	MON	1,837	22,022	02/24/2005	03/25/2035
12668A-MN-2	COUNTRYWIDE ALTERNATIVE LOAN 2005-49CB A8			4	3.C FM	425,838	66.8400	393,110	588,136	446,410	0	20,572	0	0	5.500	13.150	MON	2,696	32,340	03/07/2006	11/25/2035
12669A-CV-8	COUNTRYWIDE HOME LOANS 2005-21 A17			4	1.A FM	65,513	57.9390	43,543	75,153	43,543	(28,150)	661	0	0	5.500	7.216	MON	344	4,134	10/28/2010	10/25/2035
12669G-C8-2	COUNTRYWIDE HOME LOANS 2005-13 A8			4	1.A FM	98,605	58.4350	98,080	101,605	101,605	0	5,206	21,536	0	5.500	17.153	MON	769	9,152	07/21/2005	06/25/2035
16159G-AC-3	CHASE MORTGAGE FINANCE CORPORA 2019-ATR2 A3			4	1.A	287,948	88.6770	252,503	284,745	286,418	0	360	0	0	3.500	3.358	MON	831	9,962	07/29/2019	07/25/2049
16164A-AC-9	CHASE MORTGAGE FINANCE CORPORA 2016-2 M2			4	1.A	697,404	91.5840	622,639	679,855	686,960	0	1,121	0	0	3.750	3.492	MON	2,125	25,488	07/19/2016	02/25/2044
16165T-AJ-2	CHASEFLEX TRUST 2005-1 2A4			4	4.C FM	408,023	77.2310	375,144	485,742	451,731	0	2,956	0	0	5.500	7.016	MON	2,226	26,716	08/28/2008	02/25/2035
16412X-AJ-4	CHENIERE CORP CHRISTI HD			1	2.B FE	1,625,539	94.5140	1,512,224	1,600,000	1,616,905	0	(2,811)	0	0	3.700	3.483	MN	7,564	59,200	10/27/2020	11/15/2029
172973-2R-9	CITICORP MORTGAGE SECURITIES 2005-6 1A5			4	1.A FM	187,857	95.4270	187,764	196,762	187,857	0	0	0	0	5.625	6.054	MON	922	11,058	02/08/2006	09/25/2035
17312D-AC-2	CITICORP MORTGAGE SECURITIES 2007-8 1A3			4	1.A FM	62,897	98.4270	62,218	62,956	62,956	0	19	0	0	6.000	6.087	MON	316	3,793	04/15/2011	09/25/2037
17321L-AA-7	CITIGROUP MRTGE LOAN TRUST INC 2013-J1 A1			4	1.A	248,792	90.7410	230,455	253,970	250,925	0	(1,071)	0	0	3.483	3.645	MON	737	8,840	11/01/2013	10/25/2043
17322N-AA-2	CITIGROUP MORTGAGE LOAN TRUST 2014-JUL A1			4	1.A	271,325	91.3250	246,785	270,227	270,514	0	149	0	0	3.500	3.476	MON	788	9,458	06/24/2014	06/25/2044
17323T-AC-4	CITIGROUP MORTGAGE LOAN TRUST 2015-RP2 A			4	1.A	98,676	96.3850	93,021	96,509	97,174	0	(63)	0	0	4.250	4.027	MON	342	4,102	06/09/2015	01/25/2053
22541Q-VG-4	CS FIRST BOSTON MORTGAGE 2003-23 1A4			4	2.C FM	456,330	94.6620	437,751	462,436	459,237	0	145	0	0	5.500	5.639	MON	2,120	25,434	01/03/2006	10/25/2033
225458-AY-4	CS FIRST BOSTON MORTGAGE SECUR 2005-1 1A23			4	1.A FM	441,519	93.8120	421,401	449,197	441,519	0	0	0	0	5.500	5.681	MON	2,059	24,678	03/04/2005	02/25/2035
29977J-AB-2	EVERBANK MTGE LOAN TRUST 2013-1 A2			4	1.A	164,870	88.6360	145,271	163,896	163,881	0	(305)	0	0	2.500	2.444	MON	341	4,098	03/26/2015	03/25/2043
29977K-AA-1	EVERBANK MTGE LOAN TRUST 2013-2 A			4	1.A	167,128	90.6090	153,739	169,673	168,307	0	(371)	0	0	3.000	3.137	MON	424	5,090	11/02/2015	06/25/2043
3140FX-ED-0	FNMA BFO131	CF		4	1.A	1,316,698	90.8320	1,163,615	1,281,069	1,314,139	0	(785)	0	0	3.500	3.167	MON	3,736	44,837	11/02/2017	08/01/2056
33767C-AD-9	FIRSTKEY MORTGAGE TRUST 2015-1 A3			4	1.A	165,083	90.2340	146,129	161,945	163,555	0	523	0	0	3.500	3.358	MON	472	5,668	03/02/2015	03/25/2045
33851K-AC-0	FLAGSTAR MORTGAGE TRUST 2020-2 A2			4	1.A	381,585	85.1050	315,864	371,146	378,038	0	(1,369)	0	0	3.000	2.649	MON	928	11,134	08/13/2020	08/25/2050

E10.18

ANNUAL STATEMENT FOR THE YEAR 2023 OF AUGUSTAR LIFE ASSURANCE CORPORATION

SCHEDULE D - PART 1

Showing All Long-Term BONDS Owned December 31 of Current Year

1	2	Codes			6	7	Fair Value		10	11	Change in Book/Adjusted Carrying Value				Interest					Dates	
		3	4	5			8	9			12	13	14	15	16	17	18	19	20	21	22
CUSIP Identification	Description	C o d e	F o r e i g n	B o n d C h a r	NAIC Designation, NAIC Designation Modifier and SVO Administrative Symbol	Actual Cost	Rate Used to Obtain Fair Value	Fair Value	Par Value	Book/ Adjusted Carrying Value	Unrealized Valuation Increase/ (Decrease)	Current Year's (Amor-tization)/ Accretion	Current Year's Other-Than-Temporary Impairment Recognized	Total Foreign Exchange Change in Book/ Adjusted Carrying Value	Rate of	Effective Rate of	When Paid	Admitted Amount Due and Accrued	Amount Received During Year	Acquired	Stated Contractual Maturity Date
45254T-PM-0	IMPAC SECURED ASSETS CMN OWNER 2004-2 A6	4			1.A FM	3		98.6380	3	3	0	0	0	0	4.816	4.994	MON	0	0	04/14/2011	08/25/2034
45660N-QF-5	RESIDENTIAL ASSET SEC TRUST 2003-A5 A7	4			1.A FM	1,451,055		98.3390	1,446,389	1,470,819	0	564	0	0	5.500	5.636	MON	6,741	80,998	05/06/2003	06/25/2033
46592E-AC-0	JP MORGAN MORTGAGE TRUST 2021-1 A3	4			1.A	640,642		82.7190	509,244	615,632	0	(809)	0	0	2.500	2.137	MON	1,283	15,391	01/19/2021	06/25/2051
46641C-AA-9	JP MORGAN MORTGAGE TRUST 2014-1 1A1	4			1.A	210,045		92.8110	190,161	204,890	0	(148)	0	0	3.796	3.620	MON	648	7,770	02/10/2014	01/25/2044
46651B-AC-4	JP MORGAN MORTGAGE TRUST 2019-6 A3	4			1.A	101,134		91.5090	91,123	100,252	0	(308)	0	0	3.500	3.267	MON	290	3,482	08/16/2019	12/25/2049
46651Y-AH-3	JP MORGAN MORTGAGE TRUST 2019-9 A5	4			1.A	1,212,158		87.7500	1,035,135	1,179,641	0	4,958	0	0	3.500	3.261	MON	3,441	41,287	11/22/2019	05/25/2050
64829X-AA-0	NEW RESIDENTIAL MORTGAGE LOAN 2018-5A A1	4			1.A	623,100		97.6350	599,008	616,740	0	(417)	0	0	4.750	4.521	MON	2,429	29,142	11/28/2018	12/25/2057
74160M-BP-6	PRIME MORTGAGE TRUST 2003-2 1A10	4			1.A FM	195,955		95.1820	195,111	204,988	0	281	0	0	5.000	5.364	MON	854	10,249	01/03/2006	10/25/2033
81745A-AB-3	SEQUOIA MORTGAGE TRUST 2013-5 A2	4			1.A	336,044		87.3940	330,302	334,474	0	(634)	0	0	3.000	2.809	MON	826	9,909	04/08/2013	05/25/2043
822804-AA-8	SHELLPOINT ASSET FUNDING TRUST 2013-1 A1	4			1.A	140,716		93.4890	134,501	143,868	0	(349)	0	0	3.750	3.936	MON	450	5,395	06/27/2013	07/25/2043
924923-AA-3	VERUS SECURITIZATION TRUST 2022-INV2 A1	4			1.A FE	4,102,396		101.5400	4,208,352	4,144,527	0	7,531	0	0	6.790	7.124	MON	23,451	281,413	11/03/2022	10/25/2067
95002F-AC-4	WELLS FARGO MORTGAGE BACKED 2019-4 A5	4			1.A	1,589,322		87.7070	1,359,212	1,549,719	0	8,420	0	0	3.500	3.241	MON	4,520	54,240	11/19/2019	09/25/2049
95002J-AA-4	WELLS FARGO MORTG BACKED SEC 2019-2 A1	4			1.A	39,232		93.7260	36,127	38,546	0	316	0	0	4.000	3.801	MON	128	1,542	05/13/2019	04/25/2049
97652P-AA-9	WINWATER MORTGAGE LOAN TRUST 2014-1 A1	4			1.A	116,384		93.8080	105,613	112,585	0	1,607	0	0	3.919	3.669	MON	368	4,412	06/19/2014	06/27/2044
1029999999	Subtotal - Bonds - Industrial and Miscellaneous (Unaffiliated) - Residential Mortgage-Backed Securities					23,461,999	XXX	22,116,737	23,977,445	23,578,892	(28,150)	57,980	21,536	0	XXX	XXX	XXX	95,645	1,116,506	XXX	XXX
05490T-AC-6	BBCORE TRUST 2015-GTP B	4			1.A	2,714,648		89.1170	2,227,925	2,500,000	0	(26,965)	0	0	4.216	3.092	MON	7,319	105,400	09/28/2016	08/10/2033
30293W-AE-2	FREIMF MORTGAGE TRUST 2015-K50 B	4			1.A	3,468,188		97.0690	3,882,760	4,000,000	0	60,867	0	0	3.779	5.565	MON	12,597	153,326	11/13/2015	08/25/2025
36270G-AE-1	GS MORTGAGE SECURITIES TRUST 2023-SHIP C	4			1.A	1,915,397		97.3920	1,947,840	2,000,000	0	8,636	0	0	5.505	7.096	MON	9,175	37,313	08/04/2023	09/06/2026
44217N-AC-0	HOUSTON GALLERIA MALL TRUST 2015-A A1	4			1.A	3,025,781		95.7380	2,872,140	3,000,000	0	(2,995)	0	0	3.087	3.000	MON	7,717	92,598	03/26/2015	03/05/2037
68245H-AE-4	ONE MARKET PLAZA TRUST 2017-1MKT C	4			1.A	2,872,667		83.8540	2,338,688	2,789,000	0	(13,639)	0	0	4.016	3.542	MON	9,335	112,015	02/15/2017	02/10/2032
78413M-AE-8	SFAVE COMMERCIAL MTGE SEC TR 2015-SAVE A2B	4			1.A	4,159,556		75.2080	3,008,320	4,000,000	0	(7,450)	0	0	4.144	3.884	MON	13,813	165,760	02/03/2015	01/05/2035
1039999999	Subtotal - Bonds - Industrial and Miscellaneous (Unaffiliated) - Commercial Mortgage-Backed Securities					18,156,237	XXX	16,277,673	18,289,000	18,230,875	0	18,454	0	0	XXX	XXX	XXX	59,956	666,412	XXX	XXX
00090T-AA-5	ABPCI DIRECT LENDING FUND ABS 2020-1A A	4			1.F FE	1,812,236		92.8630	1,682,888	1,812,236	0	0	0	0	3.199	3.208	JAU	11,434	57,973	12/16/2020	12/20/2030
002223-AE-5	AUF FUNDING LLC 2022-1A B2	4			1.C FE	4,000,000		99.3130	3,972,528	4,000,000	0	0	0	0	7.550	7.611	JAU	59,561	251,667	12/02/2022	01/20/2031
006346-AW-0	ADAMS OUTDOOR ADVERTISING 2023-1 A2	4			1.G FE	1,999,920		101.5260	2,030,520	2,000,000	0	(69)	0	0	6.967	7.063	MON	6,193	52,253	07/19/2023	07/15/2053
038370-AA-0	AQUA FINANCE TRUST 2019A A	4			1.E FE	209,151		94.2140	197,080	209,184	0	15	0	0	3.140	3.166	MON	292	6,568	09/16/2019	07/16/2040
038779-AB-0	ARBYS FUNDING LLC 2020-1A A2	4			2.C FE	3,386,250		91.6140	3,102,279	3,386,250	0	0	0	0	3.237	3.250	JAU	18,573	109,613	07/23/2020	07/30/2050
05377R-HN-7	AESOP FUNDING II LLC 2023-8A B	4			1.F FE	2,999,753		103.5510	3,106,530	3,000,000	0	(11)	0	0	6.660	6.753	MON	6,105	51,060	09/12/2023	02/20/2030
05607B-AA-9	BXG RECEIVABLES NOTE TRUST 2017-A A	4			1.F FE	217,202		98.6480	214,271	217,201	0	2	0	0	2.950	2.968	MON	516	6,408	05/24/2017	10/04/2032
09228Y-AB-8	BLACKBIRD CAPITAL AIRCRAFT 2016-1A A	4			1.G FE	724,746		94.3520	683,815	724,719	0	1	0	0	4.213	4.248	MON	1,357	30,534	11/04/2016	12/16/2041
09228Y-AC-6	BLACKBIRD CAPITAL AIRCRAFT 2016-1A B	4			2.C FE	428,665		87.1230	373,480	428,681	0	2	0	0	5.682	5.748	MON	1,083	24,558	11/04/2016	12/16/2041
09261W-AA-2	BLACKROCK DLF IX 2020-1 A-1	4			1.A FE	2,080,169		98.8700	2,056,663	2,080,169	0	0	0	0	5.677	5.557	JAU	24,274	122,991	04/27/2023	07/21/2030
09261W-AC-8	BLACKROCK DLF IX 2020-1 A-2	4			1.A FE	749,268		99.9100	748,594	749,268	0	0	0	0	5.684	5.586	JAU	8,755	52,679	11/29/2021	07/21/2030
09261W-AE-4	BLACKROCK DLF IX 2020-1 B	4			1.D FE	299,752		98.7800	296,095	299,752	0	0	0	0	8.164	8.071	JAU	5,031	22,594	08/04/2021	07/21/2030
09261W-AG-9	BLACKROCK DLF IX 2020-1 C	4			1.E FE	249,755		98.2500	245,384	249,755	0	0	0	0	9.164	9.082	JAU	4,705	21,358	06/03/2021	07/21/2030
09261W-AJ-3	BLACKROCK DLF IX 2020-1 D	4			2.A FE	274,635		96.4200	264,803	274,635	0	0	0	0	9.664	9.591	JAU	5,456	24,878	04/28/2021	07/21/2030
09261W-AL-8	BLACKROCK DLF IX 2020-1 E	4			3.A FE	235,345		90.7700	213,622	235,345	0	0	0	0	10.164	10.106	JAU	4,917	22,512	02/17/2021	07/21/2030
09261W-AN-4	BLACKROCK DLF IX 2020-1 W	4			4.B FE	470,650		81.6000	384,050	470,650	0	0	0	0	2.500	2.506	JAU	2,419	11,930	12/21/2020	07/21/2030
09261W-AQ-7	BLACKROCK DLF IX 2020-1	4			6	189,865		103.2900	195,941	189,865	0	0	0	0	0.000	0.000	N/A	0	80,292	09/17/2020	07/21/2030
12327A-AA-6	BUSINESS JET SECURITIES, LLC 2022-1A A	4			1.G FE	7,600,984		94.9980	7,442,906	7,834,803	0	53,472	0	0	4.455	5.314	MON	15,513	349,041	05/05/2022	06/15/2037
12510H-AE-0	CAPITAL AUTOMOTIVE REIT 2020-1A A5	4			1.E FE	1,480,337		91.2180	1,350,882	1,480,938	0	76	0	0	3.480	3.517	MON	2,291	51,537	01/15/2020	02/15/2050
12510H-AQ-3	CAPITAL AUTOMOTIVE REIT 2022-1A A2	4			1.E FE	4,930,561		87.7330	4,326,334	4,931,250	0	95	0	0	3.700	3.731	MON	8,109	182,456	03/08/2022	03/15/2052
12565K-AF-4	CLI FUNDING LLC 2022-1A B1	4			2.B FE	2,513,796		85.6150	2,152,704	2,514,400	0	46	0	0	3.120	3.144	MON	2,833	78,449	01/19/2022	01/18/2047

E10.19

ANNUAL STATEMENT FOR THE YEAR 2023 OF AUGUSTAR LIFE ASSURANCE CORPORATION

SCHEDULE D - PART 1

Showing All Long-Term BONDS Owned December 31 of Current Year

1	2	Codes			6	7	Fair Value		10	11	Change in Book/Adjusted Carrying Value				Interest					Dates	
		3	4	5			8	9			12	13	14	15	16	17	18	19	20	21	22
CUSIP Identification	Description	C o d e	F o r e i g n	B o n d C h a r	NAIC Designation, NAIC Designation Modifier and SVO Administrative Symbol	Actual Cost	Rate Used to Obtain Fair Value	Fair Value	Par Value	Book/ Adjusted Carrying Value	Unrealized Valuation Increase/ (Decrease)	Current Year's (Amortization)/ Accretion	Current Year's Other-Than-Temporary Impairment Recognized	Total Foreign Exchange Change in Book/ Adjusted Carrying Value	Rate of	Effective Rate of	When Paid	Admitted Amount Due and Accrued	Amount Received During Year	Acquired	Stated Contractual Maturity Date
19260M-AA-4	COINSTAR FUNDING, LLC 2017-1A A2			4	2.C FE	1,870,000	.87 5160	1,636,549	1,870,000	1,870,000	.0	.0	.0	.0	5.216	5.249	JAUO	17,882	97,539	05/04/2017	04/25/2047
20267U-AA-7	COMMONBOND STUDENT LOAN TRUST 2016-B A1			4	1.A FE	49,023	.95 5000	46,830	49,036	49,032	.0	.1	.0	.0	2.730	2.750	MON	.22	1,339	10/13/2016	10/25/2040
20633K-AA-6	TUNES 2022-1A A2				1.E FE	3,905,788		4,062,320	4,000,000	3,923,469	101,5580	17,355	.0	.0	6.500	7.107	JAUO	51,278	215,222	12/08/2022	01/20/2073
225740-AA-7	CRESCENT DIRECT LENDING FD III NOTE				2.B PL	3,923,873	.95 7370	3,756,593	3,923,873	3,923,873	.0	.0	.0	.0	5.000	0.000	MJSD	.0	159,477	11/01/2023	01/29/2031
23345W-AC-9	DT AUTO OWNER TRUST 2023-3A C				1.F FE	3,799,270	101.1260	3,842,788	3,800,000	3,799,300	.0	29	.0	.0	6.400	6.490	MON	10,809	99,307	07/11/2023	05/15/2029
25402J-AA-7	DIGITAL BRIGE ISSUER LLC 2021-1A A2				2.B FE	3,000,000	.94 1670	2,825,010	3,000,000	3,000,000	.0	.0	.0	.0	3.933	3.950	MJSD	1,967	117,990	06/30/2021	09/25/2051
25755T-AL-4	DOMINOS PIZZA MASTER ISSUER 2019-1A			4	2.A FE	2,887,500	.91 4720	2,641,254	2,887,500	2,887,500	.0	.0	.0	.0	3.668	3.684	JAUO	19,417	105,913	11/06/2019	10/25/2049
26113*-AA-7	DYAL CAPITAL PRTRNS IV ISSR B SENIOR SECURED NOTES			1	1.F PL	1,400,000	.90 5150	1,267,215	1,400,000	1,400,000	.0	.0	.0	.0	3.650	3.648	FA	18,311	51,100	02/22/2021	02/22/2041
26113*-AA-5	DYAL CAPITAL PRTRNS IV ISSR A SENIOR SECURED NOTES			1	1.F PL	2,600,000	.90 5150	2,353,399	2,600,000	2,600,000	.0	.0	.0	.0	3.650	3.648	FA	34,006	94,900	02/22/2021	02/22/2041
26209X-AC-5	DRIVEN BRANDS FUNDING, LLC 2020-2A A2			4	2.C FE	1,458,750	.89 5220	1,305,902	1,458,750	1,458,750	.0	.0	.0	.0	3.237	3.250	JAUO	9,313	47,220	10/29/2020	01/20/2051
26746*-AA-2	DYAL CAPITAL PRTRNS III ISSR B SENIOR SECURED NOTES			1	1.G PL	729,863	.95 0070	693,425	729,863	729,863	.0	.0	.0	.0	4.400	4.398	JD	1,427	32,114	06/23/2020	06/15/2030
26746*-AA-0	DYAL CAPITAL PRTRNS III ISSR A SENIOR SECURED NOTES			1	1.G PL	1,270,137	.95 0070	1,206,725	1,270,137	1,270,137	.0	.0	.0	.0	4.400	4.398	JD	2,484	55,886	06/23/2020	06/15/2030
28416D-AB-6	ELARA HGV TIMESHARE ISSUER 2017-A B			4	1.F FE	216,116	.96 7820	209,224	216,181	216,181	.0	27	.0	.0	2.960	2.987	MON	107	6,399	10/17/2017	03/25/2030
28924A-AB-7	ELM TRUST 2020-4A A2			4	1.F FE	656,227	.94 9420	623,036	656,228	656,216	.0	(4)	.0	.0	2.286	2.296	MON	458	15,001	10/16/2020	10/20/2029
30168A-AD-4	EXETER AUTOMOBILE RECEIVABLES 2022-6A B				1.C FE	1,699,907	100.2040	1,703,468	1,700,000	1,699,877	.0	(22)	.0	.0	6.030	6.104	MON	4,556	104,219	11/30/2022	08/16/2027
31614C-AB-2	Fidelity Direct Landing Fund I				1.E FE	14,480,000	.99 7430	14,442,786	14,480,000	14,480,000	.0	.0	.0	.0	8.160	7.389		14,601	.0	12/21/2023	02/25/2027
33938M-AA-7	FLEXENTIAL ISSUER LLC 2021-1A A2				1.G FE	6,453,105	.89 9310	5,845,515	6,500,000	6,471,727	.0	9,121	.0	.0	3.250	3.432	MON	3,521	211,250	11/23/2021	11/27/2051
36157R-D9-3	GE CAPITAL MTG 1999-HE M				6.F FM	76,580	.84 6060	76,118	89,968	76,118	1,607	.0	.0	.0	6.705	8.401	MON	503	5,516	04/16/2010	04/25/2029
37959P-AC-1	GLOBAL SC FINANCE SRL 2020-2A A			4	1.F FE	643,336	.91 8270	590,980	643,580	643,409	.0	23	.0	.0	2.260	2.278	MON	566	14,545	09/23/2020	11/19/2040
411707-AK-8	CKE RESTAURANTS HOLDINGS INC 2021-1A A2				2.B FE	4,875,000	.82 8530	4,039,084	4,875,000	4,875,000	.0	.0	.0	.0	2.865	2.875	MJSD	4,268	139,669	06/17/2021	06/20/2051
42770Q-AA-0	HERO FUNDING TRUST 2014-2A A				1.A FE	251,390	.97 6050	251,537	251,562	251,459	.0	.9	.0	.0	3.990	3.999	MS	2,816	10,037	10/16/2014	09/21/2049
42771T-AA-3	HERO FUNDING TRUST 2015-3A A			4	1.A FE	614,156	.94 8570	582,610	614,198	614,158	.0	(1)	.0	.0	4.280	4.280	MON	803	26,854	11/18/2015	09/20/2041
42806M-BC-2	HERTZ VEHICLE FINANCING LLC 2022-4A B				1.F FE	1,999,732	.97 0480	1,940,960	2,000,000	1,999,829	.0	59	.0	.0	4.120	4.159	MON	1,373	82,400	03/25/2022	09/25/2026
44040J-AA-6	HORIZON AIRCRAFT FINANCE I LTD 2019-2 A			4	2.C FE	1,708,534	.78 9990	1,349,757	1,708,574	1,708,508	.0	(6)	.0	.0	3.425	3.449	MON	2,601	58,519	10/18/2019	11/15/2039
45783N-AA-5	INSTAR LEASING III LLC 2021-1A A				1.F FE	867,198	.87 5090	759,289	867,670	867,408	.0	74	.0	.0	2.300	2.320	MON	887	19,956	02/03/2021	02/15/2054
46616M-AA-8	HENDERSON RECEIVABLES LLC 2010-3A A			4	1.A FE	147,479	.99 5970	147,809	148,407	148,008	.0	46	.0	.0	3.820	3.922	MON	252	5,669	06/01/2011	12/15/2048
46651N-AA-2	JOL AIR 2019-1 A				2.A FE	1,314,942	.91 1120	1,198,071	1,314,944	1,314,885	.0	(11)	.0	.0	3.967	3.998	MON	2,318	52,164	05/17/2019	04/15/2044
50543L-AA-0	LABRADOR AVIATION FINANCE LTD 2016-1A A1			4	3.A FE	560,194	.85 5030	488,460	571,278	566,843	.0	1,006	.0	.0	4.300	4.746	MON	1,092	24,565	12/08/2016	01/15/2042
543190-AA-0	LONGTRAIN LEASING III LLC 2015-1A A1			4	1.F FE	1,617,971	.97 0990	1,611,704	1,659,857	1,656,601	.0	5,456	.0	.0	2.980	3.676	MON	2,198	49,464	06/30/2016	01/15/2045
55400V-AA-9	MVI OWNER TRUST 2022-2A A				1.A FE	3,464,129	102.7740	3,464,793	3,464,683	3,464,297	.0	.0	.0	.0	6.110	6.109	MON	6,468	239,918	10/25/2022	10/21/2041
57109R-AC-4	MARLETTE FUNDING TRUST 2023-3A C				1.G FE	3,499,967	101.4130	3,549,455	3,500,000	3,499,970	.0	4	.0	.0	7.060	7.160	MON	10,982	99,526	07/14/2023	09/15/2033
59549W-AA-1	MID STATE TRUST SERIES 11 A1			4	1.F FE	291,526	.98 3700	302,664	307,679	305,684	.0	788	.0	.0	4.864	5.451	MON	665	14,965	04/22/2010	07/15/2038
61033M-AB-0	MONROE CAPITAL INCOME PLUS ABS 2022-1A A				1.F FE	4,918,915	.92 7400	4,637,000	5,000,000	4,950,315	.0	17,676	.0	.0	4.050	4.490	JAUO	38,250	201,938	03/16/2022	03/30/2032
61034U-AC-9	MONROE CAPITAL MML CLO X LLC 2020-1A A2R				1.A FE	7,000,000	.92 7000	6,489,028	7,000,000	7,000,000	.0	.0	.0	.0	4.650	4.675	FIAN	37,071	325,500	04/22/2022	05/20/2034
62878Y-AA-2	NOTHING BUNDT CAKES 2021-1 A2				2.C FE	2,227,500	.90 0840	2,006,621	2,227,500	2,227,500	.0	.0	.0	.0	2.989	3.000	JAUO	11,282	66,580	07/16/2021	07/30/2051
62968Z-AA-3	NADG NIN OPERATING LP 2019-1 A			4	1.F FE	1,927,947	.95 7990	1,846,954	1,927,947	1,927,947	.0	.0	.0	.0	3.368	3.391	MON	541	64,933	11/21/2019	12/28/2049
64016N-AC-1	NEIGHBORLY ISSUER LLC 2022-1A A2				2.C FE	1,965,000	.85 7940	1,685,852	1,965,000	1,965,000	.0	.0	.0	.0	3.695	3.712	JAUO	12,303	72,607	01/11/2022	01/30/2052
67181D-AM-3	OAK STREET INVESTMENT GRADE NE 2021-2A A4				2.A FE	4,249,731	.69 5840	2,957,320	4,250,000	4,249,798	.0	35	.0	.0	3.240	3.263	MON	4,208	137,700	11/19/2021	11/20/2051
68269P-AA-5	ONEMAIN FINANCIAL ISSUANCE TRU 2022-3A A				1.A FE	3,999,718	100.3100	4,012,400	4,000,000	3,999,657	.0	(46)	.0	.0	5.940	6.013	MON	11,220	237,600	12/08/2022	05/15/2034
68504U-AB-7	ORANGE LAKE TIMESHARE TRUST 2019-A B			4	1.F FE	188,719	.96 7170	182,548	188,745	188,728	.0	2	.0	.0	3.360	3.386	MON	388	6,342	05/21/2019	04/09/2038
72703P-AC-7	PLANET FITNESS MASTER ISSUER 2019-1A A2			4	2.B FE	1,920,000	.88 3490	1,696,301	1,920,000	1,920,000	.0	.0	.0	.0	3.858	3.876	MJSD	5,350	74,074	11/20/2019	12/05/2049
72703P-AE-3	PLANET FITNESS MASTER ISSUER 2022-1A A2I				2.B FE	2,947,500	.86 0090	2,535,115	2,947,500	2,947,500	.0	.0	.0	.0	4.008	4.027	MJSD	8,532	118,136	01/25/2022	12/05/2051

E10.20

ANNUAL STATEMENT FOR THE YEAR 2023 OF AUGUSTAR LIFE ASSURANCE CORPORATION

SCHEDULE D - PART 1

Showing All Long-Term BONDS Owned December 31 of Current Year

1	2	Codes			6	7	Fair Value		10	11	Change in Book/Adjusted Carrying Value				Interest					Dates	
		3	4	5			8	9			12	13	14	15	16	17	18	19	20	21	22
CUSIP Identification	Description	C o d e	F o r e i g n	B o n d C h a r	NAIC Designation, NAIC Designation Modifier and SVO Administrative Symbol	Actual Cost	Rate Used to Obtain Fair Value	Fair Value	Par Value	Book/ Adjusted Carrying Value	Unrealized Valuation Increase/ (Decrease)	Current Year's (Amor-tization)/ Accretion	Current Year's Other-Than-Temporary Impairment Recognized	Total Foreign Exchange Change in Book/ Adjusted Carrying Value	Rate of	Effective Rate of	When Paid	Admitted Amount Due and Accrued	Amount Received During Year	Acquired	Stated Contractual Maturity Date
73316P-HP-8	POPULAR ABS MORTGAGE PASS-THRO 2005-D A5			4	1.A FM	148,057	.98	154,061	156,818	154,273	.0	(491)	.0	.0	3.526	4.489	MON	461	5,528	11/18/2005	01/25/2036
76112B-EN-6	RESIDENTIAL ASSET MTG PRODUCTS 2004-SP3 A14			4	1.A FM	115,902	.98	114,571	115,903	115,453	.0	.0	.0	.0	5.743	5.778	MON	555	6,652	11/05/2004	09/25/2034
78449G-AB-5	SMB PRIVATE EDUCATION LOAN TRU 2016-B A2A			4	1.A FE	144,956	.97	141,343	144,962	144,957	.0	.0	.0	.0	2.430	2.442	MON	157	3,523	07/13/2016	02/17/2032
80556A-PA-3	SAXON ASSET SECURITIES TRUST 2003-3 AF5			4	1.A FM	877,920	.94	831,943	877,920	877,920	.0	.0	.0	.0	4.178	4.196	MON	3,057	37,295	09/04/2003	12/25/2033
817743-AA-5	SERVPRO MASTER ISSUER, LLC 2019-1A A2			4	2.C FE	2,880,000	.94	2,716,675	2,880,000	2,880,000	.0	.0	.0	.0	3.882	3.900	JAJU	20,497	111,802	09/17/2019	10/25/2049
81783R-AA-1	SETTLEMENT FEE FINANCE LLC 2013-1A A			4	1.F FE	196,868	.97	191,426	196,868	196,868	.0	.0	.0	.0	3.980	3.999	JAJU	1,436	7,835	11/15/2013	01/25/2044
82650B-AB-2	SIERRA RECEIVABLES FUNDING CO 2023-2A B			4	1.F FE	1,384,399	101	1,409,119	1,384,721	1,384,400	.0	.1	.0	.0	6.280	6.368	MON	2,657	36,234	07/11/2023	04/20/2040
826525-AB-3	SIERRA RECEIVABLES FUNDING CO 2020-2A B			4	1.F FE	197,283	.95	189,110	197,335	197,308	.0	.5	.0	.0	2.320	2.336	MON	140	4,578	08/03/2020	07/20/2037
826525-AC-1	SIERRA RECEIVABLES FUNDING CO 2020-2A C			4	2.B FE	197,311	.96	189,691	197,335	197,319	.0	.1	.0	.0	3.510	3.537	MON	212	6,926	08/03/2020	07/20/2037
83438L-AA-9	SOLRR AIRCRAFT 2021-1 LIMITED 2021-1 A			4	1.E FE	1,782,523	.86	1,540,596	1,782,561	1,782,509	.0	(6)	.0	.0	2.636	2.650	MON	2,088	46,988	11/05/2021	10/15/2046
83546D-AG-3	SONIC CAPITAL LLC 2020-1A A21			4	2.B FE	1,933,333	.94	1,829,204	1,933,333	1,933,333	.0	.0	.0	.0	3.845	3.875	MON	2,271	74,337	01/15/2020	01/20/2050
86365L-AB-7	STRUCTURED RECEIVABLES FINANCE 2010-B B			4	1.B FE	1,857,376	102	1,844,461	1,800,001	1,812,392	.0	(3,240)	.0	.0	7.970	7.717	MON	6,376	143,460	02/08/2012	08/15/2036
88315L-AE-8	TEXTAINER MARINE CONTAINERS 2020-1A A			4	1.F FE	628,212	.93	434,940	628,319	627,905	.0	(90)	.0	.0	2.730	2.714	MON	1,429	17,153	08/04/2020	08/21/2045
88315L-AR-9	TEXTAINER MARINE CONTAINERS 2021-2A B			4	2.B FE	1,572,771	.87	1,377,029	1,573,333	1,572,892	.0	43	.0	.0	2.820	2.843	MON	1,356	44,368	03/24/2021	04/20/2046
89656C-AA-1	TRINITY RAIL LEASING LP 2010-1A A			4	1.F FE	981,625	.97	515,150	981,625	981,625	.0	.0	.0	.0	5.194	5.250	MON	2,124	50,986	10/18/2010	10/16/2040
89657B-AC-8	TRINITY RAIL LEASING 2019 LLC 2019-2A A2			4	1.F FE	1,998,895	.93	1,872,720	2,000,000	1,999,330	.0	109	.0	.0	3.100	3.127	MON	2,411	62,000	10/08/2019	10/18/2049
90263B-HE-1	UCFC HOME EQUITY LOAN 1998-D MF2			4	1.A FM	878,725	.96	864,000	1,009,292	878,725	.0	.0	.0	.0	7.750	11.938	MON	6,518	78,220	01/19/2000	04/15/2030
92243R-AC-8	VOP RRL ABS I LTD 2021-1A B			4	2.B FE	1,257,357	.92	1,162,459	1,257,357	1,257,357	.0	.0	.0	.0	2.848	2.855	JAJU	7,062	35,810	07/28/2021	10/20/2031
92257N-AA-4	VELOCITY COMMERCIAL CAPITAL LO 2019-2 A			4	1.A FE	587,803	.93	617,000	587,859	586,881	.0	(98)	.0	.0	3.130	3.110	MON	1,533	18,400	07/17/2019	07/25/2049
92259H-AG-2	VELOCITY COMMERCIAL CAPITAL LO 2023-A M2			4	1.G FE	752,971	103	846,000	781,940	752,981	.0	(114)	.0	.0	9.080	9.077	MON	5,698	11,395	10/31/2023	11/25/2053
94354K-AA-8	WAVE USA 2019-1 A			4	2.A FE	1,417,194	.84	1,020,523	1,417,192	1,190,523	.0	.0	.0	.0	3.597	3.624	MON	2,266	50,979	09/30/2019	09/15/2044
95058X-AL-2	WENDYS FUNDING LLC 2021-1A A211			4	2.B FE	4,387,496	.83	3,674,396	4,387,496	4,387,496	.0	.0	.0	.0	2.775	2.784	MJSD	5,411	121,753	06/15/2021	06/15/2051
97064F-AA-3	WILLIS ENGINE SECURITIZATION T 2020-A A			4	1.F FE	1,590,782	.90	1,437,881	1,590,805	1,590,771	.0	.0	.0	.0	3.228	3.249	MON	2,282	51,351	02/18/2020	03/15/2045
97064G-AA-1	WILLIS ENGINE SECURITIZATION T 2021-A A			4	1.F FE	1,816,032	.80	1,598,000	1,816,126	1,816,036	.0	.3	.0	.0	3.104	3.124	MON	2,505	56,373	05/07/2021	05/15/2046
974153-AB-4	WINGSTOP FUNDING LLC 2020-1A A2			4	2.B FE	985,000	.90	270,000	985,000	985,000	.0	.0	.0	.0	2.841	2.850	MJSD	2,021	27,984	10/09/2020	12/05/2050
97988M-AN-3	WOODMONT TRUST 2021-BA B2			4	1.C FE	4,999,946	.85	5,000,000	4,999,972	4,999,972	.0	(14)	.0	.0	3.357	3.371	JAJU	34,036	167,850	12/10/2021	01/18/2034
98920M-AA-0	ZAXBY'S FUNDING LLC 2021-1A A2			4	2.B FE	4,398,750	.87	3,037,000	4,398,750	4,398,750	.0	.0	.0	.0	3.238	3.249	JAJU	24,134	142,432	05/27/2021	07/30/2051
03290A-AB-6	ANCHORAGE CREDIT FUNDING LTD 2021-13A B			D	1.D FE	4,000,000	.87	1,380,000	4,000,000	4,000,000	.0	.0	.0	.0	3.225	3.236	JAJU	22,933	129,000	05/25/2021	07/27/2039
06759M-AJ-0	BABSON CLO LTD 2016-1A B2R			D	1.A FE	3,000,000	.96	2,540,000	3,000,000	3,000,000	.0	.0	.0	.0	4.580	4.606	JAJU	25,953	137,400	07/25/2018	07/23/2030
06760B-AG-7	BABSON CLO LTD 2017-1A B2			D	1.A FE	4,999,913	.95	2,200,000	5,000,000	4,999,259	.0	(67)	.0	.0	3.642	3.656	JAJU	36,926	182,100	06/23/2017	07/18/2029
092913-AQ-5	BLACKROCK ELBERT CLO V, LLC 5A AFR			D	1.A FE	3,000,000	.94	2,271,000	3,000,000	3,000,000	.0	.0	.0	.0	4.480	4.504	MJSD	5,973	134,400	04/22/2022	06/15/2034
10948V-AS-4	BRIGHTWOOD CAPITAL MI CLO LTD, 2020-1A B2R			D	1.C FE	1,500,000	.99	1,310,000	1,500,000	1,500,000	.0	.0	.0	.0	7.802	7.876	JAJU	24,706	89,398	12/21/2022	01/15/2031
10948V-BA-2	BRIGHTWOOD CAPITAL MI CLO LTD, 2020-1A A2R			D	1.A FE	2,145,998	100	1,407,000	2,145,998	2,145,998	.0	.0	.0	.0	7.471	7.527	JAJU	33,847	122,472	12/21/2022	01/15/2031
15186A-AE-1	CENTERBRIDGE CREDIT FUNDING LT 2021-2A B			D	1.D FE	5,000,000	.78	555,000	5,000,000	5,000,000	.0	.0	.0	.0	3.350	3.363	JAJU	30,708	167,500	12/21/2021	01/25/2040
17150E-AC-5	CHURCHILL MIDDLE MARKET CLO LT 2023-1A AF			D	1.A FE	3,000,000	.99	913,000	3,000,000	3,000,000	.0	.0	.0	.0	6.950	6.999	JAJU	44,017	101,354	03/16/2023	10/01/2032
24460X-AA-0	DEERPATH CAPITAL CLO LTD 2021-2A A2			D	1.A FE	5,000,000	.88	718,000	5,000,000	5,000,000	.0	.0	.0	.0	2.950	2.949	JAJU	31,139	147,500	12/06/2021	01/15/2034
26252E-AL-3	DRYDEN SENIOR LOAN FUND 2018-70A A2B CLO			D	1.A FE	2,000,000	.88	1,570,000	2,000,000	2,000,000	.0	.0	.0	.0	2.250	2.255	JAJU	9,375	45,000	12/07/2018	01/16/2032
38137P-BC-3	GOLDENTREE LOAN OPPORTUNITIES 2015-10A C2R2			D	1.F FE	1,000,000	.83	256,000	1,000,000	1,000,000	.0	.0	.0	.0	3.050	3.062	JAJU	6,015	30,500	09/10/2020	07/20/2031
38172H-AJ-3	GOLUB CAPITAL PARTNERS CLO LTD 2019-45A B2			D	1.C FE	2,000,000	.90	520,000	2,000,000	2,000,000	.0	.0	.0	.0	4.000	4.019	JAJU	10,719	80,000	08/22/2019	10/20/2031
38178M-AA-5	GOLUB CAPITAL PARTNERS ABS FUN 2019-1 AR			D	1.F FE	4,000,000	.91	3,670,000	4,000,000	4,000,000	.0	.0	.0	.0	3.100	3.111	JAJU	24,456	124,000	06/03/2021	07/20/2030
38179G-AG-4	GOLUB CAPITAL PARTNERS CLO LTD 2021-59A B2			D	1.C FE	2,999,954	.84	635,000	3,000,000	2,999,923	.0	(26)	.0	.0	3.219	3.231	JAJU	19,046	96,570	12/15/2021	01/20/2034
45605P-AA-0	INDUSTRIAL DPR FUNDING LTD 2016-1A 3			D	2.B FE	799,106	.96	620,000	799,106	799,106	.0	.0	.0	.0	5.235	5.268	JAJU	8,831	41,833	05/05/2016	04/15/2026
46604R-AE-3	IVY HILL MIDDLE MARKET CREDIT 21A C			D	1.F FE	2,750,000	.99	2,498,824	2,750,000	2,750,000	.0	.0	.0	.0	9.521	9.591	JAJU	99,640	0	07/19/2023	07/18/2035
69120J-AF-5	OIL ROCK CLO V LLC 2020-5A C2			D	1.F FE	3,250,000	.86	497,000	3,250,000	3,250,000	.0	.0	.0	.0	5.100	5.131	JAJU	32,690	165,750	03/21/2022	04/20/2034
69355D-AN-7	PPM CLO, LTD 2018-1A B1R			D	1.B FE	3,000,000	.87	626,000	3,000,000	3,000,000	.0	.0	.0	.0	2.312	2.318	JAJU	14,641	69,351	09/15/2020	07/15/2031

E10.21

ANNUAL STATEMENT FOR THE YEAR 2023 OF AUGUSTAR LIFE ASSURANCE CORPORATION

SCHEDULE D - PART 1

Showing All Long-Term BONDS Owned December 31 of Current Year

1	2	Codes			6	7	Fair Value		10	11	Change in Book/Adjusted Carrying Value				Interest					Dates	
		3	4	5			8	9			12	13	14	15	16	17	18	19	20	21	22
CUSIP Identification	Description	C o d e	F o r e i g n	B o n d C h a r	NAIC Designation, NAIC Designation Modifier and SVO Administrative Symbol	Actual Cost	Rate Used to Obtain Fair Value	Fair Value	Par Value	Book/ Adjusted Carrying Value	Unrealized Valuation Increase/ (Decrease)	Current Year's (Amortization)/ Accretion	Current Year's Other-Than-Temporary Impairment Recognized	Total Foreign Exchange Change in Book/ Adjusted Carrying Value	Rate of	Effective Rate of	When Paid	Admitted Amount Due and Accrued	Amount Received During Year	Acquired	Stated Contractual Maturity Date
92917N-AQ-1	VOYA QLO LTD 2019-1A C2R	D	4		1.F FE	3,000,000	83.3800	2,501,412	3,000,000	3,000,000	0	0	0	0	3.460	3.475	JAJJ	21,913	103,800	02/07/2020	04/15/2031
97989W-AC-5	WOODMONT TRUST 2020-7A A1B	C	4		1.A FE	1,000,000	94.5140	945,141	1,000,000	1,000,000	0	0	0	0	2.274	2.280	JAJJ	4,800	22,736	11/20/2020	01/15/2032
1049999999. Subtotal - Bonds - Industrial and Miscellaneous (Unaffiliated) - Other Loan-Backed and Structured Securities						237,944,221	XXX	220,164,909	238,573,857	238,117,362	1,607	101,477	0	0	XXX	XXX	XXX	1,200,593	8,588,080	XXX	XXX
1109999999. Total - Industrial and Miscellaneous (Unaffiliated) Bonds						1,715,701,955	XXX	1,518,777,154	1,690,740,739	1,712,401,237	(26,543)	(736,885)	21,536	0	XXX	XXX	XXX	15,251,626	65,727,755	XXX	XXX
25746U-BY-4	DOMINION ENERGY INC		2		2.C FE	2,000,000	98.7160	1,974,320	2,000,000	2,000,000	0	0	0	0	5.750	5.750	AO	28,750	115,000	09/24/2014	10/01/2054
1219999999. Subtotal - Bonds - Hybrid Securities - Issuer Obligations						2,000,000	XXX	1,974,320	2,000,000	2,000,000	0	0	0	0	XXX	XXX	XXX	28,750	115,000	XXX	XXX
1309999999. Total - Hybrid Securities						2,000,000	XXX	1,974,320	2,000,000	2,000,000	0	0	0	0	XXX	XXX	XXX	28,750	115,000	XXX	XXX
1509999999. Total - Parent, Subsidiaries and Affiliates Bonds						0	XXX	0	0	0	0	0	0	0	XXX	XXX	XXX	0	0	XXX	XXX
1909999999. Subtotal - Bonds - Unaffiliated Bank Loans						0	XXX	0	0	0	0	0	0	0	XXX	XXX	XXX	0	0	XXX	XXX
2419999999. Total - Issuer Obligations						1,663,365,172	XXX	1,458,359,506	1,636,546,702	1,659,126,905	0	(987,213)	0	0	XXX	XXX	XXX	16,051,540	63,450,621	XXX	XXX
2429999999. Total - Residential Mortgage-Backed Securities						109,131,280	XXX	108,749,829	112,568,774	109,110,075	(28,150)	116,181	21,536	0	XXX	XXX	XXX	416,888	1,892,330	XXX	XXX
2439999999. Total - Commercial Mortgage-Backed Securities						34,720,750	XXX	31,285,293	33,967,584	34,453,486	0	(17,855)	0	0	XXX	XXX	XXX	108,271	1,295,367	XXX	XXX
2449999999. Total - Other Loan-Backed and Structured Securities						242,944,221	XXX	225,027,909	243,573,857	243,117,362	1,607	101,477	0	0	XXX	XXX	XXX	1,289,656	8,844,580	XXX	XXX
2459999999. Total - SVO Identified Funds						0	XXX	0	0	0	0	0	0	0	XXX	XXX	XXX	0	0	XXX	XXX
2469999999. Total - Affiliated Bank Loans						0	XXX	0	0	0	0	0	0	0	XXX	XXX	XXX	0	0	XXX	XXX
2479999999. Total - Unaffiliated Bank Loans						0	XXX	0	0	0	0	0	0	0	XXX	XXX	XXX	0	0	XXX	XXX
2489999999. Total - Unaffiliated Certificates of Deposit						0	XXX	0	0	0	0	0	0	0	XXX	XXX	XXX	0	0	XXX	XXX
2509999999 - Total Bonds						2,050,161,423	XXX	1,823,422,537	2,026,656,917	2,045,807,828	(26,543)	(787,410)	21,536	0	XXX	XXX	XXX	17,866,355	75,482,898	XXX	XXX

1. Line Book/Adjusted Carrying Value by NAIC Designation Category Footnote:

Number	1A	1B	1C	1D	1E	1F	1G
	202,209,023	46,026,874	70,531,623	126,893,413	145,453,067	228,738,390	259,012,081
	251,988,170	459,269,336	211,897,671				
	16,066,206	7,457,556	12,002,495				
	998,077	4,344,453	451,731				
	1,951,679	250,000					
	265,983						

E10.22

ANNUAL STATEMENT FOR THE YEAR 2023 OF AUGUSTAR LIFE ASSURANCE CORPORATION

SCHEDULE D - PART 2 - SECTION 1

Showing All PREFERRED STOCKS Owned December 31 of Current Year

1 CUSIP Identification	2 Description	Codes		5 Number of Shares	6 Par Value Per Share	7 Rate Per Share	8 Book/Adjusted Carrying Value	Fair Value		11 Actual Cost	Dividends			Change in Book/Adjusted Carrying Value				20 NAIC Designation, NAIC Designation Modifier and SVO Administrative Symbol	21 Date Acquired		
		3 Code	4 Foreign					9 Rate Per Share Used to Obtain Fair Value	10 Fair Value		12 Declared but Unpaid	13 Amount Received During Year	14 Nonadmitted Declared But Unpaid	15 Unrealized Valuation Increase/ (Decrease)	16 Current Year's (Amortization)/ Accretion	17 Current Year's Other-Than-Temporary Impairment Recognized	18 Total Change in Book/Adjusted Carrying Value (15 + 16 - 17)			19 Total Foreign Exchange Change in Book/Adjusted Carrying Value	
74460W-55-2	PUBLIC STORAGE PREFERRED			80,000,000	25.00	0.000	1,711,200	21.390	1,711,200	2,000,000	0	92,499	0	182,400	0	0	182,400	0	2.A FE	06/08/2020	
4019999999. Subtotal - Preferred Stock - Industrial and Miscellaneous (Unaffiliated) Perpetual Preferred							1,711,200	XXX	1,711,200	2,000,000	0	92,499	0	182,400	0	0	182,400	0	XXX	XXX	
04014F-4*-0	ARES DYNAMIC PFD 3.03% SERIES C			160,000,000	25.00	0.000	4,000,000	21.867	3,498,720	4,000,000	0	121,200	0	0	0	0	0	0	1.F PL	09/15/2021	
143106-3*-1	CARLYLE TACTICAL PVT CREDIT FUND SERIES B			80,000,000	25.00	0.000	2,000,000	22.763	1,821,040	2,000,000	0	78,000	0	0	0	0	0	0	1.G PL	05/11/2022	
17260G-4*-9	CIGNA ARES PFD 3.07% SERIES C			360,000,000	25.00	0.000	9,000,000	21.883	7,877,880	9,000,000	0	276,300	0	0	0	0	0	0	1.F PL	09/30/2021	
4029999999. Subtotal - Preferred Stock - Industrial and Miscellaneous (Unaffiliated) Redeemable Preferred							15,000,000	XXX	13,197,640	15,000,000	0	475,500	0	0	0	0	0	0	0	XXX	XXX
4109999999. Total - Preferred Stock - Industrial and Miscellaneous (Unaffiliated)							16,711,200	XXX	14,908,840	17,000,000	0	567,999	0	182,400	0	0	182,400	0	0	XXX	XXX
4409999999. Total - Preferred Stock - Parent, Subsidiaries and Affiliates							0	XXX	0	0	0	0	0	0	0	0	0	0	0	XXX	XXX
4509999999 - Total Preferred Stocks							16,711,200	XXX	14,908,840	17,000,000	0	567,999	0	182,400	0	0	182,400	0	0	XXX	XXX

1. Line Book/Adjusted Carrying Value by NAIC Designation Category Footnote:
 Number
 1A 1A ..\$0 1B ..\$0 1C ..\$0 1D ..\$0 1E ..\$0 1F ..\$13,000,000 1G ..\$2,000,000
 1B 2A ..\$1,711,200 2B ..\$0 2C ..\$0
 1C 3A ..\$0 3B ..\$0 3C ..\$0
 1D 4A ..\$0 4B ..\$0 4C ..\$0
 1E 5A ..\$0 5B ..\$0 5C ..\$0
 1F 6 ..\$0

E11

ANNUAL STATEMENT FOR THE YEAR 2023 OF AUGUSTAR LIFE ASSURANCE CORPORATION

SCHEDULE D - PART 2 - SECTION 2

Showing All COMMON STOCKS Owned December 31 of Current Year

1	2	Codes		5	6	Fair Value		9	Dividends			Change in Book/Adjusted Carrying Value				17	18
		3	4			7	8		10	11	12	13	14	15	16		
CUSIP Identi- fication	Description	Code	For- eign	Number of Shares	Book/ Adjusted Carrying Value	Rate Per Share Used to Obtain Fair Value	Fair Value	Actual Cost	Declared but Unpaid	Amount Received During Year	Nonadmitted Declared But Unpaid	Unrealized Valuation Increase/ (Decrease)	Current Year's Other-Than- Temporary Impairment Recognized	Total Change in Book/Adjusted Carrying Value (13 - 14)	Total Foreign Exchange Change in Book/Adjusted Carrying Value	Date Acquired	NAIC Design- ation, NAIC Design- ation Modifier and SVO Admini- strative Symbol
RIESEL HOLDCO LLC				583,333.000	250,833	0.430	250,833	438,889	0	0	0	(188,056)	0	(188,056)	0	12/15/2022	
FEDERAL HOME LOAN BANK - CINTI				180,751.000	18,075.100	100.000	18,075.100	18,075.100	0	1,115,497	0	0	0	0	0	12/22/2023	
502999999. Subtotal - Common Stock - Industrial and Miscellaneous (Unaffiliated)					18,325.933	XXX	18,325.933	18,513,989	0	1,115,497	0	(188,056)	0	(188,056)	0	XXX	XXX
510999999. Total - Common Stock - Industrial and Miscellaneous (Unaffiliated)					18,325.933	XXX	18,325.933	18,513,989	0	1,115,497	0	(188,056)	0	(188,056)	0	XXX	XXX
540999999. Total - Common Stocks - Mutual Funds					0	XXX	0	0	0	0	0	0	0	0	0	XXX	XXX
560999999. Total - Common Stocks - Unit Investment Trusts					0	XXX	0	0	0	0	0	0	0	0	0	XXX	XXX
580999999. Total - Common Stocks - Closed-End Funds					0	XXX	0	0	0	0	0	0	0	0	0	XXX	XXX
597999999. Total - Common Stocks - Parent, Subsidiaries and Affiliates					0	XXX	0	0	0	0	0	0	0	0	0	XXX	XXX
598999999 - Total Common Stocks					18,325.933	XXX	18,325.933	18,513,989	0	1,115,497	0	(188,056)	0	(188,056)	0	XXX	XXX
599999999 - Total Preferred and Common Stocks					35,037.133	XXX	33,234,773	35,513,989	0	1,683,496	0	(5,656)	0	(5,656)	0	XXX	XXX

1. Line Book/Adjusted Carrying Value by NAIC Designation Category Footnote:
 Number
 1A 1A ..\$0 1B ..\$0 1C ..\$0 1D ..\$0 1E ..\$0 1F ..\$0 1G ..\$0
 1B 2A ..\$0 2B ..\$0 2C ..\$0
 1C 3A ..\$0 3B ..\$0 3C ..\$0
 1D 4A ..\$0 4B ..\$0 4C ..\$0
 1E 5A ..\$0 5B ..\$0 5C ..\$0
 1F 6 ..\$0

E12

ANNUAL STATEMENT FOR THE YEAR 2023 OF AUGUSTAR LIFE ASSURANCE CORPORATION

SCHEDULE D - PART 3

Showing All Long-Term Bonds and Stocks ACQUIRED During Current Year

1	2	3	4	5	6	7	8	9
CUSIP Identification	Description	Foreign	Date Acquired	Name of Vendor	Number of Shares of Stock	Actual Cost	Par Value	Paid for Accrued Interest and Dividends
38383H-CD-9	GOVERNMENT NATIONAL MORTGAGE A 2022-205 UA 5.000% 05/20/52		12/11/2023	Nomura Securities		28,407,895	28,877,148	52,139
38383V-MS-4	GNMA 2023-35 DA 4.500% 02/20/52		11/13/2023	Santander		9,324,465	9,934,505	18,627
91282C-FV-8	US TREASURY N/B 4.125% 11/15/32		10/23/2023	Incapital		217,602	230,000	4,177
0109999999 Subtotal - Bonds - U.S. Governments						37,949,962	39,041,653	74,943
57587G-TM-7	MASSACHUSETTS ST HSG FIN AGY H 5.916% 12/01/47		06/27/2023	Incapital		4,514,738	4,410,000	20,292
59465P-CD-8	MICHIGAN ST HSG DEV AUTH RENTA 3.058% 10/01/46		08/17/2023	Incapital		366,155	541,449	6,439
60416T-RS-9	MINNESOTA ST HSG FIN AGY 4.707% 07/01/41		07/06/2023	Incapital		1,351,350	1,485,000	1,747
88271H-FL-8	TEXAS ST AFFORDABLE HSG CORP 2013A 2.700% 09/01/41		03/01/2023	Direct		43,615	43,615	0
0509999999 Subtotal - Bonds - U.S. States, Territories and Possessions						6,275,858	6,480,064	28,478
31368M-OB-7	FANNIE MAE 2022-17 N 3.500% 11/25/48		09/25/2023	Bank of America		9,677,301	10,653,604	27,966
31368M-ZV-7	FANNIE MAE 2022-22 P 4.500% 05/25/51		10/30/2023	Bank of America		14,547,275	15,550,787	1,944
3137H9-64-5	FREDDIE MAC 5271 GV 5.500% 09/25/33		10/06/2023	Morgan Stanley Dean Witter		9,010,485	9,188,492	15,442
0909999999 Subtotal - Bonds - U.S. Special Revenues						33,235,041	35,392,883	45,352
006346-AW-0	ADAMS OUTDOOR ADVERTISING 2023-1 A2 6.967% 07/15/53		07/19/2023	Barclays		1,999,920	2,000,000	0
05377R-HN-7	AESOP FUNDING II LLC 2023-8A B 6.660% 02/20/30		09/12/2023	Bank of America		2,999,753	3,000,000	0
09261H-BB-2	BLACKSTONE PRIVATE CREDIT FUND 144A 7.300% 11/27/28		11/16/2023	Citi Global Markets Inc.		1,976,960	2,000,000	0
09261W-AA-2	BLACKROCK DLF IX 2020-1 A-1 5.677% 07/21/30		04/27/2023	Direct		313,450	313,450	0
10806*-AD-7	BRIDGE INVESTMENT GROUP 6.100% 03/29/33		03/29/2023	Deutsche Bank Securities		3,000,000	3,000,000	0
186858-AV-4	CLIFFWATER CORPORATION Senior Secured Notes 7.400% 01/20/34		12/19/2023	MUFJ Securiites		3,000,000	3,000,000	0
225740-AA-7	CRESCENT DIRECT LENDING FD III NOTE 5.000% 01/29/31		08/04/2023	Direct		846,358	846,358	0
225740-AA-7	CRESCENT DIRECT LENDING FD III NOTE 5.000% 01/29/31		11/01/2023	Interest Capitalization		64,234	64,234	0
23345W-AC-9	DT AUTO OWNER TRUST 2023-3A C 6.400% 05/15/29		07/11/2023	Citi Global Markets Inc.		3,799,270	3,800,000	0
24703D-BF-7	DELL INT LLC / EMC CORP 3.375% 12/15/41		10/02/2023	Tax Free Exchange		3,020,787	3,000,000	0
247156-AZ-7	DELOITTE LLP 5.320% 05/30/38		05/31/2023	US Bancorp		3,000,000	3,000,000	0
31614C-AB-2	Fidelity Direct Lending Fund I 8.160% 02/25/27		12/21/2023	J P Morgan & Co		14,480,000	14,480,000	0
36270G-AE-1	GS MORTGAGE SECURITIES TRUST 2023-SHIP C 5.505% 09/06/26		08/04/2023	Goldman Sachs & Co		1,915,397	2,000,000	6,953
37045X-ED-4	GENERAL MOTORS FINL CO 6.400% 01/09/33		01/04/2023	Deutsche Bank Securities		4,984,700	5,000,000	0
404119-CS-6	HCA INC 4.375% 03/15/42		08/08/2023	Tax Free Exchange		1,002,358	1,000,000	0
44891A-CB-1	HYUNDAI CAPITAL SERVICES 144A 5.500% 03/30/26		03/28/2023	Barclays		1,992,760	2,000,000	0
46331F-AA-7	IRONWOOD CAPITAL PARTNERS V NOTE 5.000% 08/31/36		09/26/2023	Direct		921,698	921,698	0
46331F-AA-7	IRONWOOD CAPITAL PARTNERS V NOTE 5.000% 08/31/36		10/31/2023	Interest Capitalization		26,708	26,708	0
527298-BU-6	LEVEL 3 FINANCING INC 144A 10.500% 05/15/30		03/31/2023	Tax Free Exchange		3,149,005	2,875,000	0
57109R-AC-4	MARLETTE FUNDING TRUST 2023-3A C 7.060% 09/15/33		07/14/2023	J P Morgan & Co		3,499,967	3,500,000	0
693475-BP-9	PNC FINANCIAL SERVICES GROUP 6.250% Perpet.		02/02/2023	Bank of America		2,000,000	2,000,000	0
694378-AA-4	PRICEWATERHOUSECOOPERS LLP		06/30/2023	Tax Free Exchange		5,000,000	5,000,000	88,083
709599-BT-0	PENSKE TRUCK LEASING 144A 5.550% 05/01/28		03/27/2023	J P Morgan & Co		1,990,840	2,000,000	0
718547-AH-5	PHILLIPS 66 3.750% 03/01/28		05/02/2023	Tax Free Exchange		1,012,556	1,000,000	0
718547-AK-8	PHILLIPS 66 3.150% 12/15/29		05/02/2023	Tax Free Exchange		1,021,293	1,000,000	0
72305*-AA-9	PineBridge Private Credit III Note A 3.250% 08/31/32		12/04/2023	Direct		2,309,561	2,309,561	0
72305*-AB-7	PineBridge Private Credit III Note B 4.750% 08/31/32		12/04/2023	Direct		1,049,732	1,049,732	0
78355H-KW-8	RYDER SYSTEM INC 5.250% 06/01/28		05/10/2023	Wells Fargo Securities		1,997,420	2,000,000	0
808513-CJ-2	CHARLES SCHWAB CORP 6.196% 11/17/29		11/15/2023	Citi Global Markets Inc.		2,000,000	2,000,000	0
82650B-AB-2	SIERRA RECEIVABLES FUNDING CO 2023-2A B 6.280% 04/20/40		07/11/2023	Deutsche Bank Securities		1,384,399	1,384,721	0
876030-AB-3	TAPESTRY INC 7.050% 11/27/25		11/15/2023	Morgan Stanley Dean Witter		998,900	1,000,000	0
89788M-AQ-5	TRUIST FINANCIAL CORP 7.161% 10/30/29		10/25/2023	Suntrust		3,000,000	3,000,000	0
92259H-AG-2	VELOCITY COMMERCIAL CAPITAL LO 2023-4 M2 9.080% 11/25/53		10/31/2023	Citi Global Markets Inc.		752,971	752,981	6,647
95000U-3G-6	WELLS FARGO & COMPANY 6.303% 10/23/29		10/16/2023	Wells Fargo Securities		2,000,000	2,000,000	0
067901-AA-6	BARRICK GOLD CORP 5.800% 11/15/34	A.	04/19/2023	Barclays		2,029,720	2,000,000	50,267
13648T-AF-4	CANADIAN PACIFIC RAILWAY 4.700% 05/01/48	A.	04/19/2023	Tax Free Exchange		2,996,919	3,000,000	0
13648T-AG-2	CANADIAN PACIFIC RAILWAY 3.500% 05/01/50	A.	04/19/2023	Tax Free Exchange		2,045,004	2,000,000	0
67077M-AR-9	NUTRIEN LTD 4.900% 06/01/43	A.	10/02/2023	Mesirow Financial		2,886,694	3,545,000	59,349
073096-B*-9	BAYPORT POLYMERS LLC SR UNSEC NOTES SER D 5.150% 02/15/35	D.	02/15/2023	Citi		3,000,000	3,000,000	0
17150E-AC-5	CHURCHILL MIDDLE MARKET QLO LT 2023-1A AF 6.950% 10/01/32	D.	09/16/2023	Natixis Securities		3,000,000	3,000,000	0
22550L-2C-4	CREDIT SUISSE NEW YORK 2.950% 04/09/25	D.	01/04/2023	Goldman Sachs & Co		1,296,914	1,296,914	9,239
22550L-2L-4	CREDIT SUISSE NEW YORK 7.950% 01/09/25	D.	01/04/2023	Credit Suisse		998,000	1,000,000	0
29660N-AC-3	FC BARCELONA ESPAI BARCO FONDO 7.060% 06/30/32	D.	05/30/2023	Goldman Sachs & Co		2,000,000	2,000,000	0

ANNUAL STATEMENT FOR THE YEAR 2023 OF AUGUSTAR LIFE ASSURANCE CORPORATION

SCHEDULE D - PART 3

Showing All Long-Term Bonds and Stocks ACQUIRED During Current Year

1 CUSIP Identification	2 Description	3 Foreign	4 Date Acquired	5 Name of Vendor	6 Number of Shares of Stock	7 Actual Cost	8 Par Value	9 Paid for Accrued Interest and Dividends
46604R-AE-3	IVY HILL MIDDLE MARKET CREDIT 21A C 9.521% 07/18/35	D	07/19/2023	J P Morgan & Co		2,750,000	2,750,000	0
1109999999	Subtotal - Bonds - Industrial and Miscellaneous (Unaffiliated)					105,386,248	105,915,443	220,538
2509999997	Total - Bonds - Part 3					182,847,109	186,830,043	369,311
2509999998	Total - Bonds - Part 5					1,386,165	1,447,177	1,859
2509999999	Total - Bonds					184,233,274	188,277,220	371,170
4509999997	Total - Preferred Stocks - Part 3					0	XXX	0
4509999998	Total - Preferred Stocks - Part 5					0	XXX	0
4509999999	Total - Preferred Stocks					0	XXX	0
000000-00-0	FEDERAL HOME LOAN BANK - CINTI		12/22/2023	Direct	33,549,000	3,354,900		0
5029999999	Subtotal - Common Stocks - Industrial and Miscellaneous (Unaffiliated) Other					3,354,900	XXX	0
5989999997	Total - Common Stocks - Part 3					3,354,900	XXX	0
5989999998	Total - Common Stocks - Part 5					0	XXX	0
5989999999	Total - Common Stocks					3,354,900	XXX	0
5999999999	Total - Preferred and Common Stocks					3,354,900	XXX	0
6009999999	Totals					187,588,174	XXX	371,170

ANNUAL STATEMENT FOR THE YEAR 2023 OF AUGUSTAR LIFE ASSURANCE CORPORATION

SCHEDULE D - PART 4

Showing All Long-Term Bonds and Stocks SOLD, REDEEMED or Otherwise DISPOSED OF During Current Year

1	2	3	4	5	6	7	8	9	10	Change In Book/Adjusted Carrying Value					16	17	18	19	20	21
										11	12	13	14	15						
CUSIP Identification	Description	Foreign	Disposal Date	Name of Purchaser	Number of Shares of Stock	Consideration	Par Value	Actual Cost	Prior Year Book/ Adjusted Carrying Value	Unrealized Valuation Increase/ (Decrease)	Current Year's (Amortization)/ Accretion	Current Year's Other-Than-Temporary Impairment Recognized	Total Change in Book/ Adjusted Carrying Value (11+12-13)	Total Foreign Exchange Change in Book/ Adjusted Carrying Value	Book/ Adjusted Carrying Value at Disposal Date	Foreign Exchange Gain (Loss) on Disposal	Realized Gain (Loss) on Disposal	Total Gain (Loss) on Disposal	Bond Interest/ Stock Dividends Received During Year	Stated Contractual Maturity Date
36194S-PD-4	GN AU4920 GN AU4920 3.020% 09/15/41 GOVERNMENT NATIONAL MTG ASSOC GN AZ6147		12/15/2023	Paydown		128,429	128,429	130,797	129,745	0	(1,316)	0	(1,316)	0	128,429	0	0	0	2,112	09/15/2041
36197J-ZL-2	GN 3.940% 03/15/37		12/01/2023	Paydown		207,616	207,616	215,013	211,386	0	(3,769)	0	(3,769)	0	207,616	0	0	0	4,459	03/15/2037
36230T-B2-7	GN 758157 4.550% 05/15/38 CANTON LEASE FINANCE TRUST-GSA US GOVT LEASE BACKED CERT		12/01/2023	Paydown Redemption		212,505	212,505	236,412	228,770	0	(16,265)	0	(16,265)	0	212,505	0	0	0	5,276	05/15/2038
36235*-AB-7	GNMA 2008-80 IO 4.730% 06/15/30		12/15/2023	Paydown		166,948	166,948	166,948	166,948	0	0	0	0	0	166,948	0	0	0	4,308	06/15/2030
38373M-2F-6	GNMA 2011-92 C 3.725% 04/16/50		12/01/2023	Paydown		0	0	10,708	10,115	0	(10,115)	0	(10,115)	0	0	0	0	0	1,275	04/16/2050
38376G-2H-2	GNMA 2011-92 C 3.725% 04/16/52		12/01/2023	Paydown		42,839	42,839	42,022	42,552	0	287	0	287	0	42,839	0	0	0	870	04/16/2052
38377G-S7-5	GNMA 2010-89 PD 4.000% 07/20/40		12/01/2023	Paydown		149,977	149,977	158,414	150,910	0	(933)	0	(933)	0	149,977	0	0	0	3,046	07/20/2040
38377T-GE-5	GNMA 2011-2 HG 4.000% 01/20/41		12/01/2023	Paydown		140,146	140,146	156,525	145,575	0	(5,429)	0	(5,429)	0	140,146	0	0	0	3,327	01/20/2041
38377T-LL-3	GNMA 2011-3 QP 4.000% 06/20/40		09/01/2023	Paydown		108,460	108,460	120,662	108,681	0	(221)	0	(221)	0	108,460	0	0	0	1,765	06/20/2040
38377T-SC-6	GNMA 2011-30 BL 4.000% 06/20/40		05/01/2023	Paydown		144,710	144,710	154,478	144,793	0	(83)	0	(83)	0	144,710	0	0	0	1,239	06/20/2040
38378N-3J-0	GNMA 2014-67 DE 3.682% 11/16/46		12/01/2023	Paydown		421,203	421,203	418,373	420,372	0	831	0	831	0	421,203	0	0	0	10,704	11/16/2046
38378X-SU-6	GNMA 2014-150 C 3.400% 12/16/49		12/01/2023	Paydown Redemption		586,184	586,184	605,601	585,803	0	381	0	381	0	586,184	0	0	0	11,877	12/16/2049
38378X-SU-6	GNMA 2014-150 C 3.400% 12/16/49		08/01/2023	Redemption		71,711	71,711	74,086	71,664	0	47	0	47	0	71,711	0	0	0	7,163	12/16/2049
38378X-VL-2	GNMA 2014-155 VA 3.000% 03/16/37		12/01/2023	Paydown		226,677	226,677	231,919	227,998	0	(1,321)	0	(1,321)	0	226,677	0	0	0	3,701	03/16/2037
0109999999 Subtotal - Bonds - U.S. Governments						2,607,405	2,607,405	2,721,958	2,645,312	0	(37,906)	0	(37,906)	0	2,607,405	0	0	0	61,122	XXX
01026C-AD-3	ALABAMA ECON SETTLEMENT AUTH B 4.263% 09/15/32 DIST OF COLUMBIA HSG FIN AGY 2014-A A		08/28/2023	Raymond James & Associates Redemption		2,818,380	3,000,000	3,000,000	3,000,000	0	0	0	0	0	3,000,000	0	(181,620)	(181,620)	122,561	09/15/2032
25477P-NF-8	3.875% 06/15/45 GOLDEN ST TOBACCO SECURITIZATI		12/01/2023	Redemption		34,114	34,114	34,114	34,114	0	0	0	0	0	34,114	0	0	0	613	06/15/2045
38122N-B7-6	06/01/46 ILLINOIS ST HSG DEV AUTH REV 2012-A		06/01/2023	Redemption		475,000	475,000	475,000	475,000	0	0	0	0	0	475,000	0	0	0	7,125	06/01/2046
45201Y-YJ-0	2.625% 12/01/42 IOWA ST STUDENT LOAN LIQUIDITY STUDENT LOAN		12/01/2023	Redemption		123,234	123,234	123,234	123,234	0	0	0	0	0	123,234	0	0	0	1,707	12/01/2042
462590-MH-0	2.989% 12/01/39 JERSEY CITY, NEW JERSEY CTL 3.600%		12/01/2023	Redemption		120,000	120,000	120,000	120,000	0	0	0	0	0	120,000	0	0	0	2,018	12/01/2039
47659#-AA-9	09/15/52 KENTUCKY ST HGR EDU STUDENT LO 4.000%		12/15/2023	Various		4,728	4,728	4,770	4,766	0	(1)	0	(1)	0	4,765	0	(37)	(37)	93	09/15/2052
49130N-DN-6	06/01/31 MARYLAND TRANS AUTHORITY BUILD AMERICA BONDS		06/01/2023	Various Redemption		1,560,000	1,560,000	1,550,421	1,553,609	0	266	0	266	0	1,553,876	0	6,124	6,124	31,200	06/01/2031
574300-JN-0	5.164% 07/01/25 MASSACHUSETTS EDL ING AUTH ED LN REV SERIES J 2012 4.800% 07/01/27		07/01/2023	Redemption		100,000	100,000	100,000	100,000	0	0	0	0	0	100,000	0	0	0	5,164	07/01/2025
57563R-KE-8	10/01/23 MICHIGAN ST HSG DEV AUTH SF MT 3.565%		01/01/2023	Redemption		15,000	15,000	15,000	15,000	0	0	0	0	0	15,000	0	0	0	360	07/01/2027
594654-MV-4	06/01/51 MICHIGAN ST HSG DEV AUTH SF MT 2.898%		06/01/2023	Redemption		150,000	150,000	150,000	150,000	0	0	0	0	0	150,000	0	0	0	2,674	06/01/2051
594654-QC-2	06/01/52 MICHIGAN ST HSG DEV AUTH RENTA 3.058%		09/27/2023	Call Redemption	82,7500	2,275,625	2,750,000	2,750,000	2,750,000	0	0	0	0	0	2,750,000	0	0	0	(408,848)	06/01/2052
59465P-CD-8	10/01/46 MINNESOTA ST HSG FIN AGY 5.163% 07/01/40		10/01/2023	Redemption		411,449	411,449	411,449	411,449	0	0	0	0	0	411,449	0	0	0	12,582	10/01/2046
60416T-WX-2	12/01/23 MINNESOTA ST HSG FIN AGY 5.263% 07/01/45		12/01/2023	Redemption		15,000	15,000	15,000	15,000	0	0	0	0	0	15,000	0	0	0	908	07/01/2040
60416T-WY-0	12/01/23		12/01/2023	Redemption		20,000	20,000	20,000	20,000	0	0	0	0	0	20,000	0	0	0	1,234	07/01/2045
605581-FF-9	STATE OF MISSISSIPPI 3.729% 10/01/32 NATIONAL FIN AUTH NH FEDERAL L 3.278%		09/01/2023	Raymond James & Associates Redemption		6,384,000	7,000,000	7,000,000	7,000,000	0	0	0	0	0	7,000,000	0	(616,000)	(616,000)	242,903	10/01/2032
63607V-AB-2	10/01/37		10/01/2023	Redemption		50,000	50,000	50,000	50,000	0	0	0	0	0	50,000	0	0	0	942	10/01/2037
64469D-WP-2	NEW HAMPSHIRE HOUSING 3.855% 07/01/30 NEW JERSEY ST HIGHER ED ASSIST STUDENT LOAN		05/01/2023	Redemption		5,000	5,000	5,000	5,000	0	0	0	0	0	5,000	0	0	0	161	07/01/2030
646080-UN-9	3.250% 12/01/39		08/03/2023	Redemption		370,000	370,000	367,802	368,084	0	25	0	25	0	368,110	0	1,890	1,890	4,586	12/01/2039

ANNUAL STATEMENT FOR THE YEAR 2023 OF AUGUSTAR LIFE ASSURANCE CORPORATION

SCHEDULE D - PART 4

Showing All Long-Term Bonds and Stocks SOLD, REDEEMED or Otherwise DISPOSED OF During Current Year

1	2	3	4	5	6	7	8	9	10	Change In Book/Adjusted Carrying Value					16	17	18	19	20	21
										11	12	13	14	15						
CUSIP Identification	Description	Foreign	Disposal Date	Name of Purchaser	Number of Shares of Stock	Consideration	Par Value	Actual Cost	Prior Year Book/ Adjusted Carrying Value	Unrealized Valuation Increase/ (Decrease)	Current Year's (Amortization)/ Accretion	Current Year's Other-Than-Temporary Impairment Recognized	Total Change in Book/ Adjusted Carrying Value (11+12-13)	Total Foreign Exchange Change in Book/ Adjusted Carrying Value	Book/ Adjusted Carrying Value at Disposal Date	Foreign Exchange Gain (Loss) on Disposal	Realized Gain (Loss) on Disposal	Total Gain (Loss) on Disposal	Bond Interest/ Stock Dividends Received During Year	Stated Contractual Maturity Date
64971W-62-0	NYC NY TRANSITIONAL FIN AUTH 2.960% 02/01/28		09/12/2023	Raymond James & Associates		3,671,400	4,000,000	4,000,000	4,000,000	0	0	0	0	0	4,000,000	0	(328,600)	(328,600)	132,542	02/01/2028
678553-AS-7	OKLAHOMA CITY ECONOMIC DEV 2013A 3.804% 03/01/27		03/01/2023	Call 100.0000		1,000,000	1,000,000	1,000,000	1,000,000	0	0	0	0	1,000,000	0	0	0	19,020	03/01/2027	
678553-AU-2	OKLAHOMA CITY ECONOMIC DEV 2013A 3.997% 03/01/28		03/01/2023	Call 100.0000		1,000,000	1,000,000	1,000,000	1,000,000	0	0	0	0	1,000,000	0	0	0	19,985	03/01/2028	
678553-AV-0	OKLAHOMA CITY ECONOMIC DEV 2013A 4.097% 03/01/29		03/01/2023	Call 100.0000		1,000,000	1,000,000	1,000,000	1,000,000	0	0	0	0	1,000,000	0	0	0	20,485	03/01/2029	
79467B-CM-5	SALES TAX SECURITIZATION CORP 4.637% 01/01/40		01/01/2023	Redemption		20,000	20,000	20,000	20,000	0	0	0	0	20,000	0	0	0	464	01/01/2040	
79771F-AA-5	SAN FRANCISCO CA CITY & CNTY P 2.825% 11/01/41		11/01/2023	Redemption		30,000	30,000	30,856	30,702	0	(68)	0	(68)	30,634	0	(634)	(634)	848	11/01/2041	
798186-YY-2	SAN JOSE CA UNIFIED SCHOOL DIS ELECTION OF 2012-SER B 4.469% 08/01/34 SOUTH DAKOTA HSG DEV AUTH MTGE 5.796% 05/01/38		08/01/2023	Call 100.0000		3,000,000	3,000,000	3,000,000	3,000,000	0	0	0	0	3,000,000	0	0	0	134,070	08/01/2034	
83756C-Y8-2	SOUTHERN MINNESOTA MUNICIPAL POWER AGENCY 4.324% 01/01/23 TEXAS ST AFFORDABLE HSG CORP 2013A 2.700% 09/01/41		10/04/2023	Redemption		55,000	55,000	55,000	55,000	0	0	0	0	55,000	0	0	0	3,108	05/01/2038	
843375-ZM-1	TEXAS ST AFFORDABLE HSG CORP 2013A 2.700% 09/01/41		01/01/2023	Maturity		935,000	935,000	935,000	935,000	0	0	0	0	935,000	0	0	0	20,215	01/01/2023	
88271H-FL-8	TEXAS TRANSPORTATION COMMISSIO 3.823% 04/01/23		06/01/2023	Redemption		13,615	13,615	13,615	13,615	0	0	0	0	13,615	0	0	0	204	09/01/2041	
882722-VK-4	UNIVERSITY OF CALIFORNIA 4.062% 05/15/33 05/15/2023		04/01/2023	Maturity		2,000,000	2,000,000	2,000,000	2,000,000	0	0	0	0	2,000,000	0	0	0	38,230	04/01/2023	
914126-OL-2	UNIV OF COLORADO CO ENTERPRISE 3.039% 06/01/27		05/15/2023	Call 100.0000		3,675,000	3,675,000	3,691,853	3,675,961	0	(961)	0	(961)	3,675,000	0	0	0	74,639	05/15/2033	
91417K-N3-1	VIRGINIA HOUSING DEV AUTH 2014-A A 3.500% 10/25/37		06/01/2023	Call 95.9060		2,397,650	2,500,000	2,500,000	2,500,000	0	0	0	0	2,500,000	0	0	0	(51,489)	06/01/2027	
92812U-Q4-3	VIRGINIA ST HSG DEV AUTH 3.125% 11/25/39 12/25/2023		12/01/2023	Paydown		144,707	144,707	144,707	144,707	0	0	0	0	144,707	0	0	0	2,807	10/25/2037	
92812V-MA-1	WASHINGTON ST HSG FIN COMMN SERIES 2011A 4.750% 07/01/29 07/01/2023		12/25/2023	Redemption		80,857	80,857	80,857	80,857	0	0	0	0	80,857	0	0	0	1,344	11/25/2039	
93978P-KP-1	WASHINGTON ST HSG FIN COMMN SERIES 2011A 4.750% 07/01/29 07/01/2023		07/01/2023	Redemption		25,000	25,000	25,219	25,000	0	0	0	0	25,000	0	0	0	950	07/01/2029	
0509999999. Subtotal - Bonds - U.S. States, Territories and Possessions						33,979,759	35,682,704	35,688,897	35,676,098	0	(739)	0	(739)	35,675,361	0	(1,118,877)	(1,118,877)	445,405	XXX	
623040-HH-8	MT SAN ANTONIO CA CMNTY CLG D1 2013 SERIES B 4.103% 08/01/23 08/01/2023		08/01/2023	Maturity		750,000	750,000	750,000	750,000	0	0	0	0	750,000	0	0	0	30,773	08/01/2023	
736688-FN-7	PORTLAND COMMUNITY COLLEGE DIS 4.810% 06/01/27		06/01/2023	Redemption		200,000	200,000	216,900	205,166	0	(800)	0	(800)	204,366	0	(4,366)	(4,366)	4,810	06/01/2027	
0709999999. Subtotal - Bonds - U.S. Political Subdivisions of States, Territories and Possessions						950,000	950,000	966,900	955,166	0	(800)	0	(800)	954,366	0	(4,366)	(4,366)	35,583	XXX	
076523-AA-7	CITY OF BEDFORD VIRGINIA LESSEE - APPALACHIAN POWER CO. 7.810% 05/01/26 11/01/2023		11/01/2023	Redemption		175,000	175,000	175,000	175,000	0	0	0	0	175,000	0	0	0	10,348	05/01/2026	
3136A8-DP-2	FANNIE MAE 2012-104 V 3.500% 02/25/38 03/01/2023		03/01/2023	Paydown		191,483	191,483	207,400	191,372	0	(66)	0	(66)	191,307	0	177	177	1,068	02/25/2038	
3136AB-YJ-6	FANNIE MAE 2013-1 VB 3.000% 02/25/33 12/01/2023		12/01/2023	Paydown		2,320,721	2,320,721	2,381,640	2,322,132	0	(1,411)	0	(1,411)	2,320,721	0	0	0	37,786	02/25/2033	
3136AG-HV-7	FANNIE MAE 2013-94 CV 3.500% 07/25/33 03/01/2023		03/01/2023	Paydown		96,167	96,167	95,562	95,938	0	230	0	230	96,167	0	0	0	577	07/25/2033	
3137AR-WS-1	FHR 4073 HC 3.500% 03/15/35 12/01/2023		12/01/2023	Paydown		649,027	649,027	702,166	650,453	0	(1,426)	0	(1,426)	649,027	0	0	0	12,236	03/15/2035	
3137B3-4W-5	FHR 4215 LV 3.500% 04/15/33 10/01/2023		10/01/2023	Paydown		434,840	434,840	433,006	434,168	0	673	0	673	434,840	0	0	0	6,487	04/15/2033	
31392D-ZB-7	FNMA 2002-59 ZB 6.000% 09/25/32 12/01/2023		12/01/2023	Paydown		126,213	126,213	121,324	124,865	0	1,348	0	1,348	126,213	0	0	0	3,509	09/25/2032	
31392R-WT-4	FHLMC 2492 Z 5.500% 08/15/32 12/01/2023		12/01/2023	Paydown		58,049	58,049	52,376	56,919	0	1,131	0	1,131	58,049	0	0	0	1,909	08/15/2032	
31393A-5P-8	FNMA 2003-43 PE 5.500% 05/25/33 12/01/2023		12/01/2023	Paydown		51,520	51,520	50,594	51,223	0	297	0	297	51,520	0	0	0	1,705	05/25/2033	
31393N-4A-4	FHLMC 2589 GM 5.500% 03/15/33 12/01/2023		12/01/2023	Paydown		82,780	82,780	82,133	82,488	0	292	0	292	82,780	0	0	0	2,263	03/15/2033	
31398Q-TQ-0	FREDDIE MAC 3747 HX 4.500% 11/15/39 11/01/2023		11/01/2023	Paydown		360,413	360,413	380,911	360,640	0	(227)	0	(227)	360,413	0	0	0	7,851	11/15/2039	
33803W-AA-7	FISHERS LANE ASSOC LLC US GOVT LEASE BACKED CERT 3.666% 08/05/30 12/05/2023		12/05/2023	Redemption		368,227	368,227	375,938	371,296	0	(188)	0	(188)	371,109	0	(2,882)	(2,882)	7,352	08/05/2030	
0909999999. Subtotal - Bonds - U.S. Special Revenues						4,914,440	4,914,440	5,058,050	4,916,494	0	653	0	653	4,917,146	0	(2,705)	(2,705)	93,091	XXX	

E14.1

ANNUAL STATEMENT FOR THE YEAR 2023 OF AUGUSTAR LIFE ASSURANCE CORPORATION

SCHEDULE D - PART 4

Showing All Long-Term Bonds and Stocks SOLD, REDEEMED or Otherwise DISPOSED OF During Current Year

1	2	3	4	5	6	7	8	9	10	Change In Book/Adjusted Carrying Value					16	17	18	19	20	21
										11	12	13	14	15						
CUSIP Identification	Description	Foreign	Disposal Date	Name of Purchaser	Number of Shares of Stock	Consideration	Par Value	Actual Cost	Prior Year Book/ Adjusted Carrying Value	Unrealized Valuation Increase/ (Decrease)	Current Year's (Amortization)/ Accretion	Current Year's Other-Than-Temporary Impairment Recognized	Total Change in Book/ Adjusted Carrying Value (11+12-13)	Total Foreign Exchange Change in Book/ Adjusted Carrying Value	Book/ Adjusted Carrying Value at Disposal Date	Foreign Exchange Gain (Loss) on Disposal	Realized Gain (Loss) on Disposal	Total Gain (Loss) on Disposal	Bond Interest/ Stock Dividends Received During Year	Stated Contractual Maturity Date
00090T-AA-5	ABPCI DIRECT LENDING FUND ABS 2020-1A A 3.199% 12/20/30		10/20/2023	Paydown		187,764	187,764	187,764	187,764	0	0	0	0	0	187,764	0	0	0	5,685	12/20/2030
00182B-AA-6	AZ ROMULUS MI LANDLORD LLC 3.497% 10/31/38		12/31/2023	Redemption		102,299	102,299	102,299	102,299	0	0	0	0	0	102,299	0	0	0	1,955	10/31/2038
00184*-AA-6	AZ RANDALL OH LANDLORD LLC 3.610% 03/31/39		12/31/2023	Redemption		102,717	102,717	102,717	102,717	0	0	0	0	0	102,717	0	0	0	2,030	03/31/2039
00225#-AA-3	AMZN (GR MI) CTL PASS-THRU TRU CTL - LEASE BACKED NOTES 4.095% 09/30/39		12/31/2023	Redemption		63,211	63,211	63,211	63,211	0	0	0	0	0	63,211	0	0	0	1,419	09/30/2039
008414-AA-2	AGATE BAY MORTGAGE LOAN TRUST 2013-1 A1 3.500% 07/25/43		12/01/2023	Paydown		19,823	19,823	18,962	19,513	0	(41)	0	(41)	0	19,472	0	352	352	423	07/25/2043
009098-A*-5	AMAZON FORT WORTH TX LEASE COL 4.494% 11/10/39		12/10/2023	Redemption		46,517	46,517	46,517	46,517	0	0	0	0	0	46,517	0	0	0	1,145	11/10/2039
023770-AA-8	AMERICAN AIRLINES 2015-1 A 3.375% 05/01/27		11/01/2023	Redemption		85,913	85,913	86,481	86,195	0	(38)	0	(38)	0	86,157	0	(244)	(244)	2,174	05/01/2027
023770-AB-6	AMERICAN AIRLINES 2015-1 B 3.700% 05/01/23		05/01/2023	Redemption		349,104	349,104	349,104	349,104	0	0	0	0	0	349,104	0	0	0	6,458	05/01/2023
02377A-AA-6	AMERICAN AIRLINES 2014-1 A PT TRUST 3.700% 10/01/26		10/01/2023	Redemption		166,544	166,544	166,544	166,544	0	0	0	0	0	166,544	0	0	0	4,605	10/01/2026
02380#-AA-0	AMERICAN AIRLINES 2012-1B(R) EETC 3.530% 10/01/24		10/01/2023	Redemption		394,444	394,444	394,444	394,444	0	0	0	0	0	394,444	0	0	0	10,443	10/01/2024
02660T-BU-6	AMERICAN HOME MORTGAGE INV TR 2004-3 6A5 4.398% 10/25/34		12/01/2023	Paydown		34,383	34,383	28,496	28,496	0	5,886	0	5,886	0	34,383	0	0	0	985	10/25/2034
03464T-AB-5	ANGEL OAK MORTGAGE TRUST 2022-3 A2 4.136% 01/25/67		12/01/2023	Paydown		320,313	320,313	313,479	314,061	0	6,252	0	6,252	0	320,313	0	0	0	7,295	01/25/2067
038370-AA-0	AQUA FINANCE TRUST 2019A A 3.140% 07/16/40		12/15/2023	Paydown		66,711	66,711	66,700	66,706	0	5	0	5	0	66,711	0	0	0	1,154	07/16/2040
038413-AA-8	AQUA FINANCE TRUST 2020-AA A 1.900% 07/17/46		12/17/2023	Paydown		210,455	210,455	210,417	210,455	0	0	0	0	0	210,455	0	0	0	2,073	07/17/2046
038779-AB-0	ARBYS FUNDING LLC 2020-1A A2 3.237% 07/30/50		10/30/2023	Paydown		35,000	35,000	35,000	35,000	0	0	0	0	0	35,000	0	0	0	708	07/30/2050
05590#-AA-9	BPHQ 2017 CTL PASS-THROUGH TRU CTL 3.540% 11/15/32		12/15/2023	Redemption		109,336	109,336	109,336	109,336	0	0	0	0	0	109,336	0	0	0	2,112	11/15/2032
05607B-AA-9	BXG RECEIVABLES NOTE TRUST 2017-A A 2.950% 10/04/32		12/02/2023	Paydown		113,794	113,794	113,791	113,789	0	0	0	0	0	113,789	0	4	4	1,719	10/04/2032
09228Y-AB-8	BLACKBIRD CAPITAL AIRCRAFT 2016-1A A 4.213% 12/16/41		12/15/2023	Paydown		239,364	239,364	239,363	239,354	0	10	0	10	0	239,364	0	0	0	8,765	12/16/2041
09228Y-AC-6	BLACKBIRD CAPITAL AIRCRAFT 2016-1A B 5.682% 12/16/41		11/15/2023	Paydown		91,692	91,692	91,688	91,686	0	6	0	6	0	91,692	0	0	0	4,776	12/16/2041
09261W-AN-4	BLACKROCK DLF IX 2020-1 W 2.500% 07/21/30		10/17/2023	Paydown		65,382	65,382	65,382	65,382	0	0	0	0	0	65,382	0	0	0	1,035	07/21/2030
10240*-AA-7	BOWIE ACQUISITIONS LLC 3.920% 09/30/38 BRAZOS SANDY CREEK ELEC COOP 6.540%		12/31/2023	Redemption		204,927	204,927	204,927	204,927	0	0	0	0	0	204,927	0	0	0	5,942	09/30/2038
10623*-AA-4	BRAZOS SANDY CREEK ELEC COOP 6.540% 06/30/24		07/13/2023	Redemption		927,145	1,545,833	907,083	907,083	0	0	0	0	0	907,083	0	20,062	20,062	30,170	06/30/2024
10623*-AA-4	BRAZOS SANDY CREEK ELEC COOP 6.540% 06/30/24		07/01/2023	Various		0	(1,545,833)	0	0	0	0	0	0	0	0	0	0	0	0	06/30/2024
110122-DE-5	BRISTOL-MYERS SQUIBB 3.900% 02/20/28 BRITISH AIR 19-1 AA PTT 144A 3.300%		08/24/2023	Redemption		1,909,360	2,000,000	2,007,269	2,005,010	0	(659)	0	(659)	0	2,004,351	0	(94,991)	(94,991)	79,733	02/20/2028
11043X-AA-1	BUSINESS JET SECURITIES, LLC 2022-1A A 4.455% 06/15/37		12/15/2023	Redemption		64,721	64,721	67,673	66,923	0	(152)	0	(152)	0	66,771	0	(2,050)	(2,050)	1,346	12/15/2032
12327A-AA-6	CAPITAL AUTOMOTIVE REIT 2020-1A A5 3.480% 02/15/50		12/15/2023	Paydown		1,308,738	1,308,738	1,269,680	1,275,025	0	33,713	0	33,713	0	1,308,738	0	0	0	30,039	06/15/2037
12510H-AE-0	CAPITAL AUTOMOTIVE REIT 2020-1A A5 3.480% 02/15/50		12/15/2023	Paydown		7,500	7,500	7,497	7,498	0	2	0	2	0	7,500	0	0	0	142	02/15/2050
12510H-AQ-3	CAPITAL AUTOMOTIVE REIT 2022-1A A2 3.700% 03/15/52		12/15/2023	Paydown		31,250	31,250	31,246	31,246	0	4	0	4	0	31,250	0	0	0	541	03/15/2052

ANNUAL STATEMENT FOR THE YEAR 2023 OF AUGUSTAR LIFE ASSURANCE CORPORATION

SCHEDULE D - PART 4

Showing All Long-Term Bonds and Stocks SOLD, REDEEMED or Otherwise DISPOSED OF During Current Year

1	2	3	4	5	6	7	8	9	10	Change In Book/Adjusted Carrying Value					16	17	18	19	20	21
										11	12	13	14	15						
CUSIP Identification	Description	Foreign	Disposal Date	Name of Purchaser	Number of Shares of Stock	Consideration	Par Value	Actual Cost	Prior Year Book/ Adjusted Carrying Value	Unrealized Valuation Increase/ (Decrease)	Current Year's (Amortization)/ Accretion	Current Year's Other-Than-Temporary Impairment Recognized	Total Change in Book/ Adjusted Carrying Value (11+12-13)	Total Foreign Exchange Change in Book/ Adjusted Carrying Value	Book/ Adjusted Carrying Value at Disposal Date	Foreign Exchange Gain (Loss) on Disposal	Realized Gain (Loss) on Disposal	Total Gain (Loss) on Disposal	Bond Interest/ Stock Dividends Received During Year	Stated Contractual Maturity Date
12565K-AF-4	OLI FUNDING LLC 2022-1A B1 3.120% 01/18/47		12/18/2023	Paydown		240,000	240,000	239,942	239,946	0	54	0	54	0	240,000	0	0	0	4,056	01/18/2047
12646W-AH-7	CREDIT SUISSE COM MITGE TRUST 2013-1VR2 A2 3.000% 04/25/43		12/01/2023	Paydown		26,777	26,777	27,222	26,969	0	(4)	0	(4)	0	26,965	0	(188)	(188)	492	04/25/2043
12667F-R5-6	COUNTRYWIDE ALTERNATIVE LOAN 2004-36CB 2A3 5.500% 02/25/35		12/01/2023	Paydown		128,648	129,307	107,344	118,272	0	526	0	526	0	118,798	0	9,850	9,850	4,521	02/25/2035
12667F-VF-9	COUNTRYWIDE ALTERNATIVE LOAN 2004-J10 4CB1 6.500% 10/25/34		12/01/2023	Paydown		52,096	52,096	46,659	51,391	0	112	0	112	0	51,502	0	594	594	2,226	10/25/2034
12667F-Y3-3	COUNTRYWIDE ALTERNATIVE LOAN 2005-3CB 1A13 5.500% 03/25/35		12/01/2023	Paydown		52,913	57,563	51,969	51,969	0	0	0	0	0	51,969	0	943	943	1,666	03/25/2035
12668A-MN-2	COUNTRYWIDE ALTERNATIVE LOAN 2005-49CB A8 5.500% 11/25/35		12/01/2023	Paydown		54,117	54,199	39,243	39,243	0	736	0	736	0	39,979	0	14,138	14,138	1,573	11/25/2035
126694-CV-8	COUNTRYWIDE HOME LOANS 2005-21 A17 5.500% 10/25/35		12/01/2023	Paydown		4,961	5,642	4,918	5,332	0	19	0	19	0	5,352	0	(391)	(391)	176	10/25/2035
12669G-C8-2	COUNTRYWIDE HOME LOANS 2005-13 A8 5.500% 06/25/35		12/01/2023	Paydown		16,101	16,141	9,485	11,342	0	386	2,067	(1,681)	0	9,661	0	6,440	6,440	721	06/25/2035
156686-AJ-6	CENTURYTEL INC SENIOR NOTES SERIES D 7.200% 12/01/25		03/31/2023	Tax Free Exchange		3,149,005	3,125,000	3,235,406	3,151,001	0	(1,996)	0	(1,996)	0	3,149,005	0	0	0	75,000	12/01/2025
16159G-AC-3	CHASE MORTGAGE FINANCE CORPORA 2019-ATR2 A3 3.500% 07/25/49		12/01/2023	Paydown		24,931	24,931	25,212	25,046	0	1	0	1	0	25,048	0	(116)	(116)	464	07/25/2049
16164A-AC-9	CHASE MORTGAGE FINANCE CORPORA 2016-2 M2 3.750% 02/25/44		12/01/2023	Paydown		97,300	97,300	99,812	98,157	0	29	0	29	0	98,185	0	(885)	(885)	2,055	02/25/2044
16165T-AJ-2	CHASEFLEX TRUST 2005-1 2A4 5.500% 02/25/35		11/01/2023	Paydown		0	297	249	274	0	0	0	0	0	274	0	(274)	(274)	4	02/25/2035
172973-2R-9	CITICORP MORTGAGE SECURITIES 2005-6 1A5 5.625% 09/25/35		12/01/2023	Paydown		33,721	33,721	32,195	32,195	0	0	0	0	0	32,195	0	1,526	1,526	953	09/25/2035
17312D-AC-2	CITICORP MORTGAGE SECURITIES 2007-8 1A3 6.000% 09/25/37		12/01/2023	Paydown		21,141	21,141	21,035	21,049	0	2	0	2	0	21,051	0	90	90	964	09/25/2037
17321L-AA-7	CITIGROUP MRTGE LOAN TRUST INC 2013-J1 A1 3.483% 10/25/43		12/01/2023	Paydown		14,205	14,205	13,915	14,094	0	(14)	0	(14)	0	14,081	0	124	124	267	10/25/2043
17322N-AA-2	CITIGROUP MORTGAGE LOAN TRUST 2014-JL A1 3.500% 06/25/44		12/01/2023	Paydown		23,791	23,791	23,888	23,803	0	1	0	1	0	23,805	0	(14)	(14)	362	06/25/2044
17323T-AC-4	CITIGROUP MORTGAGE LOAN TRUST 2015-RP2 A 4.250% 01/25/53		12/01/2023	Paydown		20,726	20,726	21,192	20,883	0	(7)	0	(7)	0	20,876	0	(149)	(149)	511	01/25/2053
19260M-AA-4	COINSTAR FUNDING, LLC 2017-1A A2 5.216% 04/25/47		10/25/2023	Paydown		20,000	20,000	20,000	20,000	0	0	0	0	0	20,000	0	0	0	652	04/25/2047
20267U-AA-7	COMMONBOND STUDENT LOAN TRUST 2016-B A1 2.730% 10/25/40		12/25/2023	Paydown		19,503	19,503	19,498	19,501	0	2	0	2	0	19,503	0	0	0	263	10/25/2040
210795-OB-9	CONTINENTAL AIRLINES 2012-2 A EETC 4.000% 04/29/26		10/29/2023	Redemption		179,655	179,655	182,349	180,318	0	(203)	0	(203)	0	180,115	0	(460)	(460)	5,367	04/29/2026
22541Q-VG-4	CS FIRST BOSTON MORTGAGE 2003-23 1A4 5.500% 10/25/33		12/01/2023	Paydown		29,465	29,465	29,076	29,252	0	4	0	4	0	29,256	0	209	209	884	10/25/2033
225458-AY-4	CS FIRST BOSTON MORTGAGE SECUR 2005-1 1A23 5.500% 02/25/35		12/01/2023	Paydown		45,687	45,687	44,906	44,906	0	0	0	0	0	44,906	0	781	781	1,676	02/25/2035
225740-AA-7	CRESCENT DIRECT LENDING FD III NOTE 5.000% 01/29/31		11/20/2023	Redemption		972,528	972,528	972,528	972,528	0	0	0	0	0	972,528	0	0	0	23,538	01/29/2031
22970*-AA-8	BGS BNSF CTL - Series 2015-1 PT 4.070% 05/15/34		12/15/2023	Redemption		190,321	190,321	190,321	190,321	0	0	0	0	0	190,321	0	0	0	4,269	05/15/2034
22970*-AB-6	BGS BNSF CTL PT Tr Cert Ser 2021 3.200% 05/15/34		12/15/2023	Redemption		90,995	90,995	91,620	91,545	0	(25)	0	(25)	0	91,519	0	(525)	(525)	1,597	05/15/2034
24703D-BE-0	DELL INT LLC / EMC CORP 144A 3.375% 12/15/41		10/02/2023	Tax Free Exchange		2,990,693	3,000,000	2,990,040	2,990,418	0	275	0	275	0	2,990,693	0	0	0	80,719	12/15/2041
24736X-AA-6	DELTA AIRLINES 2015-1 AA 3.625% 07/30/27		07/30/2023	Redemption		43,831	43,831	43,831	43,831	0	0	0	0	0	43,831	0	0	0	1,192	07/30/2027
24736Y-AA-4	DELTA AIRLINES 2015-1 A 3.875% 07/30/27		07/30/2023	Redemption		43,832	43,832	43,832	43,832	0	0	0	0	0	43,832	0	0	0	1,274	07/30/2027

ANNUAL STATEMENT FOR THE YEAR 2023 OF AUGUSTAR LIFE ASSURANCE CORPORATION

SCHEDULE D - PART 4

Showing All Long-Term Bonds and Stocks SOLD, REDEEMED or Otherwise DISPOSED OF During Current Year

1	2	3	4	5	6	7	8	9	10	Change In Book/Adjusted Carrying Value					16	17	18	19	20	21
										11	12	13	14	15						
CUSIP Identification	Description	Foreign	Disposal Date	Name of Purchaser	Number of Shares of Stock	Consideration	Par Value	Actual Cost	Prior Year Book/ Adjusted Carrying Value	Unrealized Valuation Increase/ (Decrease)	Current Year's (Amortization)/ Accretion	Current Year's Other-Than-Temporary Impairment Recognized	Total Change in Book/ Adjusted Carrying Value (11+12-13)	Total Foreign Exchange Change in Book/ Adjusted Carrying Value	Book/ Adjusted Carrying Value at Disposal Date	Foreign Exchange Gain (Loss) on Disposal	Realized Gain (Loss) on Disposal	Total Gain (Loss) on Disposal	Bond Interest/ Stock Dividends Received During Year	Stated Contractual Maturity Date
24737*-AA-8	DELTA AIRLINES 2019-1B EETC 8.00% 04/25/23		04/25/2023	Redemption	100.0000	466,667	466,667	466,667	466,667	0	0	0	0	0	466,667	0	0	0	18,667	04/25/2023
250847*-H*-4	DETROIT EDISON COMPANY 2011 SERIES D 4.310% 09/01/23		09/01/2023	Maturity		4,000,000	4,000,000	4,000,000	4,000,000	0	0	0	0	0	4,000,000	0	0	0	172,400	09/01/2023
252722*-AC-7	DIAMOND RESORTS OWNER TRUST 2019-1A C 4.020% 02/20/32		10/20/2023	Paydown		208,667	208,667	208,618	208,639	0	28	0	28	0	208,667	0	0	0	5,848	02/20/2032
257557*-AL-4	DOMINOS PIZZA MASTER ISSUER 2019-1A 3.668% 10/25/49		10/25/2023	Paydown		30,000	30,000	30,000	30,000	0	0	0	0	0	30,000	0	0	0	688	10/25/2049
26209X*-AC-5	DRIVEN BRANDS FUNDING, LLC 2020-2A A2 3.237% 01/20/51		10/20/2023	Paydown		15,000	15,000	15,000	15,000	0	0	0	0	0	15,000	0	0	0	303	01/20/2051
26996*-AA-1	EAGLE SOLAR LLC SENIOR SECURED NOTE 4.820% 12/31/42		12/31/2023	Redemption	100.0000	44,500	44,500	44,500	44,500	0	0	0	0	0	44,500	0	0	0	1,963	12/31/2042
28416D*-AB-6	ELARA HGV TIMESHARE ISSUER 2017-A B 2.960% 03/25/30		12/25/2023	Paydown		131,874	131,874	131,835	131,858	0	16	0	16	0	131,874	0	0	0	2,022	03/25/2030
28924A*-AB-7	ELM TRUST 2020-4A A2 2.286% 10/20/29		12/20/2023	Paydown		343,772	343,772	343,771	343,767	0	4	0	4	0	343,772	0	0	0	5,551	10/20/2029
29977J*-AB-2	EVERBANK MTGE LOAN TRUST 2013-1 A2 2.500% 03/25/43		12/01/2023	Paydown		15,230	15,230	15,321	15,257	0	(27)	0	(27)	0	15,230	0	0	0	202	03/25/2043
29977K*-AA-1	EVERBANK MTGE LOAN TRUST 2013-2 A 3.000% 06/25/43		12/01/2023	Paydown		20,015	20,015	19,715	19,897	0	117	0	117	0	20,015	0	0	0	314	06/25/2043
30288*-AA-8	FLNG LIQUEFACTION 2 LLC SENIOR SECURED NOTES 4.540% 03/31/38		09/30/2023	Redemption	100.0000	42,500	42,500	42,500	42,500	0	0	0	0	0	42,500	0	0	0	1,464	03/31/2038
30306V*-AF-6	FLNG LIQUEFACTION 3 LLC SENIOR SECURED NOTES 3.080% 06/30/39		12/31/2023	Redemption	100.0000	83,600	83,600	83,600	83,600	0	0	0	0	0	83,600	0	0	0	1,919	06/30/2039
30571*-AA-0	FAIRVIEW HEALTH SERVICES TAXABLE BND\$ SERIES2015 4.160% 11/15/43		11/15/2023	Redemption	100.0000	310,521	310,521	310,521	310,521	0	0	0	0	0	310,521	0	0	0	12,918	11/15/2043
3140FX*-ED-0	FNMA BFO131 3.500% 08/01/56		12/01/2023	Paydown		99,307	99,307	102,069	101,931	0	(2,624)	0	(2,624)	0	99,307	0	0	0	1,747	08/01/2056
31953*-AL-6	BNSF RAILWAY COMPANY SERIES A 5.960% 10/15/27		11/15/2023	Redemption	100.0000	84,202	84,202	84,202	84,202	0	0	0	0	0	84,202	0	0	0	3,764	10/15/2027
31953*-AM-4	BNSF RAILWAY COMPANY SERIES B 5.960% 10/15/27		11/15/2023	Redemption	100.0000	8,605	8,605	8,605	8,605	0	0	0	0	0	8,605	0	0	0	388	10/15/2027
31953*-AN-2	BNSF RAILWAY COMPANY SERIES C 5.960% 10/15/27		11/15/2023	Redemption	100.0000	52,212	52,212	52,212	52,212	0	0	0	0	0	52,212	0	0	0	2,337	10/15/2027
31953*-AP-7	BNSF RAILWAY COMPANY SERIES D 5.960% 10/15/27		11/15/2023	Redemption	100.0000	21,696	21,696	21,696	21,696	0	0	0	0	0	21,696	0	0	0	965	10/15/2027
31953*-AQ-5	BNSF RAILWAY COMPANY SERIES E 5.960% 10/15/27		11/15/2023	Redemption	100.0000	29,488	29,488	29,488	29,488	0	0	0	0	0	29,488	0	0	0	1,301	10/15/2027
33767C*-AD-9	FIRSTKEY MORTGAGE TRUST 2015-1 A3 3.500% 03/25/45		12/01/2023	Paydown		20,260	20,260	20,653	20,396	0	48	0	48	0	20,443	0	(183)	(183)	536	03/25/2045
33851K*-AC-0	FLAGSTAR MORTGAGE TRUST 2020-2 A2 3.000% 08/25/50		12/01/2023	Paydown		37,664	37,664	38,723	38,502	0	(838)	0	(838)	0	37,664	0	0	0	635	08/25/2050
33972P*-AA-7	FLNG LIQUEFACTION 2 LLC 144A 4.125% 03/31/38		09/30/2023	Redemption	100.0000	199,000	199,000	199,000	199,000	0	0	0	0	0	199,000	0	0	0	6,198	03/31/2038
34107@*-AA-7	FLORIDA PIPELINE HOLDINGS LLC 2.920% 08/15/38		08/15/2023	Redemption	100.0000	280,122	280,122	280,122	280,122	0	0	0	0	0	280,122	0	0	0	6,325	08/15/2038
36157R*-D9-3	GE CAPITAL MTG 1999-HE M 6.705% 04/25/29		12/01/2023	Paydown		40,981	36,021	30,661	29,743	4,118	104	0	4,222	0	33,964	0	7,017	7,017	1,245	04/25/2029
37959P*-AC-1	GLOBAL SC FINANCE SRL 2020-2A A 2.260% 11/19/40		12/17/2023	Paydown		111,116	111,116	111,074	111,082	0	33	0	33	0	111,116	0	0	0	1,372	11/19/2040
39121J*-AE-0	GREAT RIVER ENERGY 144A 6.254% 07/01/38		07/01/2023	Redemption	100.0000	64,403	64,403	58,329	61,521	0	214	0	214	0	61,734	0	2,668	2,668	4,028	07/01/2038
404119*-CM-9	HCA INC 144A 4.375% 03/15/42		08/08/2023	Tax Free Exchange		984,980	1,000,000	984,260	984,673	0	306	0	306	0	984,980	0	0	0	39,253	03/15/2042
411707*-AK-8	CXE RESTAURANTS HOLDINGS INC 2021-1A A2 2.865% 06/20/51		12/20/2023	Paydown		50,000	50,000	50,000	50,000	0	0	0	0	0	50,000	0	0	0	895	06/20/2051
418056*-AV-9	HASBRO INC 3.500% 09/15/27		08/24/2023	US Bancorp		1,857,040	2,000,000	1,973,341	1,986,009	0	1,800	0	1,800	0	1,987,809	0	(130,769)	(130,769)	66,694	09/15/2027
42770Q*-AA-0	HERO FUNDING TRUST 2014-2A A 3.990% 09/21/40		09/21/2023	Paydown		54,767	54,767	54,730	54,743	0	24	0	24	0	54,767	0	0	0	1,838	09/21/2040

ANNUAL STATEMENT FOR THE YEAR 2023 OF AUGUSTAR LIFE ASSURANCE CORPORATION

SCHEDULE D - PART 4

Showing All Long-Term Bonds and Stocks SOLD, REDEEMED or Otherwise DISPOSED OF During Current Year

1	2	3	4	5	6	7	8	9	10	Change In Book/Adjusted Carrying Value					16	17	18	19	20	21
										11	12	13	14	15						
CUSIP Identification	Description	Foreign	Disposal Date	Name of Purchaser	Number of Shares of Stock	Consideration	Par Value	Actual Cost	Prior Year Book/ Adjusted Carrying Value	Unrealized Valuation Increase/ (Decrease)	Current Year's (Amortization)/ Accretion	Current Year's Other-Than-Temporary Impairment Recognized	Total Change in Book/ Adjusted Carrying Value (11+12-13)	Total Foreign Exchange Change in Book/ Adjusted Carrying Value	Book/ Adjusted Carrying Value at Disposal Date	Foreign Exchange Gain (Loss) on Disposal	Realized Gain (Loss) on Disposal	Total Gain (Loss) on Disposal	Bond Interest/ Stock Dividends Received During Year	Stated Contractual Maturity Date
42771T-AA-3	HERO FUNDING TRUST 2015-3A A 4.280% 09/20/41		12/20/2023	Paydown		110,130	110,130	110,123	110,123	0	0	0	0	0	110,123	0	7	7	3,682	09/20/2041
44040J-AA-6	HORIZON AIRCRAFT FINANCE I LTD 2019-2 A 3.425% 11/15/39		12/15/2023	Paydown		71,019	71,019	71,017	71,017	0	3	0	3	0	71,019	0	0	0	2,092	11/15/2039
45254T-PM-0	IMPAC SECURED ASSETS OWN OWNER 2004-2 A6 4.816% 08/25/34		12/01/2023	Paydown		25	25	25	25	0	0	0	0	0	25	0	0	0	0	08/25/2034
45660N-QF-5	RESIDENTIAL ASSET SEC TRUST 2003-A5 A7 5.500% 06/25/33		12/01/2023	Paydown		53,165	53,165	52,451	52,784	0	10	0	10	0	52,794	0	372	372	1,850	06/25/2033
45783N-AA-5	INSTAR LEASING III LLC 2021-1A A 2.300% 02/15/54		12/15/2023	Paydown		40,917	40,917	40,895	40,902	0	16	0	16	0	40,917	0	0	0	495	02/15/2054
46592E-AC-0	JP MORGAN MORTGAGE TRUST 2021-1 A3 2.500% 06/25/51		12/01/2023	Paydown		38,270	38,270	39,825	39,563	0	(1,293)	0	(1,293)	0	38,270	0	0	0	510	06/25/2051
46616M-AA-8	HENDERSON RECEIVABLES LLC 2010-3A A 3.820% 12/15/48		12/15/2023	Paydown		59,917	59,917	59,542	59,737	0	180	0	180	0	59,917	0	0	0	1,293	12/15/2048
46641C-AA-9	JP MORGAN MORTGAGE TRUST 2014-1 1A1 3.796% 01/25/44		12/01/2023	Paydown		28,693	28,693	29,415	29,089	0	(4)	0	(4)	0	29,085	0	(391)	(391)	282	01/25/2044
46651B-AC-4	JP MORGAN MORTGAGE TRUST 2019-6 A3 3.500% 12/25/49		12/01/2023	Paydown		22,519	22,519	22,871	22,741	0	(5)	0	(5)	0	22,736	0	(217)	(217)	373	12/25/2049
46651N-AA-2	JOL AIR 2019-1 A 3.967% 04/15/44 JP MORGAN MORTGAGE TRUST 2019-9 A5 3.500%		12/15/2023	Paydown		170,683	170,683	170,683	170,677	0	6	0	6	0	170,683	0	0	0	3,362	04/15/2044
46651Y-AH-3	05/25/50 JRD HOLDINGS SECURED TRUST CTL 3.620%		12/01/2023	Paydown		117,283	117,283	120,516	119,208	0	(1,925)	0	(1,925)	0	117,283	0	0	0	2,374	05/25/2050
466710-AA-7	01/15/41 JRD HOLDINGS SECURED TRUST 2021-2 3.214%		12/15/2023	Redemption	100.0000	826	826	826	826	0	0	0	0	0	826	0	0	0	17	01/15/2041
46673*-AA-7	12/15/41 JETBLUE AIRWAYS 2013-1 CLASS A EETC		12/15/2023	Redemption	100.0000	84,482	84,482	84,482	84,482	0	0	0	0	0	84,482	0	0	0	1,478	12/15/2041
47715*-AA-5	4.420% 03/05/23 KKR CORE HOLDING COMPANY LLC SENIOR SECURED NOTES 4.000% 08/12/31		03/05/2023	Redemption	100.0000	1,342,018	1,342,018	1,342,018	1,342,018	0	0	0	0	0	1,342,018	0	0	0	29,659	03/05/2023
48255K-AA-4	4.000% 08/12/31		12/14/2023	Various		133,475	133,475	133,475	133,475	0	0	0	0	0	133,475	0	0	0	2,509	08/12/2031
485170-BB-9	KANSAS CITY SOUTHERN 4.700% 05/01/48		04/19/2023	Tax Free Exchange		2,999,919	3,000,000	2,996,640	2,996,900	0	19	0	19	0	2,996,919	0	3,000	3,000	65,800	05/01/2048
485170-BE-3	KANSAS CITY SOUTHERN 3.500% 05/01/50		04/19/2023	Tax Free Exchange		2,047,004	2,000,000	2,047,120	2,045,316	0	(312)	0	(312)	0	2,045,004	0	2,000	2,000	32,667	05/01/2050
50543L-AA-0	LABRADOR AVIATION FINANCE LTD 2016-1A A1 4.300% 01/15/42		12/15/2023	Paydown		75,868	75,868	74,396	75,145	0	723	0	723	0	75,868	0	0	0	1,783	01/15/2042
521865-AY-1	LEAR CORP 3.800% 09/15/27 LIBERTY MEDIA CORP DEBENTURES 8.500%		08/24/2023	Various		2,792,070	3,000,000	2,971,830	2,984,849	0	1,903	0	1,903	0	2,986,752	0	(194,682)	(194,682)	108,617	09/15/2027
530715-AD-3	07/15/29		03/30/2023	Various		1,830,000	6,000,000	2,944,260	2,944,260	0	47,256	0	47,256	0	2,991,516	0	(1,161,516)	(1,161,516)	347,792	07/15/2029
55266C-XM-3	FIFTH THIRD BANCORP 7.512% 12/01/27		03/01/2023	Call	100.0000	2,000,000	2,000,000	2,000,000	2,000,000	0	0	0	0	0	2,000,000	0	0	0	33,168	12/01/2027
553896-AC-5	MVW OWNER TRUST 2017-1A C 2.990% 12/20/34		11/20/2023	Paydown		127,556	127,556	127,523	127,543	0	13	0	13	0	127,556	0	0	0	3,102	12/20/2034
55400V-AA-9	MVW OWNER TRUST 2022-2A A 6.110% 10/21/41		12/20/2023	Paydown		1,285,317	1,285,317	1,285,112	1,285,142	0	175	0	175	0	1,285,317	0	0	0	46,762	10/21/2041
56540#-AA-3	MAPLELEAF MIDSTREAM INVESTMENT SENIOR NOTE 4.560% 09/30/25		07/05/2023	Redemption	100.0000	70,927	70,927	70,927	70,927	0	0	0	0	0	70,927	0	0	0	2,387	09/30/2025
590480-AA-6	MESA AIRLINES 2015-1 A 4.750% 07/15/29		07/15/2023	Redemption	100.0000	250,039	250,039	250,039	250,039	0	0	0	0	0	250,039	0	0	0	8,967	07/15/2029
59549W-AA-1	MID STATE TRUST SERIES 11 A1 4.864% 07/15/38		12/15/2023	Paydown		110,900	110,900	105,077	109,897	0	1,003	0	1,003	0	110,900	0	0	0	2,916	07/15/2038
59980T-AB-2	MILL CITY MORTGAGE TRUST 2016-1 M1 3.150% 04/25/57		06/01/2023	Paydown		521,006	521,006	522,699	520,026	0	979	0	979	0	521,006	0	0	0	4,370	04/25/2057
60040#-AA-0	MILLENNIUM PIPELINE LLC SENIOR SECURED NOTES 5.330% 06/30/27		12/30/2023	Redemption	100.0000	72,752	72,752	72,752	72,752	0	0	0	0	0	72,752	0	0	0	2,908	06/30/2027
617734-A*-9	MORONGO BAND OF MISSION INDIAN SENIOR SECURED NOTES 5.410% 10/24/28		10/24/2023	Redemption	100.0000	127,778	127,778	127,778	127,778	0	0	0	0	0	127,778	0	0	0	6,913	10/24/2028
617734-A0-7	MORONGO BAND OF MISSION INDIAN SENIOR SECURED NOTES 5.460% 03/28/29		03/28/2023	Redemption	100.0000	60,286	60,286	60,286	60,286	0	0	0	0	0	60,286	0	0	0	1,646	03/28/2029

ANNUAL STATEMENT FOR THE YEAR 2023 OF AUGUSTAR LIFE ASSURANCE CORPORATION

SCHEDULE D - PART 4

Showing All Long-Term Bonds and Stocks SOLD, REDEEMED or Otherwise DISPOSED OF During Current Year

1	2	3	4	5	6	7	8	9	10	Change In Book/Adjusted Carrying Value					16	17	18	19	20	21
										11	12	13	14	15						
CUSIP Identification	Description	Foreign	Disposal Date	Name of Purchaser	Number of Shares of Stock	Consideration	Par Value	Actual Cost	Prior Year Book/ Adjusted Carrying Value	Unrealized Valuation Increase/ (Decrease)	Current Year's (Amortization)/ Accretion	Current Year's Other-Than-Temporary Impairment Recognized	Total Change in Book/ Adjusted Carrying Value (11+12-13)	Total Foreign Exchange Change in Book/ Adjusted Carrying Value	Book/ Adjusted Carrying Value at Disposal Date	Foreign Exchange Gain (Loss) on Disposal	Realized Gain (Loss) on Disposal	Total Gain (Loss) on Disposal	Bond Interest/ Stock Dividends Received During Year	Stated Contractual Maturity Date
62878Y-AA-2	NOTHING BUNDT CAKES 2021-1 A2 2.989% 07/30/51		10/30/2023	Paydown		5,625	5,625	5,625	5,625	0	0	0	0	0	5,625	0	0	0	168	07/30/2051
62957H-AH-8	NABORS INDUSTRIES INC 144A 9.000% 02/01/25		03/07/2023	Call Redemption	102,250	106,340	104,000	105,487	104,502	0	(91)	0	(91)	0	104,411	0	(411)	(411)	7,956	02/01/2025
62963F-AJ-0	NIP (OPERATING) LLC SERIES I No RI 16 5.030% 12/01/26		12/01/2023	100.0000		281,573	281,573	281,573	281,573	0	0	0	0	0	281,573	0	0	0	14,163	12/01/2026
62968Z-AA-3	MADG NNN OPERATING LP 2019-1 A 3.368% 12/28/49		12/28/2023	Paydown		42,053	42,053	42,053	42,053	0	0	0	0	0	42,053	0	0	0	725	12/28/2049
63730*-AB-1	NATIONAL RAILROAD PASSENGER SENIOR SECURED NOTES 3.600% 11/15/33		11/15/2023	Redemption	100,000	82,192	82,192	82,192	82,192	0	0	0	0	0	82,192	0	0	0	2,219	11/15/2033
64016N-AC-1	NEIGHBORLY ISSUER LLC 2022-1A A2 3.695% 01/30/52		10/30/2023	Paydown		20,000	20,000	20,000	20,000	0	0	0	0	0	20,000	0	0	0	462	01/30/2052
64829X-AA-0	NEW RESIDENTIAL MORTGAGE LOAN 2018-5A A1 4.750% 12/25/57		12/01/2023	Paydown		140,134	140,134	142,323	140,965	0	(831)	0	(831)	0	140,134	0	0	0	3,170	12/25/2057
66235Z-A*-4	NORTH SHORE LONG ISLAND JEWISH HEALTH CARE INC 4.200% 05/01/30		05/01/2023	Redemption	100,000	148,640	148,640	148,640	148,640	0	0	0	0	0	148,640	0	0	0	3,121	05/01/2030
679574-AH-6	OLD DOMINION ELEC FIRST MORTGAGE 5.676% 12/01/28		12/01/2023	Redemption	100,000	248,459	248,459	252,467	249,945	0	(372)	0	(372)	0	249,573	0	(1,115)	(1,115)	14,103	12/01/2028
68504U-AB-7	ORANGE LAKE TIMESHARE TRUST 2019-A B 3.360% 04/09/38		12/09/2023	Paydown		92,476	92,476	92,463	92,466	0	9	0	9	0	92,476	0	0	0	1,598	04/09/2038
69145A-AB-4	OXFORD FINANCE FUNDING TRUST 2019-1A A 4.459% 02/15/27		12/15/2023	Paydown		332,294	332,294	332,294	332,294	0	0	0	0	0	332,294	0	0	0	10,140	02/15/2027
718547-AG-7	PHILLIPS 66 144A 3.750% 03/01/28		05/02/2023	Tax Free Exchange		1,006,202	1,000,000	1,007,448	1,006,610	0	(409)	0	(409)	0	1,006,202	0	0	0	25,104	03/01/2028
718547-AJ-1	PHILLIPS 66 144A 3.150% 12/15/29		05/02/2023	Tax Free Exchange		1,009,305	1,000,000	1,010,641	1,009,752	0	(446)	0	(446)	0	1,009,305	0	0	0	11,988	12/15/2029
72147K-AE-8	PILGRIM'S PRIDE CORP 144A 5.875% 09/30/27		10/12/2023	Call	101,6190	1,016,190	1,000,000	1,032,500	1,017,167	0	(4,610)	0	(4,610)	0	1,012,557	0	(12,557)	(12,557)	76,898	09/30/2027
72703P-AC-7	PLANET FITNESS MASTER ISSUER 2019-1A A2 3.858% 12/05/49		12/05/2023	Paydown		20,000	20,000	20,000	20,000	0	0	0	0	0	20,000	0	0	0	482	12/05/2049
72703P-AE-3	PLANET FITNESS MASTER ISSUER 2022-1A A211 4.008% 12/05/51		12/05/2023	Paydown		30,000	30,000	30,000	30,000	0	0	0	0	0	30,000	0	0	0	752	12/05/2051
73316P-HP-8	POPULAR ABS MORTGAGE PASS-THRU 2005-D A5 3.526% 01/25/36		12/01/2023	Paydown		116,524	116,524	110,014	114,998	0	(41)	0	(41)	0	114,957	0	1,567	1,567	2,521	01/25/2036
74151F-AK-4	PRICEWATERHOUSECOOPERS LLP SERIES M 4.530% 02/09/24		06/30/2023	Tax Free Exchange		5,000,000	5,000,000	5,000,000	5,000,000	0	0	0	0	0	5,000,000	0	0	0	201,333	02/09/2024
74160M-BP-6	PRIME MORTGAGE TRUST 2003-2 1A10 5.000% 10/25/33		12/01/2023	Paydown		42,749	42,749	40,866	41,943	0	31	0	31	0	41,974	0	775	775	1,348	10/25/2033
742736-AB-9	PRIT CORE REALTY HLDGS LLC 3.850% 02/14/23		02/14/2023	Maturity		2,000,000	2,000,000	2,000,000	2,000,000	0	0	0	0	0	2,000,000	0	0	0	38,500	02/14/2023
76112B-EN-6	RESIDENTIAL ASSET MTG PRODUCTS 2004-SP3 A14 5.743% 09/25/34		12/01/2023	Paydown		127,124	127,124	127,123	126,631	0	5	0	5	0	126,636	0	488	488	3,375	09/25/2034
78448W-AD-7	SMB PRIVATE EDUCATION LOAN TR 2017-A B 3.500% 06/17/41		08/23/2023	Goldman Sachs & Co		916,875	1,000,000	968,865	985,393	0	1,102	0	1,102	0	986,495	0	(69,620)	(69,620)	24,306	06/17/2041
78449G-AB-5	SMB PRIVATE EDUCATION LOAN TRU 2016-B A2A 2.430% 02/17/32		12/15/2023	Paydown		176,733	176,733	176,727	176,727	0	6	0	6	0	176,733	0	0	0	2,228	02/17/2032
805564-PA-3	SAXON ASSET SECURITIES TRUST 2003-3 AF5 4.178% 12/25/33		12/01/2023	Paydown		117,046	117,046	117,046	117,046	0	0	0	0	0	117,046	0	0	0	1,889	12/25/2033
81745A-AB-3	SEQUOIA MORTGAGE TRUST 2013-5 A2 3.000% 05/25/43		12/01/2023	Paydown		33,568	33,568	34,152	34,057	0	(488)	0	(488)	0	33,568	0	0	0	537	05/25/2043
817743-AA-5	SERVPRO MASTER ISSUER, LLC 2019-1A A2 3.882% 10/25/49		10/25/2023	Paydown		30,000	30,000	30,000	30,000	0	0	0	0	0	30,000	0	0	0	728	10/25/2049
81783R-AA-1	SETTLEMENT FEE FINANCE LLC 2013-1A A 3.980% 01/25/44		10/25/2023	Paydown		274,084	274,084	274,084	274,084	0	0	0	0	0	274,084	0	0	0	6,852	01/25/2044
822804-AA-8	SHELLPOINT ASSET FUNDING TRUST 2013-1 A1 3.750% 07/25/43		12/01/2023	Paydown		8,971	8,971	8,775	8,887	0	84	0	84	0	8,971	0	0	0	208	07/25/2043
824348-AL-0	SHERWIN-WILLIAMS CO DEBENTURES 7.375% 02/01/27		12/06/2023	Call	108,6470	81,485	75,000	89,815	79,291	0	(891)	0	(891)	0	78,399	0	(3,399)	(3,399)	13,937	02/01/2027

ANNUAL STATEMENT FOR THE YEAR 2023 OF AUGUSTAR LIFE ASSURANCE CORPORATION

SCHEDULE D - PART 4

Showing All Long-Term Bonds and Stocks SOLD, REDEEMED or Otherwise DISPOSED OF During Current Year

1	2	3	4	5	6	7	8	9	10	Change In Book/Adjusted Carrying Value					16	17	18	19	20	21
										11	12	13	14	15						
CUSIP Identification	Description	Foreign	Disposal Date	Name of Purchaser	Number of Shares of Stock	Consideration	Par Value	Actual Cost	Prior Year Book/ Adjusted Carrying Value	Unrealized Valuation Increase/ (Decrease)	Current Year's (Amortization)/ Accretion	Current Year's Other-Than-Temporary Impairment Recognized	Total Change in Book/ Adjusted Carrying Value (11+12-13)	Total Foreign Exchange Change in Book/ Adjusted Carrying Value	Book/ Adjusted Carrying Value at Disposal Date	Foreign Exchange Gain (Loss) on Disposal	Realized Gain (Loss) on Disposal	Total Gain (Loss) on Disposal	Bond Interest/ Stock Dividends Received During Year	Stated Contractual Maturity Date
826525-AB-3	SIERRA RECEIVABLES FUNDING CO 2020-2A B 2.320% 07/20/37		12/20/2023	Paydown		114,062	114,062	114,031	114,043	0	19	0	19	0	114,062	0	0	0	1,294	07/20/2037
826525-AC-1	SIERRA RECEIVABLES FUNDING CO 2020-2A C 3.510% 07/20/37		12/20/2023	Paydown		114,062	114,062	114,047	114,051	0	11	0	11	0	114,062	0	0	0	1,959	07/20/2037
83416W-AB-9	SOLAR STAR FUNDING LLC 144A 3.950% 06/30/35		12/31/2023	Redemption		100,000	90,798	90,798	90,798	0	0	0	0	0	90,798	0	0	0	3,100	06/30/2035
83438L-AA-9	SOLRR AIRCRAFT 2021-1 LIMITED 2021-1 A 2.636% 10/15/46		12/15/2023	Paydown		140,739	140,739	140,736	140,735	0	4	0	4	0	140,739	0	0	0	2,018	10/15/2046
83546D-AG-3	SONIC CAPITAL LLC 2020-1A A21 3.845% 01/20/50		12/20/2023	Paydown		20,000	20,000	20,000	20,000	0	0	0	0	0	20,000	0	0	0	417	01/20/2050
84055-AA-6	SOUTH TEXAS ELECTRIC COOP SERIES A 5.410% 01/01/28		01/01/2023	Redemption		100,000	176,471	176,471	176,471	0	0	0	0	0	176,471	0	0	0	4,774	01/01/2028
84314F-AB-7	SOUTHERN ILLINOIS POWER COOP SENIOR SECURED NOTES 5.750% 06/15/40		12/15/2023	Redemption		100,000	71,429	71,429	71,429	0	0	0	0	0	71,429	0	0	0	3,080	06/15/2040
84314F-AC-5	SOUTHERN ILLINOIS POWER COOP SENIOR SECURED NOTES 5.000% 06/15/25		12/15/2023	Redemption		100,000	76,923	76,923	76,923	0	0	0	0	0	76,923	0	0	0	2,885	06/15/2025
84334F-AA-5	SOUTHERN MARYLAND ELECTRIC COO FIRST MORTGAGE BONDS 4.000% 04/16/48		10/16/2023	Redemption		100,000	21,167	21,167	21,167	0	0	0	0	0	21,167	0	0	0	637	04/16/2048
84858D-AA-6	SPIRIT AIRLINES 2015-1 A 4.100% 04/01/28		10/01/2023	Redemption		100,000	144,857	126,508	130,937	0	1,212	0	1,212	0	132,149	0	12,708	12,708	4,454	04/01/2028
86365L-AB-7	STRUCTURED RECEIVABLES FINANCE 2010-B B 7.970% 08/15/36		12/15/2023	Paydown		94,251	94,251	97,256	95,070	0	(818)	0	(818)	0	94,251	0	0	0	3,943	08/15/2036
87264A-BD-6	T-MOBILE USA INC 3.750% 04/15/27		08/24/2023	Witter Morgan Stanley Dean		1,881,160	2,000,000	2,007,607	2,005,568	0	(843)	0	(843)	0	2,004,725	0	(123,565)	(123,565)	65,208	04/15/2027
88031J-AB-2	TENASKA GEORGIA PARTNERS SENIOR SECURED BOND 9.500% 02/01/30		08/01/2023	Redemption		100,000	390,000	409,477	396,567	0	(265)	0	(265)	0	396,302	0	(6,302)	(6,302)	27,788	02/01/2030
88031Q-AA-8	TENASKA VIRGINIA PARTNERS 144A 6.119% 03/30/24		12/31/2023	Redemption		100,000	440,420	440,420	440,420	0	0	0	0	0	440,420	0	0	0	16,843	03/30/2024
88315L-AE-8	TEXTAINER MARINE CONTAINERS 2020-1A A 2.730% 08/21/45		12/01/2023	Paydown		116,216	116,216	116,197	116,156	0	60	0	60	0	116,216	0	0	0	1,712	08/21/2045
88315L-AR-9	TEXTAINER MARINE CONTAINERS 2021-2A B 2.820% 04/20/46		12/20/2023	Paydown		160,000	160,000	159,943	159,951	0	49	0	49	0	160,000	0	0	0	2,444	04/20/2046
88642M-AE-0	TIDEWATER AUTO RECEIVABLES TR 2018-AA D 4.300% 11/15/24		01/15/2023	Paydown		84,961	84,961	84,944	84,940	0	21	0	21	0	84,961	0	0	0	304	11/15/2024
891027-AF-1	TORCHMARK CORP 7.875% 05/15/23		05/15/2023	Maturity		4,875,000	4,875,000	5,096,666	4,882,568	0	(7,568)	0	(7,568)	0	4,875,000	0	0	0	191,953	05/15/2023
89255F-AA-9	TRADEMARK ROYALTY 2018-1 LLC 4.920% 07/01/48		12/01/2023	Redemption		100,000	6,517	6,517	6,517	0	0	0	0	0	6,517	0	0	0	216	07/01/2048
89656C-AA-1	TRINITY RAIL LEASING LP 2010-1A A 5.194% 10/16/40		12/16/2023	Paydown		123,703	123,703	123,703	123,703	0	0	0	0	0	123,703	0	0	0	3,262	10/16/2040
90263B-HE-1	UCFC HOME EQUITY LOAN 1998-D MF2 7.750% 04/15/30		12/01/2023	Paydown		163,229	169,585	147,647	147,647	0	0	0	0	0	147,647	0	15,582	15,582	6,855	04/15/2030
90932Q-AA-4	UNITED AIR 2014-2 A PTT 3.750% 09/03/26		09/03/2023	Redemption		100,000	382,199	382,813	382,426	0	(12)	0	(12)	0	382,414	0	(216)	(216)	10,744	09/03/2026
92243R-AC-8	VCP RRL ABS 1 LTD 2021-1A B 2.848% 10/20/31		10/20/2023	Paydown		164,707	164,707	164,707	164,707	0	0	0	0	0	164,707	0	0	0	4,450	10/20/2031
92257N-AA-4	VELOCITY COMMERCIAL CAPITAL LO 2019-2 A 3.130% 07/25/49		12/01/2023	Paydown		147,360	147,360	147,346	147,140	0	221	0	221	0	147,360	0	0	0	2,772	07/25/2049
924923-AA-3	VERUS SECURITIZATION TRUST 2022-1W2 A1 6.790% 10/25/67		12/01/2023	Paydown		787,032	787,032	779,031	779,233	0	7,799	0	7,799	0	787,032	0	0	0	31,679	10/25/2067
92838E-AA-1	VISTA RIDGE LLC SENIOR SECURED NOTES 2.570% 10/14/49		12/31/2023	Redemption		100,000	75,295	75,295	75,295	0	0	0	0	0	75,295	0	0	0	1,220	10/14/2049
94354K-AA-8	WAVE USA 2019-1 A 3.597% 09/15/44		12/15/2023	Paydown		203,739	203,739	203,730	203,730	0	9	0	9	0	203,739	0	0	0	3,657	09/15/2044
95002F-AE-4	WELLS FARGO MORTGAGE BACKED 2019-4 A5 3.500% 09/25/49		12/01/2023	Paydown		162,501	162,501	166,654	164,455	0	(1,953)	0	(1,953)	0	162,501	0	0	0	2,667	09/25/2049
95002J-AA-4	WELLS FARGO MRTG BACKED SEC 2019-2 A1 4.000% 04/25/49		12/01/2023	Paydown		8,232	8,232	8,378	8,250	0	(19)	0	(19)	0	8,232	0	0	0	143	04/25/2049

ANNUAL STATEMENT FOR THE YEAR 2023 OF AUGUSTAR LIFE ASSURANCE CORPORATION

SCHEDULE D - PART 4

Showing All Long-Term Bonds and Stocks SOLD, REDEEMED or Otherwise DISPOSED OF During Current Year

1	2	3	4	5	6	7	8	9	10	Change In Book/Adjusted Carrying Value					16	17	18	19	20	21
										11	12	13	14	15						
CUSIP Identification	Description	Foreign	Disposal Date	Name of Purchaser	Number of Shares of Stock	Consideration	Par Value	Actual Cost	Prior Year Book/ Adjusted Carrying Value	Unrealized Valuation Increase/ (Decrease)	Current Year's (Amortization)/ Accretion	Current Year's Other-Than-Temporary Impairment Recognized	Total Change in Book/ Adjusted Carrying Value (11+12-13)	Total Foreign Exchange Change in Book/ Adjusted Carrying Value	Book/ Adjusted Carrying Value at Disposal Date	Foreign Exchange Gain (Loss) on Disposal	Realized Gain (Loss) on Disposal	Total Gain (Loss) on Disposal	Bond Interest/ Stock Dividends Received During Year	Stated Contractual Maturity Date
95058X-AL-2	WENDYS FUNDING LLC 2021-1A A211 2.775% 06/15/51		12/15/2023	Paydown		45,004	45,004	45,004	45,004	0	0	0	0	0	45,004	0	0	0	781	06/15/2051
960402-AS-4	CBS CORP WESTINGHOUSE ELEC CORP 7.875% 09/01/23		09/01/2023	Maturity		75,000	75,000	90,306	75,879	0	(879)	0	(879)	0	75,000	0	0	0	5,906	09/01/2023
97064F-AA-3	WILLIS ENGINE SECURITIZATION T 2020-A A 3.228% 03/15/45		12/15/2023	Paydown		97,718	97,718	97,717	97,716	0	2	0	2	0	97,718	0	0	0	1,801	03/15/2045
97064G-AA-1	WILLIS ENGINE SECURITIZATION T 2021-A A 3.104% 05/15/46		12/15/2023	Paydown		70,296	70,296	70,293	70,293	0	4	0	4	0	70,296	0	0	0	1,148	05/15/2046
974153-AB-4	WINGSTOP FUNDING LLC 2020-1A A2 2.841% 12/05/50		06/05/2023	Paydown		5,000	5,000	5,000	5,000	0	0	0	0	0	5,000	0	0	0	53	12/05/2050
97652P-AA-9	WINWATER MORTGAGE LOAN TRUST 2014-1 A1 3.919% 06/27/44		12/01/2023	Paydown		4,535	4,535	4,688	4,547	0	14	0	14	0	4,561	0	(25)	(25)	93	06/27/2044
98920M-AA-0	ZAXBY'S FUNDING LLC 2021-1A A2 3.238% 07/30/51		10/30/2023	Paydown		45,000	45,000	45,000	45,000	0	0	0	0	0	45,000	0	0	0	911	07/30/2051
009090-AA-9	AIR CANADA 2015-1A 3.600% 03/15/27	A	09/15/2023	Redemption 100.0000		144,747	144,747	146,918	145,907	0	(119)	0	(119)	0	145,788	0	(1,041)	(1,041)	3,908	03/15/2027
009090-AB-7	AIR CANADA 2015-1B 3.875% 03/15/23	A	03/15/2023	Redemption 100.0000		470,417	470,417	470,417	470,417	0	0	0	0	0	470,417	0	0	0	9,114	03/15/2023
05256L-AB-9	AUSTRALIA PACIFIC LNG PROC PTY SENIOR SECURED NOTE 4.820% 09/30/30	D	09/30/2023	Redemption 100.0000		45,000	45,000	45,000	45,000	0	0	0	0	0	45,000	0	0	0	2,169	09/30/2030
05256L-AC-7	AUSTRALIA PACIFIC LNG PROC PTY SENIOR SECURED NOTES 4.850% 09/30/30	D	09/30/2023	Redemption 100.0000		52,500	52,500	52,500	52,500	0	0	0	0	0	52,500	0	0	0	2,546	09/30/2030
05330K-AA-3	AUTO METRO PUERTO RICO AUTOPISTAS LLC 144A 6.750% 06/30/35	C	12/31/2023	Redemption 100.0000		120,000	120,000	120,000	120,000	0	0	0	0	0	120,000	0	0	0	5,063	06/30/2035
10948V-BA-2	BRIGHTWOOD CAPITAL MM CLO LTD. 2020-1A A2R 7.471% 01/15/31	D	10/15/2023	Paydown		354,002	354,002	354,002	354,002	0	0	0	0	0	354,002	0	0	0	13,701	01/15/2031
200447-AA-1	COMISION FEDERAL DE ELECTRICID SENIOR NOTES 4.390% 09/29/36	D	09/29/2023	Redemption 100.0000		300,000	300,000	300,000	300,000	0	0	0	0	0	300,000	0	0	0	13,170	09/29/2036
200447-AA-9	COMISION FEDERAL DE ELECTRICID SENIOR NOTES 5.460% 06/26/38	D	06/26/2023	Redemption 100.0000		50,000	50,000	50,000	50,000	0	0	0	0	0	50,000	0	0	0	1,365	06/26/2038
21867-AA-4	CORE LABORATORIES (US) INTS SERIES 2011B 4.110% 09/30/23	D	09/30/2023	Maturity		2,000,000	2,000,000	1,904,560	1,988,888	0	11,112	0	11,112	0	2,000,000	0	0	0	82,200	09/30/2023
45605P-AM-0	INDUSTRIAL DPR FUNDING LTD 2016-1A 3 5.235% 04/15/26	D	10/15/2023	Redemption 100.0000		291,661	291,661	291,661	291,661	0	0	0	0	0	291,661	0	0	0	9,605	04/15/2026
78391Y-AA-5	RYMAN HEALTHCARE LTD SENIOR SECURED NOTES 4.260% 02/16/36	D	03/10/2023	Redemption 100.0000		5,000,000	5,000,000	5,000,000	5,000,000	0	0	0	0	0	5,000,000	0	0	0	120,700	02/16/2036
83363R-AA-5	SOCIEDAD CONC AUTOPISTA CENTRA 144A SENIOR SECURED BOND 6.223% 12/15/26	C	12/15/2023	Redemption 100.0000		499,375	499,375	499,375	499,375	0	0	0	0	0	499,375	0	0	0	23,307	12/15/2026
89382P-AA-3	TRANSOCEAN PONTUS LTD 144A 6.125% 08/01/25	D	02/16/2023	Call 103.0630		520,468	505,000	506,894	505,627	0	20	0	20	0	505,646	0	(646)	(646)	32,223	08/01/2025
89382P-AA-3	TRANSOCEAN PONTUS LTD 144A 6.125% 08/01/25	D	02/01/2023	Redemption 100.0000		55,000	55,000	55,206	55,068	0	(1)	0	(1)	0	55,067	0	(67)	(67)	1,684	08/01/2025
92979E-AC-6	WACKER CHEMICAL CORP SERIES C 4.180% 04/23/23	D	04/23/2023	Maturity		2,000,000	2,000,000	2,000,000	2,000,000	0	0	0	0	0	2,000,000	0	0	0	42,032	04/23/2023
F9120#-AA-4	TELEPERFORMANCE SE SERIES C SENIOR NOTE 3.920% 12/14/23	D	12/14/2023	Maturity		1,000,000	1,000,000	1,000,000	1,000,000	0	0	0	0	0	1,000,000	0	0	0	39,200	12/14/2023
G2615E-AB-0	DCC TREASURY IRELAND 2013 LMTD SERIES B 4.040% 04/25/23	D	04/25/2023	Maturity		3,000,000	3,000,000	3,000,000	3,000,000	0	0	0	0	0	3,000,000	0	0	0	60,600	04/25/2023
G5963F-AH-6	MEGGITT PLC SENIOR NOTE, SERIES B 3.600% 07/06/26	D	06/23/2023	Redemption 100.0000		2,000,000	2,000,000	2,000,000	2,000,000	0	0	0	0	0	2,000,000	0	0	0	69,400	07/06/2026
P7077E-AF-1	NASSAU AIRPORT DEVELOPMENT CO 7.000% 11/30/33	D	12/31/2023	Redemption 100.0000		180,000	180,000	180,000	180,000	0	0	0	0	0	180,000	0	0	0	7,875	11/30/2033
Q0458*-AF-6	AQUASURE PTY LTD SERIES 2018A 4.320% 01/12/34	D	07/12/2023	Various		44,704	44,704	44,704	44,704	0	0	0	0	0	44,704	0	0	0	1,448	01/12/2034
Q1629#-AB-3	BRISBANE AIRPORT CORP PTY LTD SERIES B 5.340% 07/14/23	D	07/14/2023	Maturity		1,000,000	1,000,000	1,000,000	1,000,000	0	0	0	0	0	1,000,000	0	0	0	53,400	07/14/2023

ANNUAL STATEMENT FOR THE YEAR 2023 OF AUGUSTAR LIFE ASSURANCE CORPORATION

SCHEDULE D - PART 4

Showing All Long-Term Bonds and Stocks SOLD, REDEEMED or Otherwise DISPOSED OF During Current Year

1	2	3	4	5	6	7	8	9	10	Change In Book/Adjusted Carrying Value					16	17	18	19	20	21	
										11	12	13	14	15							
CUSIP Identification	Description	Foreign	Disposal Date	Name of Purchaser	Number of Shares of Stock	Consideration	Par Value	Actual Cost	Prior Year Book/ Adjusted Carrying Value	Unrealized Valuation Increase/ (Decrease)	Current Year's (Amortization)/ Accretion	Current Year's Other-Than-Temporary Impairment Recognized	Total Change in Book/ Adjusted Carrying Value (11+12-13)	Total Foreign Exchange Change in Book/ Adjusted Carrying Value	Book/ Adjusted Carrying Value at Disposal Date	Foreign Exchange Gain (Loss) on Disposal	Realized Gain (Loss) on Disposal	Total Gain (Loss) on Disposal	Bond Interest/ Stock Dividends Received During Year	Stated Contractual Maturity Date	
02107#-AH-9	CONTACT ENERGY LTD SR NOTES SERIES B 4.090% 12/19/23	D	12/19/2023	Maturity		3,500,000	3,500,000	3,500,000	3,500,000	0	0	0	0	0	3,500,000	0	0	0	143,150	12/19/2023	
08749#-AF-2	WES TRAC PTY LTD SERIES A 5.190% 06/07/23	D	06/07/2023	Maturity		1,000,000	1,000,000	1,000,000	1,000,000	0	0	0	0	0	1,000,000	0	0	0	25,950	06/07/2023	
08749#-AG-0	WES TRAC PTY LTD SERIES B 5.190% 07/07/23	D	07/07/2023	Maturity		2,000,000	2,000,000	2,000,000	2,000,000	0	0	0	0	0	2,000,000	0	0	0	103,800	07/07/2023	
1109999999. Subtotal - Bonds - Industrial and Miscellaneous (Unaffiliated)						92,912,482	96,704,046	94,693,432	94,481,687	4,118	93,976	2,067	96,027	0	94,577,711	0	(1,705,712)	(1,705,712)	3,267,460	XXX	
2509999997. Total - Bonds - Part 4						135,364,086	140,858,595	139,129,237	138,674,757	4,118	55,184	2,067	57,235	0	138,731,989	0	(2,831,660)	(2,831,660)	3,902,661	XXX	
2509999998. Total - Bonds - Part 5						1,447,177	1,447,177	1,386,165	0	0	44,888	0	44,888	0	1,431,053	44,888	16,124	16,124	13,616	XXX	
2509999999. Total - Bonds						136,811,263	142,305,772	140,515,402	138,674,757	4,118	100,072	2,067	102,123	0	140,163,042	0	(2,815,536)	(2,815,536)	3,916,277	XXX	
4509999997. Total - Preferred Stocks - Part 4						0	XXX	0	0	0	0	0	0	0	0	0	0	0	0	0	XXX
4509999998. Total - Preferred Stocks - Part 5						0	XXX	0	0	0	0	0	0	0	0	0	0	0	0	0	XXX
4509999999. Total - Preferred Stocks						0	XXX	0	0	0	0	0	0	0	0	0	0	0	0	0	XXX
	RIESEL HOLDCO LLC		11/17/2023	Capital Distribution	0.000	144,444		144,444	144,444	0	0	0	0	0	144,444	0	0	0	0	0	
5029999999. Subtotal - Common Stocks - Industrial and Miscellaneous (Unaffiliated) Other						144,444	XXX	144,444	144,444	0	0	0	0	0	144,444	0	0	0	0	0	XXX
5989999997. Total - Common Stocks - Part 4						144,444	XXX	144,444	144,444	0	0	0	0	0	144,444	0	0	0	0	0	XXX
5989999998. Total - Common Stocks - Part 5						0	XXX	0	0	0	0	0	0	0	0	0	0	0	0	0	XXX
5989999999. Total - Common Stocks						144,444	XXX	144,444	144,444	0	0	0	0	0	144,444	0	0	0	0	0	XXX
5999999999. Total - Preferred and Common Stocks						144,444	XXX	144,444	144,444	0	0	0	0	0	144,444	0	0	0	0	0	XXX
6009999999 - Totals						136,955,707	XXX	140,659,846	138,819,201	4,118	100,072	2,067	102,123	0	140,307,486	0	(2,815,536)	(2,815,536)	3,916,277	XXX	

ANNUAL STATEMENT FOR THE YEAR 2023 OF AUGUSTAR LIFE ASSURANCE CORPORATION

SCHEDULE D - PART 5

Showing All Long-Term Bonds and Stocks ACQUIRED During Year and Fully DISPOSED OF During Current Year

1	2	3	4	5	6	7	8	9	10	11	Change in Book/Adjusted Carrying Value					17	18	19	20	21			
											12	13	14	15	16								
CUSIP Identification	Description	Foreign	Date Acquired	Name of Vendor	Disposal Date	Name of Purchaser	Par Value (Bonds) or Number of Shares (Stock)	Actual Cost	Consideration	Book/Adjusted Carrying Value at Disposal	Unrealized Valuation Increase/(Decrease)	Current Year's (Amortization)/Accretion	Current Year's Other-Than-Temporary Impairment Recognized	Total Change in Book/Adjusted Carrying Value (12 + 13 - 14)	Total Foreign Exchange Change in Book/Adjusted Carrying Value	Foreign Exchange Gain (Loss) on Disposal	Realized Gain (Loss) on Disposal	Total Gain (Loss) on Disposal	Interest and Dividends Received During Year	Paid for Accrued Interest and Dividends			
38383V-MS-4	GNMA 2023-35 DA 4.500% 02/20/52		11/13/2023	Santander	12/01/2023	Paydown	56,769	53,283	56,769	56,769	0	3,486	0	3,486	0	0	0	0	0	213	106		
0109999999. Subtotal - Bonds - U.S. Governments							56,769	53,283	56,769	56,769	0	3,486	0	3,486	0	0	0	0	0	0	213	106	
59465P-CD-8	MICHIGAN ST HSG DEV AUTH RENTA 3.058% 10/01/46		08/17/2023	Incapital	10/01/2023	Redemption	100.0000	48,551	32,833	48,551	32,872	0	39	0	39	0	15,679	15,679	742	577			
60416T-RS-9	MINNESOTA ST HSG FIN AGY 4.707% 07/01/41		07/06/2023	Incapital	11/01/2023	Redemption	100.0000	5,000	4,550	5,000	4,555	0	5	0	5	0	445	445	67	6			
88271H-FL-8	TEXAS ST AFFORDABLE HSG CORP 2013A 2.700% 09/01/41		03/01/2023	Direct	06/01/2023	Redemption	100.0000	1,385	1,385	1,385	1,385	0	0	0	0	0	0	0	8	0			
0509999999. Subtotal - Bonds - U.S. States, Territories and Possessions							54,936	38,768	54,936	38,812	0	44	0	44	0	16,124	16,124	817	583				
31368M-OB-7	FANNIE MAE 2022-17 N 3.500% 11/25/48		09/25/2023	Bank of America	12/01/2023	Paydown	351,423	319,219	351,423	351,423	351,423	0	32,205	0	32,205	0	0	0	1,640	922			
31368M-ZY-7	FANNIE MAE 2022-22 P 4.500% 05/25/51		10/30/2023	Bank of America	12/01/2023	Paydown	104,753	97,993	104,753	104,753	104,753	0	6,760	0	6,760	0	0	0	383	13			
3137H9-64-5	FREDDIE MAC 5271 GV 5.500% 09/25/33		10/06/2023	Morgan Stanley Dean Witter	12/01/2023	Paydown	119,135	116,826	119,135	119,135	119,135	0	2,308	0	2,308	0	0	0	820	200			
0909999999. Subtotal - Bonds - U.S. Special Revenues							575,311	534,038	575,311	575,311	0	41,273	0	41,273	0	0	0	0	0	2,853	1,135		
225740-AA-7	CRESCENT DIRECT LENDING FD III NOTE 5.000% 01/29/31		08/04/2023	Direct	11/20/2023	Redemption	100.0000	215,461	215,461	215,461	215,461	0	0	0	0	0	0	0	1,614	0			
225740-AA-7	CRESCENT DIRECT LENDING FD III NOTE 5.000% 01/29/31		11/01/2023	Interest Capitalization	11/20/2023	Redemption	100.0000	14,131	14,131	14,131	14,131	0	0	0	0	0	0	0	146	0			
72305*-AA-9	PineBridge Private Credit III Note A 3.250% 08/31/32		12/04/2023	Direct	12/22/2023	Redemption	100.0000	110,813	110,813	110,813	110,813	0	0	0	0	0	0	0	1,657	0			
72305*-AB-7	PineBridge Private Credit III Note B 4.750% 08/31/32		12/04/2023	Direct	12/22/2023	Redemption	100.0000	50,458	50,458	50,458	50,458	0	0	0	0	0	0	0	887	0			
82650B-AB-2	SIERRA RECEIVABLES FUNDING CO 2023-2A B 6.280% 04/20/40		07/11/2023	Deutsche Bank Securities	12/20/2023	Paydown	365,279	365,194	365,279	365,279	365,279	0	85	0	85	0	0	0	5,379	0			
92259H-AG-2	VELOCITY COMMERCIAL CAPITAL LO 2023-4 M2 9.080% 11/25/53		10/31/2023	Citi Global Markets Inc.	12/01/2023	Paydown	4,019	4,019	4,019	4,019	4,019	0	0	0	0	0	0	0	50	35			
1109999999. Subtotal - Bonds - Industrial and Miscellaneous (Unaffiliated)							760,161	760,076	760,161	760,161	0	85	0	85	0	0	0	0	0	9,733	35		
2509999998. Total - Bonds							1,447,177	1,386,165	1,447,177	1,431,053	0	44,888	0	44,888	0	16,124	16,124	13,616	1,859				
4509999998. Total - Preferred Stocks							0	0	0	0	0	0	0	0	0	0	0	0	0	0	0	0	0
5989999998. Total - Common Stocks							0	0	0	0	0	0	0	0	0	0	0	0	0	0	0	0	0
5999999999. Total - Preferred and Common Stocks							0	0	0	0	0	0	0	0	0	0	0	0	0	0	0	0	0
6009999999 - Totals							1,386,165	1,447,177	1,431,053	1,431,053	0	44,888	0	44,888	0	16,124	16,124	13,616	1,859				

E15

Schedule D-Part 6-Section 1-Valuation of Shares of Subsidiary, Controlled or Affiliated Companies

N O N E

Schedule D - Part 6 - Section 2

N O N E

Schedule DA - Part 1 - Short-Term Investments Owned

N O N E

ANNUAL STATEMENT FOR THE YEAR 2023 OF AUGUSTAR LIFE ASSURANCE CORPORATION

SCHEDULE DB - PART A - SECTION 1

Showing all Options, Caps, Floors, Collars, Swaps and Forwards Open as of December 31 of Current Year

1	2	3	4	5	6	7	8	9	10	11	12	13	14	15	16	17	18	19	20	21	22	23			
Description	Description of Item(s) Hedged, Used for Income Generation or Replicated	Schedule/ Exhibit Identifier	Type(s) of Risk(s) (a)	Exchange, Counterparty or Central Clearinghouse	Trade Date	Date of Maturity or Expiration	Number of Contracts	Notional Amount	Strike Price, Rate or Index Received (Paid)	Cumulative Prior Year(s) Initial Cost of Un-discounted Premium (Received) Paid	Current Year Initial Cost of Un-discounted Premium (Received) Paid	Current Year Income	Book/ Adjusted Carrying Value	Code	Fair Value	Unrealized Valuation Increase/ (Decrease)	Total Foreign Exchange Change in B./A.C.V.	Current Year's (Amortization)/ Accretion	Adjustment to Carrying Value of Hedged Item	Potential Exposure	Credit Quality of Reference Entity	Hedge Effectiveness at Inception and at Year-end (b)			
007999999. Subtotal - Purchased Options - Hedging Effective Excluding Variable Annuity Guarantees Under SSAP No.108										0	0	0	0	XXX	0	0	0	0	0	0	XXX	XXX			
014999999. Subtotal - Purchased Options - Hedging Effective Variable Annuity Guarantees Under SSAP No.108										0	0	0	0	XXX	0	0	0	0	0	0	0	0	0	XXX	XXX
S&P 500 1/12/2024 Strike @ 3990.97	Indexed Universal Life	Exhibit 5 ...	Equity/Index	Goldman Sachs W22LR0WP21HZNB6K528	01/18/2023	01/12/2024	2,575	10,276,349	3,990.97	0	935,255	0	2,027,853		2,027,853	1,092,597	0	0	0	0	0	0/0			
7846LS226																									
S&P 500 2/15/2024 Strike @ 4147.6	Indexed Universal Life	Exhibit 5 ...	Equity/Index	Goldman Sachs W22LR0WP21HZNB6K528	02/16/2023	02/15/2024	1,335	5,536,631	4,147.60	0	513,937	0	872,701		872,701	358,764	0	0	0	0	0	0	0/0		
7846LS228																									
S&P 500 3/15/2024 Strike @ 3891.93	Indexed Universal Life	Exhibit 5 ...	Equity/Index	Goldman Sachs W22LR0WP21HZNB6K528	03/16/2023	03/15/2024	1,713	6,667,460	3,891.93	0	690,399	0	1,573,042		1,573,042	882,643	0	0	0	0	0	0	0/0		
7846LS230																									
S&P 500 4/15/2024 Strike @ 4137.64	Indexed Universal Life	Exhibit 5 ...	Equity/Index	Goldman Sachs W22LR0WP21HZNB6K528	04/18/2023	04/15/2024	1,892	7,828,994	4,137.64	0	751,180	0	1,329,637		1,329,637	578,458	0	0	0	0	0	0	0/0		
7846LS232																									
S&P 500 5/15/2024 Strike @ 4136.28	Indexed Universal Life	Exhibit 5 ...	Equity/Index	Bank of America Merr EYKN6VOZCB8VD9IULB80	05/16/2023	05/15/2024	1,417	5,859,165	4,136.28	0	530,194	0	1,029,968		1,029,968	499,775	0	0	0	0	0	0	0/0		
7846LS234																									
S&P 500 6/14/2024 Strike @ 4425.84	Indexed Universal Life	Exhibit 5 ...	Equity/Index	Bank of America Merr EYKN6VOZCB8VD9IULB80	06/16/2023	06/14/2024	1,641	7,260,900	4,425.84	0	641,873	0	806,896		806,896	165,023	0	0	0	0	0	0	0/0		
7846LS236																									
S&P 500 7/15/2024 Strike @ 4505.42	Indexed Universal Life	Exhibit 5 ...	Equity/Index	Bank of America Merr EYKN6VOZCB8VD9IULB80	07/18/2023	07/15/2024	2,027	9,131,901	4,505.42	0	835,443	0	916,845		916,845	81,401	0	0	0	0	0	0	0/0		
7846LS238																									
S&P 500 8/15/2024 Strike @ 4437.86	Indexed Universal Life	Exhibit 5 ...	Equity/Index	Bank of America Merr EYKN6VOZCB8VD9IULB80	08/16/2023	08/15/2024	1,648	7,313,638	4,437.86	0	675,640	0	878,582		878,582	202,942	0	0	0	0	0	0	0/0		
7846LS240																									
S&P 500 9/13/2024 Strike @ 4450.32	Indexed Universal Life	Exhibit 5 ...	Equity/Index	Bank of America Merr EYKN6VOZCB8VD9IULB80	09/18/2023	09/13/2024	1,934	8,605,183	4,450.32	0	779,996	0	1,052,537		1,052,537	272,541	0	0	0	0	0	0	0/0		
7846LS242																									
S&P 500 10/15/2024 Strike @ 4327.78	Indexed Universal Life	Exhibit 5 ...	Equity/Index	Goldman Sachs W22LR0WP21HZNB6K528	10/17/2023	10/15/2024	2,263	9,792,857	4,327.78	0	997,890	0	1,503,567		1,503,567	505,676	0	0	0	0	0	0	0/0		
7846LS244																									
S&P 500 11/15/2024 Strike @ 4502.88	Indexed Universal Life	Exhibit 5 ...	Equity/Index	Goldman Sachs W22LR0WP21HZNB6K528	11/16/2023	11/15/2024	1,918	8,637,605	4,502.88	0	732,768	0	1,062,953		1,062,953	330,185	0	0	0	0	0	0	0/0		
7846LS246																									
S&P 500 12/13/2024 Strike @ 4719.19	Indexed Universal Life	Exhibit 5 ...	Equity/Index	Goldman Sachs W22LR0WP21HZNB6K528	12/18/2023	12/13/2024	2,045	9,650,224	4,719.19	0	834,315	0	853,245		853,245	18,929	0	0	0	0	0	0	0/0		
7846LS248																									
015999999. Subtotal - Purchased Options - Hedging Other - Call Options and Warrants										0	8,918,890	0	13,907,825	XXX	13,907,825	4,988,935	0	0	0	0	XXX	XXX			
021999999. Subtotal - Purchased Options - Hedging Other										0	8,918,890	0	13,907,825	XXX	13,907,825	4,988,935	0	0	0	0	0	0	XXX	XXX	
028999999. Subtotal - Purchased Options - Replications										0	0	0	0	XXX	0	0	0	0	0	0	0	0	XXX	XXX	
035999999. Subtotal - Purchased Options - Income Generation										0	0	0	0	XXX	0	0	0	0	0	0	0	0	XXX	XXX	
042999999. Subtotal - Purchased Options - Other										0	0	0	0	XXX	0	0	0	0	0	0	0	0	XXX	XXX	
043999999. Total Purchased Options - Call Options and Warrants										0	8,918,890	0	13,907,825	XXX	13,907,825	4,988,935	0	0	0	0	0	0	XXX	XXX	
044999999. Total Purchased Options - Put Options										0	0	0	0	XXX	0	0	0	0	0	0	0	0	XXX	XXX	
045999999. Total Purchased Options - Caps										0	0	0	0	XXX	0	0	0	0	0	0	0	0	XXX	XXX	
046999999. Total Purchased Options - Floors										0	0	0	0	XXX	0	0	0	0	0	0	0	0	XXX	XXX	
047999999. Total Purchased Options - Collars										0	0	0	0	XXX	0	0	0	0	0	0	0	0	XXX	XXX	
048999999. Total Purchased Options - Other										0	0	0	0	XXX	0	0	0	0	0	0	0	0	XXX	XXX	
049999999. Total Purchased Options										0	8,918,890	0	13,907,825	XXX	13,907,825	4,988,935	0	0	0	0	0	0	XXX	XXX	
056999999. Subtotal - Written Options - Hedging Effective Excluding Variable Annuity Guarantees Under SSAP No.108										0	0	0	0	XXX	0	0	0	0	0	0	0	0	XXX	XXX	
063999999. Subtotal - Written Options - Hedging Effective Variable Annuity Guarantees Under SSAP No.108										0	0	0	0	XXX	0	0	0	0	0	0	0	0	XXX	XXX	

E18

ANNUAL STATEMENT FOR THE YEAR 2023 OF AUGUSTAR LIFE ASSURANCE CORPORATION

SCHEDULE DB - PART A - SECTION 1

Showing all Options, Caps, Floors, Collars, Swaps and Forwards Open as of December 31 of Current Year

1	2	3	4	5	6	7	8	9	10	11	12	13	14	15	16	17	18	19	20	21	22	23	
Description	Description of Item(s) Hedged, Used for Income Generation or Replicated	Schedule/ Exhibit Identifier	Type(s) of Risk(s) (a)	Exchange, Counterparty or Central Clearinghouse	Trade Date	Date of Maturity or Expiration	Number of Contracts	Notional Amount	Strike Price, Rate or Index Received (Paid)	Cumulative Prior Year(s) Initial Cost of Un-discounted Premium (Received) Paid	Current Year Initial Cost of Un-discounted Premium (Received) Paid	Current Year Income	Book/ Adjusted Carrying Value	Code	Fair Value	Unrealized Valuation Increase/ (Decrease)	Total Foreign Exchange Change in B./A.C.V.	Current Year's (Amortization)/ Accretion	Adjustment to Carrying Value of Hedged Item	Potential Exposure	Credit Quality of Reference Entity	Hedge Effectiveness at Inception and at Year-end (b)	
S&P 500 1/12/2024 Strike @ 4320.67 7846SS226	Indexed Universal Life	Exhibit 5	Equity/Index	Goldman Sachs W22LR0WP21HZNB66K528	01/18/2023	01/12/2024	2,575	11,125,293	4,320.67	0	(476,524)	0	(1,182,736)		(1,182,736)	(706,212)	0	0	0	0	0	0/0	
S&P 500 2/15/2024 Strike @ 4494.6 7846SS228	Indexed Universal Life	Exhibit 5	Equity/Index	Goldman Sachs W22LR0WP21HZNB66K528	02/16/2023	02/15/2024	1,335	5,999,842	4,494.60	0	(250,441)	0	(428,130)		(428,130)	(177,690)	0	0	0	0	0	0/0	
S&P 500 3/15/2024 Strike @ 4227.49 7846SS230	Indexed Universal Life	Exhibit 5	Equity/Index	Goldman Sachs W22LR0WP21HZNB66K528	03/16/2023	03/15/2024	1,713	7,242,324	4,227.49	0	(353,406)	0	(1,018,055)		(1,018,055)	(664,649)	0	0	0	0	0	0/0	
S&P 500 4/15/2024 Strike @ 4479.75 7846SS232	Indexed Universal Life	Exhibit 5	Equity/Index	Goldman Sachs W22LR0WP21HZNB66K528	04/18/2023	04/15/2024	1,892	8,476,314	4,479.75	0	(359,828)	0	(740,598)		(740,598)	(380,770)	0	0	0	0	0	0/0	
S&P 500 5/15/2024 Strike @ 4491 7846SS234	Indexed Universal Life	Exhibit 5	Equity/Index	Bank of America Merr EYKN6VOZCB8VD91ULB80	05/16/2023	05/15/2024	1,417	6,361,636	4,491.00	0	(237,318)	0	(583,647)		(583,647)	(346,330)	0	0	0	0	0	0/0	
S&P 500 6/14/2024 Strike @ 4797.1 7846SS236	Indexed Universal Life	Exhibit 5	Equity/Index	Bank of America Merr EYKN6VOZCB8VD91ULB80	06/16/2023	06/14/2024	1,641	7,869,978	4,797.10	0	(281,074)	0	(342,743)		(342,743)	(61,669)	0	0	0	0	0	0/0	
S&P 500 7/15/2024 Strike @ 4889.33 7846SS238	Indexed Universal Life	Exhibit 5	Equity/Index	Bank of America Merr EYKN6VOZCB8VD91ULB80	07/18/2023	07/15/2024	2,027	9,910,036	4,889.33	0	(355,278)	0	(365,352)		(365,352)	(10,074)	0	0	0	0	0	0/0	
S&P 500 8/15/2024 Strike @ 4818.12 7846SS240	Indexed Universal Life	Exhibit 5	Equity/Index	Bank of America Merr EYKN6VOZCB8VD91ULB80	08/16/2023	08/15/2024	1,648	7,940,310	4,818.12	0	(308,233)	0	(415,129)		(415,129)	(106,896)	0	0	0	0	0	0/0	
S&P 500 9/13/2024 Strike @ 4833.55 7846SS242	Indexed Universal Life	Exhibit 5	Equity/Index	Bank of America Merr EYKN6VOZCB8VD91ULB80	09/18/2023	09/13/2024	1,934	9,346,201	4,833.55	0	(340,148)	0	(513,836)		(513,836)	(173,689)	0	0	0	0	0	0/0	
S&P 500 10/15/2024 Strike @ 4689.75 7846SS244	Indexed Universal Life	Exhibit 5	Equity/Index	Goldman Sachs W22LR0WP21HZNB66K528	10/17/2023	10/15/2024	2,263	10,611,919	4,689.75	0	(500,973)	0	(875,484)		(875,484)	(374,512)	0	0	0	0	0	0/0	
S&P 500 11/15/2024 Strike @ 4882.12 7846SS246	Indexed Universal Life	Exhibit 5	Equity/Index	Goldman Sachs W22LR0WP21HZNB66K528	11/16/2023	11/15/2024	1,918	9,365,078	4,882.12	0	(313,978)	0	(560,360)		(560,360)	(246,383)	0	0	0	0	0	0/0	
S&P 500 12/13/2024 Strike @ 5134.89 7846SS248	Indexed Universal Life	Exhibit 5	Equity/Index	Goldman Sachs W22LR0WP21HZNB66K528	12/18/2023	12/13/2024	2,045	10,500,285	5,134.89	0	(339,820)	0	(360,267)		(360,267)	(20,447)	0	0	0	0	0	0/0	
0649999999. Subtotal - Written Options - Hedging Other - Call Options and Warrants										0	(4,117,018)	0	(7,386,337)	XXX	(7,386,337)	(3,269,319)	0	0	0	0	0	XXX	XXX
0709999999. Subtotal - Written Options - Hedging Other										0	(4,117,018)	0	(7,386,337)	XXX	(7,386,337)	(3,269,319)	0	0	0	0	0	XXX	XXX
0779999999. Subtotal - Written Options - Replications										0	0	0	0	XXX	0	0	0	0	0	0	0	XXX	XXX
0849999999. Subtotal - Written Options - Income Generation										0	0	0	0	XXX	0	0	0	0	0	0	0	XXX	XXX
0919999999. Subtotal - Written Options - Other										0	0	0	0	XXX	0	0	0	0	0	0	0	XXX	XXX
0929999999. Total Written Options - Call Options and Warrants										0	(4,117,018)	0	(7,386,337)	XXX	(7,386,337)	(3,269,319)	0	0	0	0	0	XXX	XXX
0939999999. Total Written Options - Put Options										0	0	0	0	XXX	0	0	0	0	0	0	0	XXX	XXX
0949999999. Total Written Options - Caps										0	0	0	0	XXX	0	0	0	0	0	0	0	XXX	XXX
0959999999. Total Written Options - Floors										0	0	0	0	XXX	0	0	0	0	0	0	0	XXX	XXX
0969999999. Total Written Options - Collars										0	0	0	0	XXX	0	0	0	0	0	0	0	XXX	XXX
0979999999. Total Written Options - Other										0	0	0	0	XXX	0	0	0	0	0	0	0	XXX	XXX
0989999999. Total Written Options										0	(4,117,018)	0	(7,386,337)	XXX	(7,386,337)	(3,269,319)	0	0	0	0	0	XXX	XXX
1049999999. Subtotal - Swaps - Hedging Effective Excluding Variable Annuity Guarantees Under SSAP No.108										0	0	0	0	XXX	0	0	0	0	0	0	0	XXX	XXX
1109999999. Subtotal - Swaps - Hedging Effective Variable Annuity Guarantees Under SSAP No.108										0	0	0	0	XXX	0	0	0	0	0	0	0	XXX	XXX
1169999999. Subtotal - Swaps - Hedging Other										0	0	0	0	XXX	0	0	0	0	0	0	0	XXX	XXX
1229999999. Subtotal - Swaps - Replication										0	0	0	0	XXX	0	0	0	0	0	0	0	XXX	XXX
1289999999. Subtotal - Swaps - Income Generation										0	0	0	0	XXX	0	0	0	0	0	0	0	XXX	XXX
1349999999. Subtotal - Swaps - Other										0	0	0	0	XXX	0	0	0	0	0	0	0	XXX	XXX
1359999999. Total Swaps - Interest Rate										0	0	0	0	XXX	0	0	0	0	0	0	0	XXX	XXX

ANNUAL STATEMENT FOR THE YEAR 2023 OF AUGUSTAR LIFE ASSURANCE CORPORATION

SCHEDULE DB - PART A - SECTION 1

Showing all Options, Caps, Floors, Collars, Swaps and Forwards Open as of December 31 of Current Year

1	2	3	4	5	6	7	8	9	10	11	12	13	14	15	16	17	18	19	20	21	22	23
Description	Description of Item(s) Hedged, Used for Income Generation or Replicated	Schedule/ Exhibit Identifier	Type(s) of Risk(s) (a)	Exchange, Counterparty or Central Clearinghouse	Trade Date	Date of Maturity or Expiration	Number of Contracts	Notional Amount	Strike Price, Rate or Index Received (Paid)	Cumulative Prior Year(s) Initial Cost of Un-discounted Premium (Received) Paid	Current Year Initial Cost of Un-discounted Premium (Received) Paid	Current Year Income	Book/ Adjusted Carrying Value	Code	Fair Value	Unrealized Valuation Increase/ (Decrease)	Total Foreign Exchange Change in B./A.C.V.	Current Year's (Amortization)/ Accretion	Adjustment to Carrying Value of Hedged Item	Potential Exposure	Credit Quality of Reference Entity	Hedge Effectiveness at Inception and at Year-end (b)
1369999999. Total Swaps - Credit Default										0	0	0	0	XXX	0	0	0	0	0	0	XXX	XXX
1379999999. Total Swaps - Foreign Exchange										0	0	0	0	XXX	0	0	0	0	0	0	XXX	XXX
1389999999. Total Swaps - Total Return										0	0	0	0	XXX	0	0	0	0	0	0	XXX	XXX
1399999999. Total Swaps - Other										0	0	0	0	XXX	0	0	0	0	0	0	XXX	XXX
1409999999. Total Swaps										0	0	0	0	XXX	0	0	0	0	0	0	XXX	XXX
1479999999. Subtotal - Forwards										0	0	0	0	XXX	0	0	0	0	0	0	XXX	XXX
1509999999. Subtotal - SSAP No. 108 Adjustments										0	0	0	0	XXX	0	0	0	0	0	0	XXX	XXX
1689999999. Subtotal - Hedging Effective Excluding Variable Annuity Guarantees Under SSAP No.108										0	0	0	0	XXX	0	0	0	0	0	0	XXX	XXX
1699999999. Subtotal - Hedging Effective Variable Annuity Guarantees Under SSAP No.108										0	0	0	0	XXX	0	0	0	0	0	0	XXX	XXX
1709999999. Subtotal - Hedging Other										0	4,801,871	0	6,521,487	XXX	6,521,487	1,719,616	0	0	0	0	XXX	XXX
1719999999. Subtotal - Replication										0	0	0	0	XXX	0	0	0	0	0	0	XXX	XXX
1729999999. Subtotal - Income Generation										0	0	0	0	XXX	0	0	0	0	0	0	XXX	XXX
1739999999. Subtotal - Other										0	0	0	0	XXX	0	0	0	0	0	0	XXX	XXX
1749999999. Subtotal - Adjustments for SSAP No. 108 Derivatives										0	0	0	0	XXX	0	0	0	0	0	0	XXX	XXX
1759999999 - Totals										0	4,801,871	0	6,521,487	XXX	6,521,487	1,719,616	0	0	0	0	XXX	XXX

(a)	Code	Description of Hedged Risk(s)
(b)	Code	Financial or Economic Impact of the Hedge at the End of the Reporting Period

ANNUAL STATEMENT FOR THE YEAR 2023 OF AUGUSTAR LIFE ASSURANCE CORPORATION

SCHEDULE DB - PART A - SECTION 2

Showing all Options, Caps, Floors, Collars, Swaps and Forwards Terminated During Current Year

1	2	3	4	5	6	7	8	9	10	11	12	13	14	15	16	17	18	19	20	21	22	23	24	25
Description	Description of Item(s) Hedged, Used for Income Generation or Replicated	Schedule / Exhibit Identifier	Type(s) of Risk(s) (a)	Exchange, Counterparty or Central Clearinghouse	Trade Date	Date of Maturity or Expiration	Termination Date	Indicate Exercise, Expiration, Maturity or Sale	Number of Contracts	Notional Amount	Strike Price, Rate or Index Received (Paid)	Cumulative Prior Year(s) Initial Cost of Un-discounted Premium (Received) Paid	Current Year Initial Cost of Un-discounted Premium (Received) Paid	Consideration Received (Paid) on Termination	Current Year Income	Book/ Adjusted Carrying Value	Code	Unrealized Valuation Increase/ (Decrease)	Total Foreign Exchange Change in B./A.C.V.	Current Year's (Amortization)/ Accretion	Gain (Loss) on Termination Recognized	Adjustment to Carrying Value of Hedged Item	Gain (Loss) on Termination Deferred	Hedge Effectiveness at Inception and at Termination (b)
S&P 500 12/15/2023 Strike @ 4223.41 7846SS224	Indexed Universal Life	Exhibit 5	Equity/Index	Bank of America Mer EYKN6V0Z088VD9IULB80	12/16/2022	12/15/2023	12/15/2023	Closing Purchase	2,246	9,487,046	4,223.41	(502,350)	0	(1,113,671)	0	(502,350)	XXX	(32,164)	0	0	(611,321)	0	0	0/0
0649999999	Subtotal - Written Options - Hedging Other - Call Options and Warrants																							
0709999999	Subtotal - Written Options - Hedging Other																							
0779999999	Subtotal - Written Options - Replications																							
0849999999	Subtotal - Written Options - Income Generation																							
0919999999	Subtotal - Written Options - Other																							
0929999999	Total Written Options - Call Options and Warrants																							
0939999999	Total Written Options - Put Options																							
0949999999	Total Written Options - Caps																							
0959999999	Total Written Options - Floors																							
0969999999	Total Written Options - Collars																							
0979999999	Total Written Options - Other																							
0989999999	Total Written Options																							
1049999999	Subtotal - Swaps - Hedging Effective Excluding Variable Annuity Guarantees Under SSAP No.108																							
1109999999	Subtotal - Swaps - Hedging Effective Variable Annuity Guarantees Under SSAP No.108																							
1169999999	Subtotal - Swaps - Hedging Other																							
1229999999	Subtotal - Swaps - Replication																							
1289999999	Subtotal - Swaps - Income Generation																							
1349999999	Subtotal - Swaps - Other																							
1359999999	Total Swaps - Interest Rate																							
1369999999	Total Swaps - Credit Default																							
1379999999	Total Swaps - Foreign Exchange																							
1389999999	Total Swaps - Total Return																							
1399999999	Total Swaps - Other																							
1409999999	Total Swaps																							
1479999999	Subtotal - Forwards																							
1509999999	Subtotal - SSAP No. 108 Adjustments																							
1689999999	Subtotal - Hedging Effective Excluding Variable Annuity Guarantees Under SSAP No.108																							
1699999999	Subtotal - Hedging Effective Variable Annuity Guarantees Under SSAP No.108																							
1709999999	Subtotal - Hedging Other																							
1719999999	Subtotal - Replication																							
1729999999	Subtotal - Income Generation																							
1739999999	Subtotal - Other																							
1749999999	Subtotal - Adjustments for SSAP No. 108 Derivatives																							
1759999999	Totals																							

(a)

Code	Description of Hedged Risk(s)
------	-------------------------------

(b)

Code	Financial or Economic Impact of the Hedge at the End of the Reporting Period
------	--

E19.1

Schedule DB - Part B - Section 1 - Futures Contracts Open

N O N E

Schedule DB - Part B - Section 1B - Brokers with whom cash deposits have been made

N O N E

Schedule DB - Part B - Section 2 - Futures Contracts Terminated

N O N E

Schedule DB - Part D-Section 2 - Collateral for Derivative Instruments Open - Pledged By

N O N E

Schedule DB - Part D-Section 2 - Collateral for Derivative Instruments Open - Pledged To

N O N E

Schedule DB - Part E - Derivatives Hedging Variable Annuity Guarantees as of December 31 of
Current Year

N O N E

ANNUAL STATEMENT FOR THE YEAR 2023 OF AUGUSTAR LIFE ASSURANCE CORPORATION

SCHEDULE DL - PART 1
SECURITIES LENDING COLLATERAL ASSETS

Reinvested Collateral Assets Owned December 31 Current Year

(Securities lending collateral assets reported in aggregate on Line 10 of the Assets page and not included on Schedules A, B, BA, D, DB and E)

1	2	3	4	5	6	7
CUSIP Identification	Description	Code	NAIC Designation, NAIC Designation Modifier and SVO Administrative Symbol	Fair Value	Book/Adjusted Carrying Value	Maturity Date
0109999999	Total - U.S. Government Bonds			0	0	XXX
0309999999	Total - All Other Government Bonds			0	0	XXX
0509999999	Total - U.S. States, Territories and Possessions Bonds			0	0	XXX
0709999999	Total - U.S. Political Subdivisions Bonds			0	0	XXX
0909999999	Total - U.S. Special Revenues Bonds			0	0	XXX
06367D-DF-9	BANK OF MONTREAL CHICAGO	C.....	1.E FE	500,610	500,000	10/04/2024
06417M-5E-1	BANK OF NOVA SCOTIA HOUS	C.....	1.E FE	500,739	500,000	10/17/2024
89120D-YD-5	TORONTO DOMINION BANK	C.....	1.D FE	500,634	500,000	11/06/2024
95001K-NJ-9	WELLS FARGO BANK NA	C.....	1.E FE	500,780	500,000	08/09/2024
CR1016-69-8	JP Morgan Securities LLC RECENT CBFR+40	C.....	1.E FE	500,000	500,000	03/30/2024
CR1727-13-8	BNP Paribas SA RECENT	C.....	1.D FE	1,000,000	1,000,000	02/04/2024
CR2448-69-2	HSBC Securities (USA) Inc RECENT 35 Day	C.....	1.E FE	1,000,000	1,000,000	02/04/2024
CR5741-72-1	BofA Securities Inc. RECENT	C.....	1.E FE	1,000,000	1,000,000	02/04/2024
1019999999	Subtotal - Bonds - Industrial and Miscellaneous (Unaffiliated) - Issuer Obligations			5,502,763	5,500,000	XXX
1109999999	Total - Industrial and Miscellaneous (Unaffiliated) Bonds			5,502,763	5,500,000	XXX
1309999999	Total - Hybrid Securities			0	0	XXX
1509999999	Total - Parent, Subsidiaries and Affiliates Bonds			0	0	XXX
1909999999	Subtotal - Unaffiliated Bank Loans			0	0	XXX
2419999999	Total - Issuer Obligations			5,502,763	5,500,000	XXX
2429999999	Total - Residential Mortgage-Backed Securities			0	0	XXX
2439999999	Total - Commercial Mortgage-Backed Securities			0	0	XXX
2449999999	Total - Other Loan-Backed and Structured Securities			0	0	XXX
2459999999	Total - SVO Identified Funds			0	0	XXX
2469999999	Total - Affiliated Bank Loans			0	0	XXX
2479999999	Total - Unaffiliated Bank Loans			0	0	XXX
2489999999	Total - Unaffiliated Certificates of Deposit			0	0	XXX
2509999999	Total Bonds			5,502,763	5,500,000	XXX
4109999999	Total - Preferred Stocks (Schedule D, Part 2, Section 1 type) - Industrial and Miscellaneous (Unaffiliated)			0	0	XXX
4409999999	Total - Preferred Stocks (Schedule D, Part 2, Section 1 type) - Parent, Subsidiaries and Affiliates			0	0	XXX
4509999999	Total - Preferred Stocks (Schedule D, Part 2, Section 1 type)			0	0	XXX
5109999999	Total - Common Stocks (Schedule D, Part 2, Section 2 type) - Industrial and Miscellaneous (Unaffiliated)			0	0	XXX
5409999999	Total - Common Stocks (Schedule D, Part 2, Section 2 type) - Mutual Funds			0	0	XXX
5609999999	Total - Common Stocks (Schedule D, Part 2, Section 2 type) - Unit Investment Trusts			0	0	XXX
5809999999	Total - Common Stocks (Schedule D, Part 2, Section 2 type) - Closed-End Funds			0	0	XXX
5979999999	Total - Common Stocks (Schedule D, Part 2, Section 2 type) - Parent, Subsidiaries and Affiliates			0	0	XXX
5989999999	Total - Common Stocks (Schedule D, Part 2, Section 2 type)			0	0	XXX
5999999999	Total - Preferred and Common Stocks			0	0	XXX
05253M-VD-3	AUST & NZ BANKING GROUP	C.....	1.D	500,463	500,000	07/25/2024
05253M-VK-7	AUST & NZ BANKING GROUP	C.....	1.D	699,985	700,000	07/15/2024
06050F-HZ-8	BANK OF AMERICA NA	C.....	1.E	800,249	800,000	06/10/2024
06373L-5Z-8	BANK OF MONTREAL	C.....	1.E	500,722	500,000	04/02/2024
06407E-AA-3	BANK OF NEW ZEALAND	C.....	1.E	598,380	597,976	02/20/2024
06417M-Z2-4	BANK OF NOVA SCOTIA HOUS	C.....	1.E	500,177	500,081	02/05/2024
12509Q-BV-4	CDP FINANCIAL INC	C.....	1.D	600,023	599,997	01/08/2024
13606K-SP-2	CANADIAN IMP BK COMM NY	C.....	1.E	599,746	599,695	02/02/2024
17330Q-EQ-6	CITIBANK NA	C.....	1.E	500,421	500,176	05/09/2024
19421M-GC-0	COLLAT CP FLEX CO LLC	C.....	1.E	600,065	600,000	06/17/2024
55607N-TJ-9	MACQUARIE BANK LIMITED	C.....	1.E	500,215	500,000	04/17/2024
59515M-CF-0	MICROSOFT CORP	C.....	1.D	692,024	692,273	03/15/2024
60710T-GB-1	MIZUHO BANK LTD/NY	C.....	1.F	500,150	500,004	02/02/2024
63254G-ZG-3	NATIONAL AUSTRALI BANK L	C.....	1.D	501,012	500,000	09/27/2024
67985B-HU-0	OLD LINE FUNDING LLC	C.....	1.D	500,002	500,000	06/06/2024
78015J-6K-8	ROYAL BANK OF CANADA NY	C.....	1.B	500,362	500,057	06/14/2024
78015J-7K-7	ROYAL BANK OF CANADA NY	C.....	1.B	500,362	500,058	06/20/2024
86564P-BT-7	SUMITOMO MITSUI TRUST NY	C.....	1.F	500,177	500,000	02/09/2024
86564P-CW-9	SUMITOMO MITSUI TRUST NY	C.....	1.F	500,087	500,000	01/25/2024
86565F-08-8	SUMITOMO MITSUI BANK NY	C.....	1.F	1,001,184	1,000,831	04/19/2024
86959R-3X-6	SVENSKA HANDELSBANKEN NY	C.....	1.D	600,132	600,016	01/26/2024
88603L-DV-8	THUNDER BAY FUNDING LLC	C.....	1.D	500,035	500,000	03/21/2024
95001K-JU-9	WELLS FARGO BANK NA	C.....	1.E	500,044	500,000	01/05/2024
CR4824-39-5	Credit Agricole Corporate & Investment	C.....	1.E	500,000	500,000	01/07/2024
9509999999	Subtotal - Short-Term Invested Assets (Schedule DA, Part 1 type)			13,696,017	13,691,164	XXX
000000-00-0	Cash	C.....		0	0	
9609999999	Subtotal - Cash (Schedule E Part 1 type)			0	0	XXX
03785D-AA-8	APPLE INC	C.....	1.D	999,117	999,562	01/04/2024
05333T-AG-4	AUTOZONE INC	C.....	2.A	648,916	649,219	01/09/2024
06051W-BC-7	BANK OF AMERICA NA	C.....	1.E	500,049	500,057	01/16/2024
06052T-3I-8	BANK OF AMERICA NA	C.....	1.E	500,030	500,025	01/09/2024
13608A-AH-9	CA IMPERIAL BK OF COMM	C.....	1.E	797,739	798,076	01/17/2024
13608A-AQ-9	CA IMPERIAL BK OF COMM	C.....	1.E	697,290	697,607	01/24/2024
13639C-AG-0	CANADIAN NATL RAILWAY	C.....	2.A	648,260	648,516	01/16/2024
15963T-AC-3	CHARIOT FUNDING LLC	C.....	1.E	249,480	249,591	01/12/2024
15963T-BC-2	CHARIOT FUNDING LLC	C.....	1.E	695,279	695,574	02/12/2024
17330Q-CV-7	CITIBANK NA	C.....	1.E	329,086	329,075	03/05/2024
21687A-BE-2	COOPERATIVE RABOBANK UA	C.....	1.E	248,277	248,344	02/14/2024
2332K4-NH-3	DNB BANK ASA	C.....	1.D	1,371,163	1,371,054	01/17/2024
24422L-AB-9	JOHN DEERE CAPITAL CORP	C.....	1.E	598,849	599,092	01/11/2024
24422L-CC-5	JOHN DEERE CAPITAL CORP	C.....	1.E	692,310	692,600	03/12/2024
30601V-BE-0	FAIRWAY FINANCE CO LLC	C.....	1.E	695,050	695,380	02/14/2024
44331B-AA-1	HP INC	C.....	2.A	648,616	649,106	01/10/2024
45856W-A3-3	INTERCONTINENTALEXCHANGE	C.....	2.A	699,443	699,783	01/03/2024
48246T-AC-3	KFII	C.....	1.D	698,579	698,849	01/12/2024
49177F-AC-4	KENVUE INC	C.....	1.E	698,553	698,854	01/12/2024
49177F-AJ-9	KENVUE INC	C.....	1.E	697,931	698,238	01/18/2024
49271J-A3-1	KEURIG DR PEPPER INC	C.....	2.A	699,472	699,785	01/03/2024
53127T-A5-2	LIBERTY STREET FDG LLC	C.....	1.E	514,465	514,688	01/05/2024
53127T-AB-9	LIBERTY STREET FDG LLC	C.....	1.E	499,035	499,254	01/11/2024
54316T-A2-8	LONGSHIP FUNDING LLC	C.....	1.D	249,852	249,962	01/02/2024
54316T-AA-4	LONGSHIP FUNDING LLC	C.....	1.D	599,467	599,728	01/04/2024
54316T-AB-5	LONGSHIP FUNDING LLC	C.....	1.D	698,963	699,270	01/08/2024
55607K-BC-9	MACQUARIE BANK LIMITED	C.....	1.E	297,969	298,058	02/12/2024
55607N-RX-0	MACQUARIE BANK LIMITED	C.....	1.E	500,274	500,182	02/15/2024
58507A-AA-5	MEDTRONIC GLOB HLDS SCA	C.....	2.A	699,366	699,682	01/04/2024
60689F-AG-3	MIZUHO BANK LTD/NY	C.....	1.E	269,285	269,387	01/16/2024
60689P-AG-7	MIZUHO BANK LTD/SG	C.....	1.E	499,181	499,400	01/09/2024
60689P-CG-1	MIZUHO BANK LTD/SG	C.....	1.E	692,715	693,074	03/06/2024
62479L-AX-3	MUFG BANK LTD/NY	C.....	1.E	621,939	622,214	01/31/2024
62939L-AA-7	NRW BANK	C.....	1.D	698,765	699,065	01/10/2024
63254G-IM-3	NATIONAL AUSTRALI BANK L	C.....	1.D	1,050,145	1,050,120	01/12/2024
63254G-YH-2	NATIONAL AUSTRALI BANK L	C.....	1.D	1,000,152	1,000,169	01/22/2024
65409R-B7-4	NIEUW AMSTERDAM REC BV	C.....	1.E	695,803	696,115	02/07/2024
69372A-AB-8	PACCAR FINANCIAL CORP	C.....	1.E	898,248	898,667	01/11/2024
70109L-A2-2	PARKER-HANNIFIN CORP	C.....	2.A	649,608	649,901	01/02/2024
83050W-FP-4	SKANDINAV ENSKILDA BANK	C.....	1.E	600,142	600,064	03/08/2024

ANNUAL STATEMENT FOR THE YEAR 2023 OF AUGUSTAR LIFE ASSURANCE CORPORATION

SCHEDULE DL - PART 1
SECURITIES LENDING COLLATERAL ASSETS

Reinvested Collateral Assets Owned December 31 Current Year

(Securities lending collateral assets reported in aggregate on Line 10 of the Assets page and not included on Schedules A, B, BA, D, DB and E)

1 CUSIP Identification	2 Description	3 Code	4 NAIC Designation, NAIC Designation Modifier and SVO Administrative Symbol	5 Fair Value	6 Book/Adjusted Carrying Value	7 Maturity Date
86562K-CK-8	SUMITOMO MITSUI BANKING	C	1.E	246,976	247,064	03/19/2024
86563G-B5-0	SUMITOMO MITSUI TRUST NY	C	1.E	497,182	497,356	02/05/2024
86960J-AQ-8	SVENSKA HANDELSBANKEN AB	C	1.D	398,474	398,620	01/24/2024
89236T-HV-0	TOYOTA MOTOR CREDIT CORP	C	1.E	699,988	700,012	01/11/2024
8AMMFO-8Q-7	GOLDMAN SACHS FIN SQ GOVT	C	1.A	1,814,647	1,814,647	
8AMMFO-91-1	DWS GOVT MM SERIES INST	C	1.A	2,052,037	2,052,037	
8AMMFO-AM-3	INVESCO GVT & AGCY-INST	C	1.A	1,435,289	1,435,289	
92866B-AA-3	VOLKSWAGEN GROUP AMERICA	C	2.A	249,532	249,650	01/10/2024
961200-AS-8	WESTPAC BANKING CORP	C	1.D	896,315	896,650	01/26/2024
RPEHHH-WA-9	BNP PARIBAS	C	1.E	4,000,000	4,000,000	01/02/2024
RPEHHH-WD-3	BOFA SECURITIES INC	C	1.E	4,000,000	4,000,000	01/02/2024
RPEHHH-WT-8	TD SECURITIES (USA) LLC	C	1.C	500,000	500,000	01/02/2024
RPEJ1H-TF-8	HSBC SECURITIES USA INC	C	1.E	4,000,000	4,000,000	01/02/2024
RPEMOH-ZN-8	BNP PARIBAS	C	1.E	500,000	500,000	01/02/2024
RPEMOH-ZX-6	HSBC SECURITIES USA INC	C	1.E	500,000	500,000	01/02/2024
9709999999	Subtotal - Cash Equivalents (Schedule E Part 2 type)			47,339,503	47,348,712	XXX
9999999999	Totals			66,538,283	66,539,876	XXX

General Interrogatories:

- Total activity for the year Fair Value \$ 26,661,906 Book/Adjusted Carrying Value \$ 26,670,250
- Average balance for the year Fair Value \$ 53,166,113 Book/Adjusted Carrying Value \$ 53,164,823
-

Line Book/Adjusted Carrying Value by NAIC Designation Category Footnote:

Line Number	1A ...\$	1B ..\$	1C ..\$	1D ..\$	1E ..\$	1F ..\$	1G ..\$
3A	5,301,973	1,000,115	500,000	14,755,335	37,535,976	2,500,835	0
3B	4,945,642	0	0	0	0	0	0
3C	0	0	0	0	0	0	0
3D	0	0	0	0	0	0	0
3E	0	0	0	0	0	0	0
3F	0	0	0	0	0	0	0

SCHEDULE DL - PART 2
SECURITIES LENDING COLLATERAL ASSETS

Reinvested Collateral Assets Owned December 31 Current Year

(Securities lending collateral assets included on Schedules A, B, BA, D, DB and E and not reported in aggregate on Line 10 of the Assets page)

1 CUSIP Identification	2 Description	3 Code	4 NAIC Designation, NAIC Designation Modifier and SVO Administrative Symbol	5 Fair Value	6 Book/Adjusted Carrying Value	7 Maturity Date
NONE						
999999999 - Totals						XXX

General Interrogatories:

- | | | |
|---------------------------------|---------------------|---------------------------------------|
| 1. Total activity for the year | Fair Value \$ | Book/Adjusted Carrying Value \$ |
| 2. Average balance for the year | Fair Value \$ | Book/Adjusted Carrying Value \$ |

ANNUAL STATEMENT FOR THE YEAR 2023 OF AUGUSTAR LIFE ASSURANCE CORPORATION

SCHEDULE E - PART 2 - CASH EQUIVALENTS

Show Investments Owned December 31 of Current Year

1 CUSIP	2 Description	3 Code	4 Date Acquired	5 Rate of Interest	6 Maturity Date	7 Book/Adjusted Carrying Value	8 Amount of Interest Due and Accrued	9 Amount Received During Year
NONE								
8609999999 - Total Cash Equivalents								

E28

1. Line Book/Adjusted Carrying Value by NAIC Designation Category Footnote:
 Number
 1A 1A ..\$ 1B ..\$ 1C ..\$ 1D ..\$ 1E ..\$ 1F ..\$ 1G ..\$
 1B 2A ..\$ 2B ..\$ 2C ..\$
 1C 3A ..\$ 3B ..\$ 3C ..\$
 1D 4A ..\$ 4B ..\$ 4C ..\$
 1E 5A ..\$ 5B ..\$ 5C ..\$
 1F 6 ..\$

ANNUAL STATEMENT FOR THE YEAR 2023 OF AUGUSTAR LIFE ASSURANCE CORPORATION

SCHEDULE E - PART 3 - SPECIAL DEPOSITS

States, Etc.	1 Type of Deposit	2 Purpose of Deposit	Deposits For the Benefit of All Policyholders		All Other Special Deposits	
			3 Book/Adjusted Carrying Value	4 Fair Value	5 Book/Adjusted Carrying Value	6 Fair Value
1. Alabama	AL		0	0	0	0
2. Alaska	AK		0	0	0	0
3. Arizona	AZ		0	0	0	0
4. Arkansas	AR	B. State regulatory requirement	202,334	171,608	0	0
5. California	CA		0	0	0	0
6. Colorado	CO		0	0	0	0
7. Connecticut	CT		0	0	0	0
8. Delaware	DE		0	0	0	0
9. District of Columbia	DC		0	0	0	0
10. Florida	FL		0	0	0	0
11. Georgia	GA	B. State regulatory requirement	60,700	51,482	0	0
12. Hawaii	HI		0	0	0	0
13. Idaho	ID		0	0	0	0
14. Illinois	IL		0	0	0	0
15. Indiana	IN		0	0	0	0
16. Iowa	IA		0	0	0	0
17. Kansas	KS		0	0	0	0
18. Kentucky	KY		0	0	0	0
19. Louisiana	LA		0	0	0	0
20. Maine	ME		0	0	0	0
21. Maryland	MD		0	0	0	0
22. Massachusetts	MA	B. State regulatory requirement	101,167	85,804	0	0
23. Michigan	MI		0	0	0	0
24. Minnesota	MN		0	0	0	0
25. Mississippi	MS		0	0	0	0
26. Missouri	MO		0	0	0	0
27. Montana	MT		0	0	0	0
28. Nebraska	NE		0	0	0	0
29. Nevada	NV	B. State regulatory requirement	217,816	233,876	0	0
30. New Hampshire	NH		0	0	0	0
31. New Jersey	NJ		0	0	0	0
32. New Mexico	NM	B. State regulatory requirement	249,554	242,070	0	0
33. New York	NY		0	0	0	0
34. North Carolina	NC	B. State regulatory requirement	496,475	429,020	0	0
35. North Dakota	ND		0	0	0	0
36. Ohio	OH	B. State regulatory requirement	1,708,684	1,544,472	0	0
37. Oklahoma	OK		0	0	0	0
38. Oregon	OR		0	0	0	0
39. Pennsylvania	PA		0	0	0	0
40. Rhode Island	RI		0	0	0	0
41. South Carolina	SC	B. State regulatory requirement	177,042	150,157	0	0
42. South Dakota	SD		0	0	0	0
43. Tennessee	TN		0	0	0	0
44. Texas	TX		0	0	0	0
45. Utah	UT		0	0	0	0
46. Vermont	VT		0	0	0	0
47. Virginia	VA	B. State regulatory requirement	252,918	214,510	0	0
48. Washington	WA		0	0	0	0
49. West Virginia	WV		0	0	0	0
50. Wisconsin	WI		0	0	0	0
51. Wyoming	WY		0	0	0	0
52. American Samoa	AS		0	0	0	0
53. Guam	GU		0	0	0	0
54. Puerto Rico	PR		0	0	0	0
55. U.S. Virgin Islands	VI		0	0	0	0
56. Northern Mariana Islands	MP		0	0	0	0
57. Canada	CAN		0	0	0	0
58. Aggregate Alien and Other	OT	XXX	0	0	0	0
59. Subtotal	XXX	XXX	3,466,690	3,122,999	0	0
DETAILS OF WRITE-INS						
5801.						
5802.						
5803.						
5898. Summary of remaining write-ins for Line 58 from overflow page	XXX	XXX	0	0	0	0
5899. Totals (Lines 5801 thru 5803 plus 5898)(Line 58 above)	XXX	XXX	0	0	0	0